



COIR BOARD

*MINISTRY OF MICRO SMALL &
MEDIUM ENTERPRISES*

GOVERNMENT OF INDIA

*ANNUAL ACCOUNTS
FOR THE YEAR
2016-17*

COIR HOUSE
M.G.ROAD, KOCHI – 682 016
KERALA

COIR BOARD

FINAL ACCOUNTS 2016-17

I N D E X

Sl. No.	Content	Page Number	
		From	To
1	AUDIT REPORT	i	v
2	CONSOLIDATED STATEMENTS	1	26
3	COIR VIKAS YOJANA (CVY)	27	49
4	NON PLAN ACCOUNT	50	73
5	G.P.F ACCOUNT	74	95
6	PENSION ACCOUNT	96	117
7	DOMESTIC MARKET PROMOTION FUND ACCOUNT	118	139
8	COIR UDYAMI YOJANA (CUY)	140	161
9	SFURTI ACCOUNT	162	183
10	HINDUSTAN COIR	184	206

6

**SEPARATE AUDIT REPORT OF THE COMPTROLLER AND AUDITOR
GENERAL OF INDIA ON THE ACCOUNTS OF COIR BOARD FOR THE YEAR
ENDED 31 MARCH 2017**

We have audited the attached Balance Sheet of Coir Board, Cochin (The Board) as at 31 March 2017 and the Income & Expenditure Account and Receipts & Payment Account for the year ended 31 March 2017 on that date under Section 19(2) of the Comptroller & Auditor General's (Duties, Powers and Conditions of Service) Act, 1971 read with Section 17(2) of the Coir Industry Act 1953. The audit has been entrusted for the period upto 31 March 2017. These financial statements include the accounts of 6 Regional Offices, 6 Sub Regional Offices, 5 Sub Offices/Extension Centres, 30 Show Rooms/Sales Depots/Sub Depots and one Commercial Unit (Hindustan Coir). These financial statements are the responsibility of the Board's management. Our responsibility is to express an opinion on these financial statements based on our audit.

2. This separate Audit Report contains the comments of the Comptroller & Auditor General of India (CAG) on the accounting treatment only with regard to classification, conformity with the best accounting practices, accounting standards and disclosure norms, etc. Audit observations on financial transactions with regard to compliance with the Law, Rules and regulations (Propriety and Regularity) and efficiency-cum-performance aspects, etc., if any are reported through Inspection Reports/CAG's Audit Reports separately.
3. We have conducted our audit in accordance with auditing standards generally accepted in India. These standards require that we plan and perform the audit to obtain reasonable assurance about whether the financial statements are free from material misstatements. An audit includes examining, on a test basis, evidence supporting the amounts and disclosure in the financial statements. An audit also includes assessing the accounting principles used and significant estimates made by management, as well as evaluating the overall presentation of financial statements. We believe that our audit provides a reasonable basis for our opinion.
4. Based on our audit, we report that:
 - (i) We have obtained all the information and explanations, which to the best of our knowledge and belief were necessary for the purpose of our audit;
 - (ii) The Balance Sheet, Income & Expenditure Account and Receipt & Payment Account dealt with by this report have been drawn up in the format approved by the Ministry of Finance, Government of India.

(iii) In our opinion, proper books of accounts and other relevant records have been properly maintained by the Board as required under Section 19 (2) of the Comptroller & Auditor General's (Duties Powers & Conditions of Service) Act, 1971 read with section 17 (2) of the Coir Industry Act, 1953 in so far as it appears from our examination of such books.

(iv) We further report that:

A. Balance Sheet

**1. Current Liabilities And Provisions - (Schedule 7)
Other Current Liabilities ₹ 1042.33 lakh**

Pay commission Arrears of ₹ 245.77 lakh payable to the employees on account of implementation of 7th Central Pay Commission was accounted twice as current liability resulting in over statement of other current liabilities as well as expenditure to the tune of ₹ 245.77 lakh. Consequently, excess of income over expenditure was understated by ₹ 245.77 lakh.

**2. Current Assets, Loans, Advances Etc - (Schedule 11)
Loans, Advances and Other Assets
Loans - Others - ₹ 9768.64 lakh**

- a. Above includes ₹ 165.49 lakh being the advance payments made to Central Public Works Department for the works relating to Annual Maintenance Contracts of Central Coir Research Institute and Central Institute of Coir Technology units from 2011-12 onwards. Instead of charging these payments as expenditure, these were shown as advance payments which has resulted in overstatement of advances, understatement of Other Administrative Expenditure by ₹165.49 lakh. Consequently, excess of income over expenditure is overstated by the same amount.
- b. Above includes an advance of ₹ 195.36 lakh given to Directorate of Advertising and Visual Publicity (DAVP) during the period from November 2010 to December 2014 for advertisement in print and electronic media. However, as per status shown by DAVP, the balance pending as advance as of March 2017 in respect of the Board was ₹ 43.64 lakh only. The same needs reconciliation.
- c. Above includes ₹ 17.86 crore of advance payment made from 15 December 2005 to 22 February 2011 for implementation of Scheme of Fund for Regeneration of Traditional Industries (SFURTI) which was yet to be reconciled despite passage of 6 years to 11 years.

Industries (SFURTI) which was yet to be reconciled despite passage of 6 years to 11 years.

- d. Above also includes other advance payments of ₹ 12.21 crore pending reconciliation for more than 10 years.

3. Current Assets, Loans, Advances Etc. - (Schedule 11)

Current Assets - Sundry Debtors

Debts Outstanding for a period exceeding six months - ₹ 123.94 lakh

Above includes debtors amounting to ₹ 64.52 lakh out of which ₹ 14.94 lakh towards show room and deport sales and others which is pending for recovery from 1978-79 to 2012-13 and against which confirmation from the concerned parties is not available. Considering the period of pendency of the amount the Board should have provided for this Sundry Debtors. Non provision of the same has resulted in overstatement of Sundry Debtors and understatement of Provision for Bad and Doubtful Debts by ₹ 14.94 lakh. Consequently, excess of income over expenditure is overstated by ₹ 14.94 lakh.

B. Grants-in-Aid

The unspent balance of Grants-in-Aid as at the beginning of the year was ₹ 16.61 crore. The Board received a sum of ₹ 91.85 crore during the year and out of it, the Board has utilised ₹ 81.15 crore leaving a balance of ₹ 27.31 crore as unutilized grants as on 31.03.2017. The same was not disclosed in the notes to Accounts.

(v) Subject to our observations in the preceding paragraphs, we report that the Balance sheet and Income & Expenditure Account/Receipts & Payments Account dealt with by this report are in agreement with the books of accounts.


(vi) In our opinion and to the best of our information and according to the explanations given to us, the said financial statements read together with the Accounting Policies and Notes on Accounts and subject to the significant matters stated above and other matters mentioned in Annexure to this Audit Report give a true and fair view in conformity with accounting principles generally accepted in India:

(a) in so far as it relates to the Balance Sheet, of the state of affairs of the Coir Board as at 31 March 2017; and

14

(b) In so far as it relates to Income & Expenditure Account of the scrips for the year ended on that date.

**For and on behalf of the
Comptroller & Auditor General of India**



**(G. SUDHARMINI)
Principal Director of Commercial Audit,
& Ex Officio Member, Audit Board, Chennai**

Place: Chennai

Date: 03.10.2017

V
Annexure

- **Adequacy of Internal Audit System**
 - The Internal Audit system in Coir Board needs strengthening by improving manpower so as to make it commensurate with the size and activities/schemes undertaken by the Board.
 - The Head Office of the Board has not been audited since inception.
 - The Senior Accounts Officer (Internal Audit) holds the charge of Accounts Department also. The dual role assigned to Senior Accounts Officer may have an adverse bearing on the independence of internal audit.
- **Adequacy of Internal Control System**

Internal Control Mechanism requires strengthening on account of the following:

 - Advances amounting to ₹ 97.68 crore were pending reconciliation as on 31 March 2017.
 - Confirmation from the parties was not obtained in respect of the Sundry Debtors as on 31 March 2017.
 - The Board does not have an approved Accounts Manual.
 - Fixed Asset Register was not being maintained properly.
- **System of Physical Verification of Assets**

Physical Verification of Fixed Assets was not carried out during the year 2016-17.
- **System of Physical Verification of Inventory**

The physical verification report submitted to Audit does not contain certificate of verification.
- **Regularity in payment of statutory dues**

The Board is regular in payment of statutory dues.


Deputy Director

COIR BOARD
COCHIN


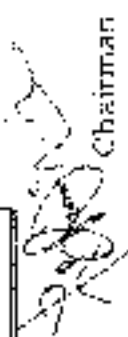

CONSOLIDATED
STATEMENTS
2016-2017

COIR BOARD, COCHIN
CONSOLIDATED BALANCE SHEET AS AT 31-03-2017

		Rs. In Crores	
		2016-2017	2015-2016
	Schedule		
CORPUS/CAPITAL FUND AND LIABILITIES			
CORPUS/CAPITAL FUND	1	6,71,852	6,44,397
RESERVES AND SURPLUS	2	1,57,218	1,55,968
EARMARKED/ ENDOWMENT FUNDS	3	6,02,965	4,14,295
SECURED LOANS AND BORROWINGS	4	-	
UNSECURED LOANS AND BORROWINGS	5	10,125	10,975
DEFERRED CREDIT LIABILITIES	6	1,739	1,47,174
CURRENT LIABILITIES AND PROVISIONS	7	1,06,312	10,32,345
TOTAL		15,50,211	24,06,354

		2016-2017	2015-2016
	Schedule		
A S S E T S			
FIXED ASSETS	8	86,805	82,107
INVESTMENTS - FROM EARMARKED/ENDOWMENT FUNDS	9	-	-
INVESTMENTS - OTHERS	10	-	-
CURRENT ASSETS, LOANS, ADVANCES ETC	11	14,63,406	23,24,247
MISCELLANEOUS EXPENDITURE (to the extent not written off or adjusted)		-	-
TOTAL		15,50,211	24,06,354

SIGNIFICANT ACCOUNTING POLICIES	24		
CONTINGENT LIABILITIES AND NOTES ON ACCOUNTS	25		

 Sr. Accounts Officer
 Chairman
 Secretary

COIR BOARD, COCHIN
CONSOLIDATED INCOME AND EXPENDITURE ACCOUNT FOR THE YEAR ENDED 31-03-2017

	Schedule	2016-2017	2015-2016
INCOME			
Income from Sales/Services	12	38,528	79,684
Grants/Subsidies	13	5,74,500	14,86,941
Fees/Subscriptions	14	2,829	2,555
Income from Investments Income on Invest from earmarked/ endow funds tried to Fund;	15	-	-
Income from Royalty, Publications etc.	16	140	74
Interest Earned	17	5,681	18,309
Other Income	18	13,715	19,212
Increase/(decrease) in stock of Finished goods and Work in Progress	19	17,318)	(14,794)
T O T A L (A)		6,28,095	15,91,162

	Schedule	2016-2017	2015-2016
EXPENDITURE			
Establishment Expenses	20	3,40,434	12,63,219
Other Administrative Expenses etc	21	1,90,014	1,89,170
Expenditure on Grants, Subsidies etc	22	48,047	99,450
Interest	23	1,566	9,010
Depreciation (Net total in the year end - corresponding to schedule B)		13,174	8,234
T O T A L (B)		5,93,235	15,69,083
Balance being excess of Income over Expenditure (A-B)		34,860	22,079
Transfer to Special Reserve (Specify each) Capital Reserve		-	-
Transfer to/from General Reserve		-	-
BALANCE BEING SURPLUS/(DEFICIT) CARRIED TO CORPUS/CAPITAL FUND		34,860	22,079
SIGNIFICANT ACCOUNTING POLICIES	24		
CONTINGENT LIABILITIES AND NOTES ON ACCOUNTS	25		

Randolph
 St. Accounts Officer

Seetha
 Secretary

Chairman
 Chairman

COIR BOARD, COCHIN

SCHEDULES FORMING PART OF CONSOLIDATED BALANCE SHEET AS AT 31-03-2017

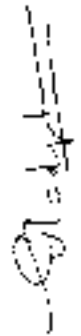
	2016-2017		2015-2016	
SCHEDULE 1- CORPUS/CAPITAL FUND:				
Balance as at the beginning of the year		6,36,092		9,22,318
Add: Contribution towards Corpus/Capital Fund				
Add/(Deduct): Balance of net income/(expenditure) transferred from the Income and Expenditure A/c	34,860	34,860	22,079	22,079
BALANCE AS AT THE YEAR - END		6,71,852		9,44,397
SCHEDULE 2- RESERVES AND SURPLUS:				
1. Capital Reserve:				
As per last Account	1,56,968		1,56,968	
Addition during the year	250			
Less: Deductions during the year	-	1,57,218		1,56,968
2. Rehabilitation Reserve:				
As per last Account	-			
Addition during the year	-			
Less: Deductions during the year	-			
3. Special Reserve:				
As per last Account	-			
Addition during the year	-			
Less: Deductions during the year	-			
4. General Reserve:				
As per last Account	-			
Addition during the year	-			
Less: Deductions during the year	-			
TOTAL		6,57,218		1,56,968

(Signature)

Sr. Accounts Officer

COIR BOARD, COCHIN
SCHEDULE 18. FORMING PART OF CONSOLIDATED BALANCE SHEET AS AT 31.03.2017

	AS AT 31.03.2017										TOTALS	
	Coir Co-Operative Society	Coir Fund	Coir Fund	Coir Fund	Coir Fund	Coir Fund	Coir Fund	Coir Fund	Coir Fund	Coir Fund		Coir Fund
SCHEDULE 3. earmarked/Endowment Funds												
a Opening balance of the funds	20,156											
b Additions to the Fund	1,11,190											
c Donations/grants												
d Income from investments - sale of securities and other additions of nature of												
e Interest on SFs												
f Interest on FD												
g Fixed Deposit Withdrawal												
h Sales Proceeds												
TOTAL (a-f)	1,31,346											
1. Obligations/Expenditure towards objectives of funds												
i Capital Expenditure												
Fixed Assets												
Others												
Total												
ii Revenue Expenditure												
Salaries, Wages and Allowances etc												
Rent												
Other Administrative Expenses												
Total												
TOTAL (c)	1,31,227											
NET BALANCE AS AT THE YEAR-END (b-d)	20,119											

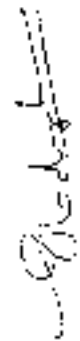

 Accounts Officer

COIR BOARD, COCHIN

SCHEDULES FORMING PART OF CONSOLIDATED BALANCE SHEET AS AT 31-03-2017

	2016-2017		2015-2016	
SCHEDULE 4 - SECURED LOANS AND BORROWINGS:				
1. Central Government				
2. State Government (Specify)				
3. Financial Institutions				
a) Term loans				
b) Interest accrued and due				
4. Banks				
a) Term Loans				
Interest accrued and due				
b) Other Loans (specify)				
Interest accrued and due				
5. Other Institutions and Agencies				
6. Debentures and Bonds				
7. Others (Specify)				
TOTAL				

ISS. IN 0001



 Sr. Accounts Officer

COIR BOARD, COCHIN

SCHEDULES FORMING PART OF CONSOLIDATED BALANCE SHEET AS AT 31.03.2017

	(Rs. In 000)	
	2016-2017	2015-2016
SCHEDULE 5 - UNSECURED LOANS AND BORROWINGS:		
1. Central Government		10,975
2. State Government (Specify)	10,125	
3. Financial Institutions		
4. Bank.		
a) Term Loans		
b) Other Loans (Specify)		
5. Other Institutions and Agencies		
6. Debtures and Bonds		
7. Fixed Deposits		
8. Others (Specify)		
TOTAL	10,125	10,975

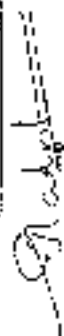
	2016-2017	2015-2016
SCHEDULE 6 - DEFERRED CREDIT LIABILITIES:		
a) Acceptances secured by hypothecation of capital equipment and other assets		
b) Others		1,45,539
(i) Subscription		
(ii) Coir Board CVY		
(iii) Coir Board MDA		
(iv) Amount Deposited for Fab Loans	1,635	1,635
(v) Coir Board Man-Plan Fund		
(vi) SFURTI A/c.		
(vii) REMOT A/c.		
(viii) Coir Board CVY		
(ix) Coir Board GFP	104	
TOTAL	1,739	1,47,174


 Sr. Accounts Officer

COIR BOARD, COCHIN

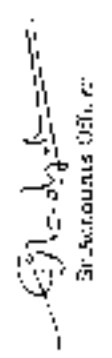
SCHEDULES FORMING PART OF CONSOLIDATED BALANCE SHEET AS AT 31-03-2017

	2016-2017		2015-2016	
				(Rs. in '000)
SCHEDULE 7- CURRENT LIABILITIES AND PROVISIONS				
A. CURRENT LIABILITIES				
1. Accounts				
2. Sundry Creditors:				
a) For Goods	1,157		1,152	
b) Others	922	2,079	268	1,420
3. Advances Received				
4. Interest accrued but not due on				
a) Secured Loan/Borrowings				
b) Unsecured Loan/Borrowings				
5. Statutory Liabilities:				
a) Overdue				
b) Others :-				
		ESI & Provident Fund		
6. Other Current Liabilities	1,04,233	1,04,233	10,31,125	10,31,125
TOTAL (A)		1,05,312		10,32,545
B. PROVISIONS				
1. For Taxation				
2. Gratuity				
3. Superannuation/Pension				
4. Accumulated Leave Encashment				
5. Trade Warranties/Clients				
6. Others (Specify)				
TOTAL (B)				
TOTAL (A+B)		1,06,312		10,32,545


 Sr. Accounts Officer

COIR BOARD, COCHIN
SCHEDULES FORMING PART OF CONSOLIDATED FINANCIAL STATEMENTS AS AT 31-03-2017

SCHEDULE-B- FIXED ASSETS	GROSS BLOCK				DEPRECIATION		NET BLOCK	
	Cost calculated as at 01-04-2016	Advances during the year	Dispositions as at 31-03-2017	As at 31-03-2016	Provided during the year	Total up to 31-03-2017	As at 31-03-2017	As at 31-03-2016
	Rs.	Rs.	Rs.	Rs.	Rs.	Rs.	Rs.	Rs.
DESCRIBED ASSETS								
1. LAND								
a) Freehold	7,880	-	-	7,880	-	-	7,880	7,880
b) Leasehold								
2. BUILDINGS								
a) Own Constructed Land	51,661	251	-	12,304	988	-	13,292	39,334
b) On Leasehold Land								
c) Ownership Plans / Provisions								
d) Superstructure on Land not belonging to the entity								
3. Plant, Machinery and Equipment								
a) M/Cs	70,574	14,453	-	54,168	7,746	-	61,914	15,306
b) Furniture and Fixtures	17,09	-	-	731	148	-	883	148
c) Office Equipments	14,214	764	-	14,042	699	-	14,741	7,441
d) Computer/Employees	14,350	340	-	9,319	1,050	-	10,369	3,031
e) Storage Installation	29,376	1,404	-	21,559	2,351	-	23,910	1,897
f) Laundry Trucks	481	-	-	376	16	-	392	103
g) Tubewells & W Supply	1,698	-	-	4,024	183	-	4,207	1,323
h) Other Fixed Assets								
i) Sundry Assets	104	-	-	70	4	-	74	34
j) Tools & Equipments	34	-	-	45	1	-	46	9
k) Machine Tools	257	-	-	45	-	-	45	58
l) Lab Equipments	728	-	-	506	27	-	533	132
m) Patent	18	246	-	238	23	-	261	8
TOTAL OF CURRENT YEAR	1,94,185	17,872	-	1,12,077	13,111	-	1,25,188	82,107
PREVIOUS YEAR	1,78,270	11,897	-	91,077	12,793	29	1,03,870	87,193
EQUITY WORK IN PROGRESS								
TOTAL	1,94,185	17,872	-	1,12,077	13,111	-	1,25,188	82,107


 Sr. Accounts Officer

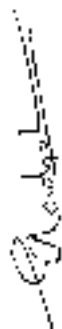
COIR BOARD, COCHIN

SCHEDULES FORMING PART OF CONSOLIDATED BALANCE SHEET AS AT 31-03-2017

(Rs. In Crores)

	2016-2017	2015-2016
<u>SCHEDULE 9. INVESTMENTS FROM EARMARKED/ENDOWMENT FUNDS:</u>		
1. In Government Securities	-	-
2. Other Approved Securities	-	-
3. Shares	-	-
4. Debentures and Bonds	-	-
5. Subsidiaries and Joint Ventures	-	-
6. Others (to be specified)	-	-
TOTAL	-	-

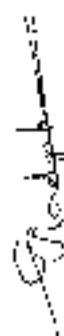
	2016-2017	2015-2016
<u>SCHEDULE 10. INVESTMENTS - OTHERS:</u>		
1. In Government Securities	-	-
2. Other Approved Securities	-	-
3. Shares	-	-
4. Debentures and Bonds	-	-
5. Subsidiaries and Joint Ventures	-	-
6. Others (to be specified)	-	-
TOTAL	-	-


 Sr Accounts Officer

COIR BOARD, COCHIN

SCHEDULES FORMING PART OF CONSOLIDATED BALANCE SHEET AS AT 31-03-2017

	2016-2017		2015 2016	
SCHEDULE 11- CURRENT ASSETS, LOANS, ADVANCES ETC:				
A. CURRENT ASSETS:				
1. Inventories:				
a) Stores and Spares	2,584		2,475	
b) Packing Materials	2		320	
c) Loose Tools			-	
d) Stock in Trade	4,612		31,953	
Finished Goods	12		-	
Work in progress	611	7,822	473	15,211
Raw Materials	12,394		9,419	
e) Others	698	13,092	14,360	21,796
2. Sundry Debtors:				
a) Debts Outstanding for a period exceeding six months				
b) Others		5		14
3. Cash Balances in Hand (including cheques/draft and interest)				
4. Bank Balances:				
a) With Scheduled Banks:				
On Current Accounts	97,205		99,585	
On Deposit Accounts (including Margin Money)	77,540		1,38,024	
On Savings Accounts	2,53,423	4,28,158	1,76,784	4,14,393
b) With non-Scheduled Banks:-				
On Current Accounts	-		-	
On Deposits Accounts	-		-	
On Savings Accounts	-		-	
5. Post Office-Savings Accounts				
TOTAL (A)		4,59,087		1,51,114

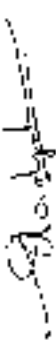

 Sr. Accounts Officer

COIR BOARD, COCHIN

SCHEDULES FORMING PART OF CONSOLIDATED BALANCE SHEET AS AT 31.03.2017

(Rs. in 000)

	2016-2017	2015-2016
SCHEDULE 11- CURRENT ASSETS, LOANS, ADVANCES ETC.		
1. LOANS, ADVANCES AND OTHER ASSETS:-		
1. Loans		
a) Staff	2,355	69,662
b) Other Entities engaged in activities/subsectors similar to that of the Entity	-	-
c) Others (Specify)	-	69,662
2. Advances and other amounts receivable, in cash or in kind or for value to be received		
a) On Capital Account	36	1,633
b) Prepayments	19	2,004
c) Others	9,76,864	7,75,028
3. Income Accrued:	9,76,913	7,79,665
a) On Investment from (unmarked)/Fundment Funds	-	-
b) On Investment - Others	-	-
c) On Loans and Advances	-	-
d) Others (MDA Receivable)	-	-
(i) Includes income due realised- Rs.)		
(ii) Interest Accrued on FD	2,885	9,466
(iii) Commission Receivable	13,864	3,793
(iv) Dying & Electricity Charges	-	-
(v) Grant Receivable Plan Fund	-	10,00,237
(vi) Pension contribution receivable	-	3,725
(vii) Spare Rent Receivable - Abroad	8,324	6,285
4. Claims Receivable	25,073	10,23,506
TOTAL (B)	10,14,315	18,72,832
TOTAL (A+B)	19,63,406	23,23,247


 Sr. Accounts Officer

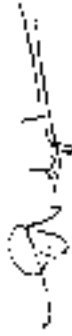
COIR BOARD, COCHIN

SCHEDULES FORMING PART OF CONSOLIDATED INCOME & EXPENDITURE FOR THE YEAR ENDED 31-03-2017

(Rs. in 000)

	2016-2017	2015-2016
SCHEDULE 12- INCOME FROM SALES /SERVICES:		
1. <u>Income from Sales</u>		
a) Sale of Finished Goods	17,876	47,686
b) Sale of Raw Material	-	-
c) Sale of Scraps	907	987
2. <u>Income from Services</u>		
a) Labour and Processing Charges	-	-
b) Professional/Consultancy Services	-	-
c) Agency Commission and Brokerage	10,070	16,754
d) Maintenance Services (Equipment/Property)	2,613	1,528
e) Others (Specify)		
i) Space Rent Received	8,052	12,829
ii) Technology Transfer	10	-
TOTAL	38,528	79,684


	2016-2017	2015-2016
SCHEDULE 13- GRANTS/SUBSIDIES		
(Irrecoverable Grants & Subsidies Received)		
1. Central Government		
2. State Government(s)	5,74,500	14,86,241
3. Government Agencies	-	-
4. Institution/Welfare Bodies	-	-
5. International Organisations	-	-
6. Others (Specify)		
(a) Pension contribution - Coir Board	-	-
(b) MDA - HC	-	-
(c) Pension Contribution Depulation Staff	-	-
TOTAL	5,74,500	14,86,241


 Sr. Account's Officer

COIR BOARD, COCHIN

SCHEDULES FORMING PART OF CONSOLIDATED INCOME & EXPENDITURE FOR THE YEAR ENDED 31 03-2017

	2016-2017	2015-2016
SCHEDULE 14- FEES/SUBSCRIPTIONS		
1. Entrance Fees		
1) Entrance Fees		
2) Annual Fees / Subscriptions	2,829.00	
3) Seminar / Program Fee		2,336.00
4) Consultancy Fee		
5) Others/Spentfy		
TOTAL	2,829	2,336

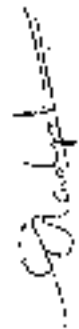

 Sr. Accounts Officer

COIR BOARD, COCHIN

SCHEDULES FORMING PART OF CONSOLIDATED INCOME & EXPENDITURE FOR THE YEAR ENDED 31-03-2017

Rs. In 000.

	Investment from Earmarked Fund 2015-2017	Investment from Earmarked Fund 2015-2016	Investment: Others 2016-2017	2015-2016
SCHEDULE 15. INCOME FROM INVESTMENTS:				
1. Interest:				
a) On Government Securities				
b) Other Bonds / Debentures				
2. Dividends				
a) Or Shares				
b) Or Mutual Fund Securities				
3. Rent				
4. Others (Specify)				
TOTAL				
TRANSFERRED TO EARMARKED / ENDOWMENT FUNDS				


 Sr. Accounts Officer

COJR BOARD, COCHIN

SCHEDULES FORMING PART OF CONSOLIDATED INCOME & EXPENDITURE FOR THE YEAR ENDED 31-03-2017

R.S. No. 0001

	2015-2017	2015-2016
SCHEDULE 16- INCOME FROM ROYALTY, PUBLICATION ETC		
1) Income from Royalty		
2) Income from Publications	140.00	74
3) Others (Specify)		
TOTAL	140	74

	2016-2017	2015-2016
SCHEDULE 17- INTEREST EARNED		
1) On Term Deposits:-		
a) With Schedule Banks	2,644	16,937
b) With Non Schedule Banks		
c) With Institutions		
d) Others - Interest on Govt Securities		
2) On Savings Accounts:-		
a) With Schedule Banks	1,150	499
b) With Non Schedule Banks		
c) Post Office Savings Accounts		
d) Others		
3) On Loans:-		
a) Employers / Staff	867	773
b) Others		
4) Interest on Debtors and Other Receivables		
TOTAL	5,681	18,209

[Signature]
Sr. Accounts Officer

COIR BOARD, COCHIN

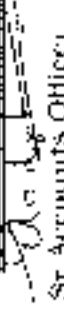
SCHEDULES FORMING PART OF CONSOLIDATED INCOME & EXPENDITURE FOR THE YEAR ENDED 31.03.2017

(Rs. '000)

	2016-2017	2015-2016
SCHEDULE 18- OTHER INCOME		
1) Profit on Sale/ disposal of Assets:-		
a) Ownert Assets		
b) Assets acquired out of grants or received free of cost		
2) Export Incentive Received	5,157	737
3) Fees for Miscellaneous Services	7,518	28,475
4) Miscellaneous Income		
5) Prior Period Items		
6) Insurance Claim Received		
TOTAL	13,735	29,212

	2016-2017	2015-2016
SCHEDULE 19. INCREASE/(DECREASE) IN STOCK OF FINISHED GOODS & WORK IN PROGRESS		
a) Closing Stock:		
Finished Goods	4,513	11,943
Work in Progress	22	
b) Less: Opening Stock:-		
Finished Goods	11,713	26,670
Work in Progress		57
NET INCREASE/DECREASE; (a-b)	(7,178)	(14,784)

	2016-2017	2015-2016
SCHEDULE 20- ESTABLISHMENT EXPENSES		
a) Salaries and Wages	2,45,468	1,89,671
b) Allowances and Bonus		
c) Contribution to Provident Fund	19	457
d) Contribution to Other Fund - ESF	499	24
e) Staff Welfare Expenses		
f) Expenses on Employees Retirement and Terminal Benefit	95,448	16,73,067
g) Others (Specify)		
(i) Contribution Pension Fund		
TOTAL:	3,46,434	12,63,219



 Sr Accounts Officer

COIR BOARD, COCHIN

SCHEDULES FORMING PART OF CONSOLIDATED INCOME & EXPENDITURE FOR THE YEAR
ENDED 31-03-2017

(Rs. In 000)

	2016-2017	2015-2016
SCHEDULE 21- OTHER ADMINISTRATIVE EXPENSES		
a) Purchases	4,642	14,262
b) Labour and Processing Expenses	405	118
c) Cartage and Carriage Inward	10	8
d) Electricity and Power	4,416	3,240
e) Water Charges	32	13
f) Insurance	29	101
g) Repairs and Maintenance	4,476	3,527
h) Excise Duty	-	-
i) Rent, Rates and Taxes	12,595	11,570
j) Vehicles Running and Maintenance	240	283
k) Postage, Telephone and Communication Charges	4,198	2,228
l) Printing and Stationery	6,030	4,084
m) Travelling and Conveyance Expenses	11,963	9,943
n) Expenses on Seminar / Workshop	73,566	67,613
o) Subscription Expenses	362	242
p) Expenses on Fees	-	-
q) Auditors Remuneration	400	-
r) Hospitality Expenses	2,164	962
s) Professional Charges	1,106	1,971
t) Provision for Bad and Doubtful Debts/ Advances	-	-
u) Irrecoverable Balances Written-off	-	-
v) Packing Charges	377	78
w) Freight and Forwarding Expenses	387	1,843
x) Distribution Expenses	3,827	11,242
y) Advertisement and Publicity	10,444	8,588
z) Others (Specify)		
(1) General Expenses	10,764	8,935
(2) Training	32,766	36,575
(3) Loss on goods damaged	-	-
(4) Product Diversification	1,300	801
(5) Award Distribution Expenses	-	-
(6) Economic & Market Research Study	-	-
(7) Export Promotion Expenses	1,221	26
(8) Prior Period Expenses	2,323	-
(9) Incidental Charges	426	682
(10) Welfare Measures	145	235
(11) Sample testing	-	-
(12) Loss on Sale of Fixed Asset	-	-
(13) Technology Transfer	-	-
TOTAL	1,90,014	1,89,170



Sr. Accounts Officer

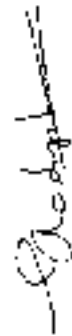
COIR BOARD, COCHIN

SCHEDULES FORMING PART OF CONSOLIDATED INCOME & EXPENDITURE FOR THE YEAR ENDED 31-03-2017

[Rs. In 000]

	2016-2017	2015-2016
SCHEDULE 22- EXPENDITURE ON GRANTS, SUBSIDIES ETC		
a) Grants given to Institutions / Organisations	39,293	99,468
b) Subsidies given to Institutions / Organisations	8,754	10,582
TOTAL	48,047	99,450

	2016-2017	2015-2016
SCHEDULE 23- INTEREST		
a) On Fixed Loans		
b) On Other Loans (including Back Charpud)	38	26
c) Others (Specify)		7,388
i) On Subscription		1,596
ii) Interest on Loan Govt of India	1,528	
iii) Interest (New Pension Fund)		
TOTAL	1,566	9,010


 Sr. Accounts Officer

.. 37

COIR BOARD CONSOLIDATED FINANCIAL STATEMENTS
SCHEDULE 24

SIGNIFICANT ACCOUNTING POLICIES

1. ACCOUNTING CONVENTION

- 1.1 The financial statements are prepared on the basis of historical cost convention, unless otherwise stated and on the accrual method of accounting except subscription, interest on subscription, interest on Government Securities in Provident fund Account and interest on Savings Bank Account and interest paid to Govt. Loans which are accounted on cash basis.
- 1.2 Coir Udayami Yojana, SFURTI, MDA (DMD), Fund Received from National Research Development Centre (NRDC), Fund received from Govt. of Andaman and Nicobar Island (A & N), fund received from Singai Coir Cluster and Fund A Scheme for Promoting Innovation, Rural Industry & Entrepreneurship (ASPIRE) are treated as F earmarked / Endowment Fund.
- 1.3 The Board is having Eight schemes or funds and separate financial statements are prepared for all the schemes / funds viz. Coir Vikas Yojana, Non Plan Fund, Market Development Assistance Fund (DMD), SFURTI, Hindustan Coir, General Provident Fund, Pension Fund, and Coir Udayami Yojana and a consolidated financial statements incorporating all these schemes / funds except General Provident Fund are also prepared.
- 1.4 Interest received on Fixed Deposits, Savings Account and sales proceeds are treated as income of F earmarked / Endowment Fund.
- 1.5 The figures in the accounts are presented after rounding off to thousands.

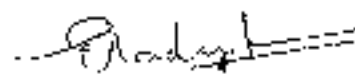
2. INVENTORY VALUATION

Stock of furnace oil and chemicals, stationery, Stores and Spares (including machinery spares) are valued at cost and is included under stores and spares.

2.2 Raw materials and semi finished goods at factory are valued at lower of cost and net realizable value and finished goods with showrooms is valued after deducting the 20% commission and 5% Profit Margin. The finished goods at factory are valued at ex factory price.

3. FIXED ASSETS

Fixed Assets are stated at cost of acquisition inclusive of inward freight, duties and taxes and incidental and direct expenses related to acquisition


Sr. Accounts Officer

4. DEPRECIATION

Depreciation is provided on Written Down Value method on the rates consistently applied year after year. Half of the normal rates are applied on Fixed Assets, which are used for less than 182 days. The rate of depreciation provided is as follows:-

Fixed Assets	Rate of Depreciation
Building	2.50%
Library Books	10.00%
Computer & Peripherals	40.00%
Furniture and Fixtures	6.00%
Machine Tools	15.00%
Plant, Machinery & Equipments	15.00%
Office Equipments	15.00%
Vehicles	15.00%
Lab Equipments	15.00%
Electric Installations	15.00%
Sundry Assets	10.00%
Tools and Equipments	15.00%

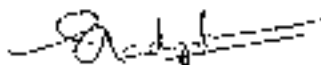
Subsidies/grants utilized for capital expenditure are not considered for the calculation of depreciation.

5. ACCOUNTING FOR SALES

5.1 Sales are net of sales returns, rebate and trade discount.

6. GOVERNMENT GRANTS/SUBSIDIES

6.1 Government grants received towards capital expenditure are treated as Capital Reserve.



Sr. Accounts Officer

7. FOREIGN CURRENCY TRANSACTIONS

7.1 Transactions denominated in foreign currency are accounted at the exchange rate prevailing at the date of the transaction.

8. RETIREMENT BENEFITS

8.1 Provision for accumulated leave encashment benefit to the employees is not provided in the accounts and due to the non receipt of actuarial valuation report at the time finalization of accounts.

8.2 Actuarial liability to pensioners for Gratuity and for pension is not provided for in books of account due to the non receipt of actuarial valuation report at the time of finalization of books of account.

SCHEDULE 25

CONTINGENT LIABILITIES AND NOTES ON ACCOUNTS

1. CONTINGENT LIABILITIES

Claims against the Entity not acknowledged as debts- Rs. Nil (Previous Year Rs. Nil)

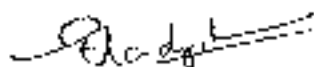
In respect of:

- Bank guarantees given by/on behalf of the Entity Rs. Nil (Previous Year Rs Nil)
- Letters of Credit opened by Bank on behalf of the Entity-Rs Nil (Previous year Rs. Nil)
- Bills discounted with banks Rs Nil (Previous year Rs Nil).

1.3. Disputed demands in respect of:

- Income-tax Rs. Nil (Previous year Rs. Nil)
- Sales-tax Rs. Nil... (Previous year Rs Nil)
- Municipal taxes Nil... (Previous year Rs Nil)

1.4 In respect of claims from parties for non-execution of orders, but contested by the Entity Rs Nil (Previous Year Rs Nil)


Sr. Accounts Officer

2. CURRENT ASSETS, LOANS AND ADVANCES

In the opinion of the Management, the current assets, loans and advances have a value on realization in the ordinary course of business, equal at least to the aggregate amount shown in the Balance Sheet.

3. TAXATION

In view of there being no taxable income under Income-tax Act 1961, no provision for Income tax has been considered necessary.

4. <u>FOREIGN CURRENCY TRANSACTIONS</u>	<u>(Amount-Rs)</u>	
	2016-2017	2015-2016
4.1. <u>Value of Imports Calculated on C.I.F. Basis:</u>		
- Purchase of finished Goods		
- Raw Materials & Components (Including in transit)	Nil	Nil
- Capital Goods		
- Stores, Spares and Consumables		
4.2. <u>Expenditure in foreign Currency</u>		
a) Travel	7,67,314.00	6,95,883.00
b) Remittances and interest payment to Financial Institutions/Banks in Foreign Currency		
c) Other Expenditure		
Commission on Sales		
Legal and Professional Expenses		
Miscellaneous Expenses	2,17,02,242.00	2,52,17,394.00
4.3. <u>Earnings:</u>		
Value of Exports on FOB basis	Nil	Nil
4.4. <u>Remuneration to auditors</u>		
As Auditors		
- Taxation matters		
- For Management services	Nil	Nil
- For certification		
Others		



Sr Accounts Officer

5. Fund received from NRDC, A&N, ASPIRE and Singai Coir Cluster for the implementation of particular scheme/ activity is shown under Earmarked / Endowment Fund in schedule 3 along with the expenditure incurred for above scheme / activity.
6. Corresponding figures for the previous year have been regrouped/Rearranged, wherever necessary.
- 7 The amount payable to consignors on the credit sales effected in showrooms which has not been incorporated in the books of accounts as on 31-03-2017 is Rs.42,53,552/-
8. Prior Period income of Rs.75,48,451.00 is the discount allowed during the year 2015-2016 on sale of coir products which was deducted from commission now reversed.
9. Prior Period Expenses (Non Plan) in Schedule -21 of Rs.,5,14,087.00 is the settlement of electricity and telephone advances to given to PRO New Delhi relating to the previous years.
10. Prior Period Expenses (CVY) in schedule -21 is due to the settlement of earlier years advance to the extent of Rs.19,56,744.00 and also excess provision of Rs. 1,47,827.00 made in earlier year now reversed.
11. The capital fund in the consolidated financial statements of the previous year is carried forward after deducting the Capital fund of the General Provident Fund since it is not included in the consolidated financial statements.
12. Schedules 1 to 25 are annexed to and form an integral part of the Balance Sheet as at 31-03-2017 and the Income and Expenditure Account for the year ended on that date.



Sr. Accounts Officer

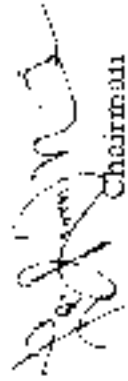
COIR BOARD, COCHIN
CONSOLIDATED RECEIPTS AND PAYMENTS FOR THE YEAR ENDED 31ST MARCH 2017

(Rs. in 000)

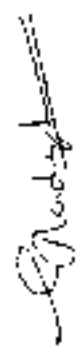
Receipts	2016-2017	2015-2016	Payments	2016-2017	2015-2016
I Opening Balances			I Expenses		
a) Cash in hand	14	16	a) Establishment expenses (corresponding to Schedule 20)	2,59,282	2,49,221
b) Bank Balances			(corresponding to Schedule 21)	94,616	57,347
i) in current accounts	99,585	84,513	II Payments made against funds for various projects		
ii) in deposit accounts	53,230	1,33,836	a) Expenses under SFURTI		
iii) Savings accounts	1,72,065	43,242	b) Expenses under MDA (DMD)		
II Grants Received			c) Expenses under CUY		
a) From Government of India	-	1,000	d) Expenses under other Earmarked Fund	1,73,214	1,62,839
i) Capital Purpose	250		III Investments and deposits made		
ii) Revenue Purpose	5,74,500	4,85,004	a) Out of Earmarked/Encowment funds		
iii) For SFURTI	-		b) Out of Own Funds (Investments-others)		
iv) For CUY	1,31,100	68,763	IV Expenditure on Fixed Assets & Capital Work-in-Progress		
v) Earmarked/Endow. Fund	2,12,598	1,61,038	a) Purchase of Fixed Assets	1,534	2,232
b) From State Government			b) Expenditure on Capital Work in Progress		
c) From other sources			V Refund of surplus money/Loans	2,350	2,425
i) Earmarked/Encowment Funds			a) To the Government of India		
a) CDR			b) To the State Government		
b) Aspire	15,000	15,000	c) To other providers of funds		
c) Grant from Coir Board			Finance Charges (interest)	1,552	1,517
d) Singai Coir Cluster			Other Payments (Specify)		
Revenue Purpose			a) Salary Advance	4,167	3,574
i) Pension Contribution			b) Other Advances	3,09,458	1,09,399
ii) Grants - Coir Board		751	c) Temporary Advance	1,665	1,527
iii) Coir Board (Pension Contrib.)			d) TA Advance	1,476	2,173
III Income on Investments from					
a) Earmarked/Endow. Funds		2			
b) Own Funds (Oth. Investment)					
IV Interest Received					
a) On Bank deposits	5,026	26,836			



Secretary



Chairman



Sr. Accounts Officer

b) Loans, Advances etc								
V Other Income (Specify)								
a) Miscellaneous Income	19,515	757					1,985	
b) Income from Royalty/Publication	340	74					14,707	
c) Income from Sales/Services	2,907	27,282					6,594	
d) Fee/Subscriptions	2,830	2,535						36,293
VI Amount Borrowed								6,122
a) Loan from Ministry	1,500	750						17,136
VII Any other receipts (give details)								
a) Earnest Money Deposit	696	473					680	2,987
b) MDA Fund Received	21						1,476	1,448
c) Coir Board MDA	-						397	2,395
d) Group Insurance Scheme	73	213					73	7,310
e) Recovery of EBA/VA	557	584					38,528	99,157
f) Loan Recoveries	-	5,371					18	134
g) Subscription	-	5,950					-	7
h) Collection from Debtors	25,129	38,781					-	-
i) Prior Period Income	7,548	18,475					521	2,712
j) Coir Vikas Yojana	1,265						60	
k) Income Receivable - MDA	-						-	
l) Commission Receivable	-	7,672					5	14
m) Coir Board Pension								
n) Coir Board Non Plan	781	39,342					97,305	99,585
o) Other advance Received	2,207	237					77,549	1,38,024
p) Rent Advance	-	148					2,53,423	1,70,784
q) Dyeing & Electricity Charges Received	-	115						
r) TA Advance	618	1,180						
s) Cash Sales	-	18						
t) Interest accrued on FD	3,314	3,747						
u) Hindustan Coir	-	104						
v) Earnmarked Deposit Matured	-	15,000						
w) Space Rent Receivable	100							
TOTAL	13,32,469	12,05,419	TOTAL	13,32,469	12,05,419	TOTAL	12,05,419	

Sr. Accounts Officer
Sr. Accounts Officer

Secretary
Secretary

Chairman
Chairman

കെ.പി.

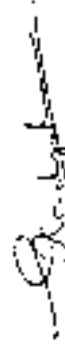
**COIR BOARD
COCHIN**

**COIR VIKAS
YOJANA (CVY)
2016-2017**

**COIR BOARD - COIR VIKAS YOJANA (CVY)
BALANCE SHEET AS AT 31-03-2017.**

(Rs. In 000)

	Schedule#	2016-2017	2015-2016
CORPUS/CAPITAL FUND AND LIABILITIES			
CORPUS/CAPITAL FUND	1	4,50,583	4,64,914
RESERVES AND SURPLUS	2	1,54,054	1,53,801
earmarked/ endowment funds	3	3,297	3,297
SECURED LOANS AND BORROWINGS	4		
UNSECURED LOANS AND BORROWINGS	5		
DEFERRED CREDIT LIABILITIES	6	58,007	57,885
CURRENT LIABILITIES AND PROVISIONS	7	28,091	784
T O T A L		7,04,034	6,79,784
A S S E T S			
FIXED ASSETS	8	71,156	60,293
INVESTMENTS FROM earmarked/ endowment funds	9		
INVESTMENTS OTHERS	10		
CURRENT ASSETS, LOANS, ADVANCES ETC	11	6,29,869	6,10,491
MISCELLANEOUS EXPENDITURE (to the extent not written off or adjusted)			
T O T A L		7,04,034	6,79,784
SIGNIFICANT ACCOUNTING POLICIES	24		
CONTINGENT LIABILITIES AND NOTES ON ACCOUNTS	25		


Sr. Accounts Officer


Secretary


Chairman

**COIR BOARD - COIR VIKAS YOJANA (CVY)
INCOME AND EXPENDITURE ACCOUNT FOR THE YEAR ENDED 31-03-2017**

(Rs. In 000)

	Schedule	2016-2017	2015-2016
INCOME			
Income from Sales/Services	12	8,052	12,829
Grants/Subsidies	13	2,19,000	2,49,504
Fees/Subscriptions	14	-	-
Income from Investments (Income on Invest. from earmarked/ endow.funds tied to Fund)	15	-	-
Income from Royalty, Publications etc.	16	-	-
Interest Earned	17	-	-
Other Income	18	-	2
Increase/(decrease) in stock of finished goods and Work in Progress	19	-	-
T O T A L (A)		2,27,352	2,62,335
		2016-2017	2015-2016
EXPENDITURE			
Establishment Expenses	20	3,038	3,726
Other Administrative Expenses etc.	21	1,48,255	1,31,352
Expenditure on Grants, Subsidies etc.	22	66,545	1,19,462
Interest	23	19	11
Depreciation (Net total at the year end - corresponding to schedule 8)		12,624	7,645
T O T A L (B)		2,30,481	2,65,196
Balance being excess of Income over Expenditure (A-B)		(3,429)	(2,861)
Transfer to Special Reserve (Specify each) - Capital Reserve		-	-
Transfer to/from General Reserve		-	-
BALANCE BEING SURPLUS/(DEFICIT) CARRIED TO CORPUS/CAPITAL FUND		(3,429)	(2,861)
SIGNIFICANT ACCOUNTING POLICIES	24		
CONTINGENT LIABILITIES AND NOTES ON ACCOUNTS	25		

Randhawa
Sr. Accounts Officer

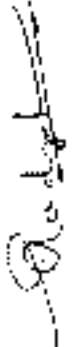
Kulshrestha
Secretary

K. D. Sharma
Chairman

COIR BOARD - COIR VIKAS YOJANA (CVY)
SCHEDULES FORMING PART OF BALANCE SHEET AS AT 31-03-2017

(Rs. In Lakhs)

	30.06.2017	2015-2016	2014-2015
SCHEDULE 1 - CORPUS/CAPITAL FUND: Balance as at the beginning of the year		4,04,014	4,95,875
Add: Contribution towards Corpus/Capital Fund			
Add/(Deduct): Balance of net income/(expenditure) transferred from the Income and Expenditure A/c	13,429	13,429	12,861
BALANCE AS AT THE YEAR END	4,60,385	4,64,014	4,64,014
SCHEDULE 2 - RESERVES AND SURPLUS:			
1. Capital Reserve			
As per last Account	1,53,804	1,53,804	
Addition during the year	250		
Less: Deductions during the year	-		
2. Provision Reserve:			
As per last Account			
Addition during the year			
Less: Deductions during the year			
3. Special Reserve:			
As per last Account			
Addition during the year			
Less: Deductions during the year			
4. General Reserve:			
As per last Account			
Addition during the year			
Less: Deductions during the year			
TOTAL	1,54,054	1,53,804	1,53,804



 Sr. Accounts Officer

COIR BOARD - COIR VIKAS YOJANA (CVY)

SCHEDULES FORMING PART OF BALANCE SHEET AS AT 31.03.2017

Rs in Cro

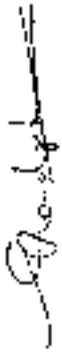
	NEDC	Siyah Cau Cluster	Aspec Fund	MSM	TOTALS	
					2015-2017	2015-2016
SCHEDULE 3. EARMARKED/ENDOWMENT FUNDS						
a) Opening balance of the funds:	517	4,686		94	3,297	1,937
b) Additions to the Fund:			15,000		15,000	15,000
i. Donations/grants						115
ii. Income from investments made on account of funds						16,446
iii. Other additions (specify nature)						23,998
c) Fixed Deposit withdrawn:	517	2,686	15,000	94	18,297	
TOTAL (a-b)						
CLUBS/INSTITUTIONS/PROJECTS towards objectives of funds:						
i. Capital Expenditure						15,201
ii. Fixed Assets			15,000		15,000	15,000
iii. Others						
iv. Total			15,000		15,000	30,201
f. Revenue Expenditure						
i. Salaries, Wages and Allowances etc						
ii. Rent						
iii. Other Administrative Expenses						
iv. Total						
TOTAL (c-i)					15,000	50,201
NET BALANCE AS AT THE YEAR ENDS (b-c)	517	2,686		94	3,297	3,297


 Sr. Accounts Officer

COIR BOARD - COIR VIKAS YOJANA (CVY)
SCHEDULES FORMING PART OF BALANCE SHEET AS AT 31 03 2017

(Rs. In 000)

	2016-2017	2015-2016
SCHEDULE 4 - SECURED LOANS AND BORROWINGS:		
1. Central Government	-	-
2. State Government (Specify)	-	-
3. Financial Institutions		
a) Term Loans	-	-
b) Interest accrued and due	-	-
4. Banks:		
a) Term Loans	-	-
Interest accrued and due	-	-
b) Other Loans (specify)		
Interest accrued and due	-	-
5. Other Institutions and Agencies	-	-
6. Depositors and Bonds	-	-
7. Others (Specify)	-	-
TOTAL		

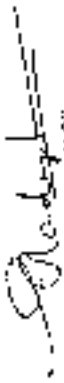

 Sr. Accounts Officer

COIR BOARD - COIR VIKAS YOJANA (CVY)
SCHEDULES FORMING PART OF BALANCE SHEET AS AT 31-03-2017

(Rs. In Crores)

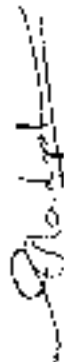
	2016-2017	2015-2016
<u>SCHEDULE 5 - UNSECURED LOANS AND BORROWINGS:</u>		
1. Central Government		
2. State Government (Specify)		
3. Financial Institutions		
4. Bank		
a) Term Loans		
b) Other Loans (Specify)		
5. Other Institutions and Agencies		
6. Debentures and Bonds		
7. Fixed Deposits		
8. Others (Specify)		
TOTAL		

	2016-2017	2015-2016
<u>SCHEDULE 6 - DEFERRED CREDIT LIABILITIES:</u>		
a) Acceptances secured by hypothecation of capital equipment and other assets		
b) Others	57,997	57,875
i) Coal Board Non-Plan Fund		
ii) Coal Board SFURTIL A/c		
iii) Coal Board CVY	9	9
iv) Coal Board MDA		
TOTAL	58,007	57,885


 Sr. Accounts Officer

COIR BOARD - COIR VIKAS YOJANA (CVY)
SCHEDULES FORMING PART OF BALANCE SHEET AS AT 31-03-2017

	2016-2017	2015-2016	2016-2016
SCHEDULE 7. CURRENT LIABILITIES AND PROVISIONS			
A. CURRENT LIABILITIES			
1. Acceptances			
2. Sundry Creditors:			
a) For Goods	732	732	248
b) Others			248
3. Advances Received			
4. Interest accrued but not due on:			
a) Secured Loan/Borrowings			
b) Unsecured Loan/Borrowings			
5. Statutory liabilities:			
a) Overdue			
b) Others			
6. Other Current Liabilities	27,359	27,359	536
TOTAL (A)	28,091	28,091	784
B. PROVISIONS			
1. For Taxation			
2. Gratuity			
3. Superannuation/Pension			
4. Accumulated Leave Encashment			
5. Trade Warranties/Claims			
6. Others (Specify)			
TOTAL (B)			
TOTAL (A+B)	28,091	28,091	784


 Sr. Accounts Officer

COJR BOARD - COJR VIKAS YOJANA (CITY)

SCHEMULES FOLLOWING PART OF BALANCE SHEET AS AT 31.03.2017

As. In 2016

SCHEDULES	2016-17		2015-16		2014-15		2013-14		2012-13		2011-12		2010-11		2009-10	
	As. In	Li. In	As. In	Li. In	As. In	Li. In	As. In	Li. In	As. In	Li. In	As. In	Li. In	As. In	Li. In	As. In	Li. In
SCHEDULE B. FIXED ASSETS																
1. TANGIBLE ASSETS																
1. Furniture and Fittings	7,086		7,086													
2. Buildings																
3. Motor Vehicle																
4. Plant, Machinery and Equipment																
5. Leasehold Land																
6. Other Assets																
7. Intangible Assets																
8. Patents																
9. Trademarks																
10. Other Intangible Assets																
TOTAL OF CURRENT YEAR	7,086		7,086													
PREVIOUS YEAR																
2016-17	1,72,978		1,72,978													
2015-16																
2014-15																
2013-14																
2012-13																
2011-12																
2010-11																
2009-10																

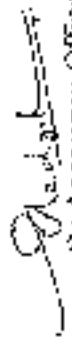
[Signature]
 Sr. Deputy Commr.

COIR BOARD - COIR VIKAS YOJANA (CVY)
SCHEDULES FORMING PART OF BALANCE SHEET AS AT 31-03-2017

(Rs. In Cro)

	2016-2017	2015-2016
<u>SCHEDULE 9- INVESTMENTS FROM EARMARKED/ENDOWMENT FUNDS:</u>		
1. In Government Securities		
2. Other Approved Securities		
3. Shares		
4. Debentures and Bonds		
5. Subsidiaries and Joint Ventures		
6. Others (to be specified)		
TOTAL		

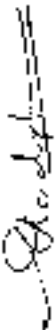
	2016-2017	2015-2016
<u>SCHEDULE 10- INVESTMENTS - OTHERS:</u>		
1. In Government Securities		
2. Other Approved Securities		
3. Shares		
4. Debentures and Bonds		
5. Subsidiaries and Joint Ventures		
6. Others (to be specified)		
TOTAL		


 Sr. Accounts Officer

COIR BOARD - COIR VIKAS YOJANA (CVY)
SCHEDULES FORMING PART OF BALANCE SHEET AS AT 31 03 2017

(Rs. In 000)

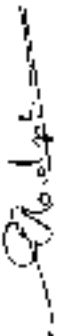
	2016	2017	2015-2016
SCHEDULE 11- CURRENT ASSETS, LOANS, ADVANCES, ETC.			
A. CURRENT ASSETS			
1. <u>Inventories:</u>			
a) Stores and Spares	1,665		1,661
b) Packing Materials			
c) Loose Tools			
d) Stock in Trade			
<u>Finished Goods</u>			
<u>Work in progress</u>		1,665	1,951
<u>Raw Materials</u>			
2. <u>Stundry Debtors:</u>			
a) Debts Outstanding for a period exceeding six months	3,438		410
b) Others		3,438	5,266
3. <u>Cash/Balances in Hand (including cheques/draft and interest)</u>			
4. <u>Bank Balances:</u>			
<u>With Scheduled Banks:</u>			
On Current Accounts	2,684		5,068
On Deposit Accounts (including Margic Money)			
On Savings Accounts		2,684	5,065
<u>With non - Scheduled Banks:-</u>			
On Current Accounts			
On Deposits Accounts			
On Savings Accounts			
5. <u>Post Office Savings Accounts</u>			
TOTAL (A)		7,787	12,826


 Sr. Accounts Officer

COIR BOARD - COIR VIKAS YOJANA (CVY)
SCHEDULES FURNISHING PART OF BALANCE SHEET AS AT 31-03-2017

(Rs. In 000)

	2016-2017	2015-2016
SCHEDULE 11 - CURRENT ASSETS, LOANS, ADVANCES ETC.		
B. LOANS, ADVANCES AND OTHER ASSETS:-		
1. Loans	4,456	4,288
a) Staff	-	-
b) Other Entities engaged in activities/objectives similar to that of the Entity	4,456	4,288
c) Others (Specify)	-	-
2. Advances and other amounts receivable in cash or in kind or in value to be received	9,325	9,335
a) On Capital Account	-	1,585
b) Prepayments	5,99,966	5,75,772
c) Others	-	-
3. Income Accrued	-	-
a) On Investment from Barmarked/Endowment Funds	-	-
b) On Investment - Others	-	-
c) On Loans and Advances	-	-
d) Others	8,324	8,285
(i) State Rent Receivable - Abroad	-	-
(ii) Includes income due realised- Rs	-	-
4. Claims Receivable	-	-
TOTAL (B)	6,22,081	6,22,081
TOTAL (A+B)	6,29,868	6,10,491


 Sr. Accounts Officer

COIR BOARD - COIR VIKAS YOJANA (CVY)

SCHEDULES FORMING PART OF INCOME & EXPENDITURE FOR THE YEAR ENDED 31-03-2017

(Rs. In, 000)

	2016-2017	2015-2016
SCHEDULE 12- INCOME FROM SALES / SERVICES:		
1. <u>Income from Sales</u>		
a) Sale of Finished Goods	-	-
b) Sale of Raw Material	-	-
c) Sale of Scraps	-	-
2. <u>Income from Services</u>		
a) Labour and Processing Charges	-	-
b) Professional/ Consultancy Services	-	-
c) Agency Commission and Brokerage	-	-
d) Maintenance Services (Equipment/Property)	-	-
e) Others (Specify)		
i) Space Rent Received	8,052	12,829
TOTAL	8,052	12,829

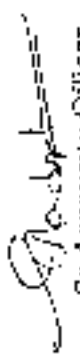
	2016-2017	2015-2016
SCHEDULE 13- GRANTS/SUBSIDIES (Preceivable Grants & Subsidies Received)		
1. Central Government		
2. State Government(s)	2,19,000	2,49,504
3. Government Agencies	-	-
4. Institution/Welfare Bodies	-	-
5. International Organisations	-	-
6. Others (Specify)	-	-
TOTAL	2,19,000	2,49,504



Sr. Accounts Officer

COIR BOARD - COIR VIKAS YOJANA (CVY)
SCHEDULES FORMING PART OF INCOME & EXPENDITURE FOR THE YEAR ENDED 31 03-2017
 (Rs. In 000)

	2016-2017	2015-2016
SCHEDULE 14- FEES / SUBSCRIPTIONS		
1) Entrance Fees		
2) Entrance Fees		
3) Annual Fees / Subscriptions		
4) Seminar / Program Fee		
5) Consultancy Fee		
6) Others(Specify)		
TOTAL		



 Sr. Accounts Officer

COIR BOARD - COIR VIKAS YOJANA (CVY)

SCHEDULES FORMING PART OF INCOME & EXPENDITURE FOR THE YEAR ENDED 31.03.2017

[Rs. In 000]

	Investment from: Earmarked Fund 2016-2017	2015-2016	Investment Others 2016-2017	2015-2016
SCHEDULE 15. INCOME FROM INVESTMENTS:				
1. Interest				
a) On Government Securities	-	-	-	-
b) Other Bonds / Debentures	-	-	-	-
2. Dividends				
a) On Shares	-	-	-	-
b) On Mutual Fund Securities	-	-	-	-
3. Rent	-	-	-	-
4. Others (Specify)	-	-	-	-
TOTAL				
TRANSFERRED TO EARMARKED / ENDOWMENT FUNDS	-	-	-	-

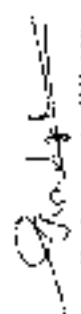

 S1 Accounts Officer

COIR BOARD - COIR VIKAS YOJANA (CVY)

SCHEDULES FORMING PART OF INCOME & EXPENDITURE FOR THE YEAR ENDED 31-03-2017

	2016-2017	2015-2016
SCHEDULE 16- INCOME FROM ROYALTY, PUBLICATION ETC		
1) Income from Royalty	-	-
2) Income from Publications	-	-
3) Others (Specify)	-	-
TOTAL	-	-

	2016-2017	2015-2016
SCHEDULE 17- INTEREST EARNED		
1) On Term Deposits -		
a) With Schedule Banks	-	-
b) With Non Schedule Banks	-	-
c) With Institutions	-	-
d) Others	-	-
2) On Savings Accounts -		
a) With Schedule Banks	-	-
b) With Non Schedule Banks	-	-
c) Post Office Savings Accounts	-	-
d) Others	-	-
3) On Loans -		
a) Employees / Staff	-	-
b) Others	-	-
4) Interest on Debtors and Other Receivables	-	-
TOTAL	-	-


 Sr. Accounts Officer

COIR BOARD - COIR VIKAS YOJANA (CVY)

SCHEDULES FORMING PART OF INCOME & EXPENDITURE FOR THE YEAR ENDED 31-03-2017

Rs. In Crore

	2016-2017	2015-2016
SCHEDULE 18- OTHER INCOME		
1) Profit on Sale/Disposal of Assets:-		
a) Owned Assets		
b) Assets acquired out of grants or received free of cost		
2) Export Incentive Realised		
3) Fees for Miscellaneous Services		2
4) Miscellaneous Income		
5) Prior Period Income		
TOTAL		2

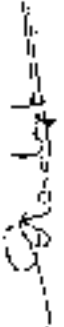
	2016-2017	2015-2016
SCHEDULE 19- INCREASE/(DECREASE) IN STOCK OF FINISHED GOODS & WORK IN PROGRESS		
a) Closing Stock:-		
Finished Goods		
Work in Progress		
b) Less: Opening Stock:-		
Finished Goods		
Work in Progress		
NET INCREASE/(DECREASE) IN		

	2016-2017	2015-2016
SCHEDULE 20- ESTABLISHMENT EXPENSES		
a) Salaries and Wages	3,038	3,726
b) Allowances and Bonus	-	-
c) Contribution to Provident Fund	-	-
d) Contribution to Other Fund (Specify)	-	-
e) Staff Welfare Expenses	-	-
f) Expenses on Employees Retirement and Terminal Benefit	-	-
g) Others (Specify)	3,038	3,726
TOTAL		

[Signature]
Sr. Accounts Officer

COIR BOARD - COIR VIKAS YOJANA (CVY)
SCHEDULES FORMING PART OF INCOME & EXPENDITURE FOR THE YEAR ENDED 31-03-2017

	2016-2017	2015-2016
SCHEDULE 21- OTHER ADMINISTRATIVE EXPENSES		
a) Postages	557	1,073
b) Labour and Processing Expenses		13
c) Cartage and Carriage Inward	1,777	
d) Electricity and Water	32	
e) Water Charges		3,267
f) Insurances	3,753	
g) Repairs and Maintenance		1,657
h) Taxes Duty	2,340	131
i) Rent, Rates and Taxes	75	802
j) Vehicles Running and Maintenance	2,462	
k) Postage, Telephone and Communication Charges	5,347	2,816
l) Printing and Stationery	4,902	4,851
m) Travelling and Conveyance Expenses	76,506	67,613
n) Expenses on Seminar / Workshop	157	39
o) Subscription Expenses		
p) Expenses on Fees		
q) Auditors Remuneration	46	11
r) Hospitality Expenses		179
s) Professional Charges		
t) Provision for Bad and Doubtful Debts / Advances		
u) Inter-corporate Balances Written off		
v) Printing Charges	3	3
w. Freight and Forwarding Expenses		
x) Distribution Expenses	10,365	9,101
y) Advertisement and Publicity		
z) Others (Specify)		
1) General Expenses	6,232	5,840
2) Training		
3) Product Diversification	32,166	36,575
4) Technology Transfer	1,300	601
5) Export Promotion Expenses		
6) Prior Period Expenses	1,221	26
7) Welfare Measures	1809	0
	145	235
TOTAL	1,48,255	1,34,353



Sr. Accounts Officer

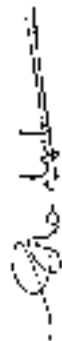
COIR BOARD - COIR VIKAS YOJANA (CVY)

SCHEDULES FORMING PART OF INCOME & EXPENDITURE FOR THE YEAR ENDED 31-03-2017

(Rs. in '000)

	2016-2017	2015-2016
SCHEDULE 22- EXPENDITURE ON GRANTS, SUBSIDIES ETC		
a) Grants given to Institutions / Organisations	57,791	1,08,480
b) Subsidies given to Institutions / Organisations	8,754	10,982
TOTAL	66,545	1,19,462

	2016-2017	2015-2016
SCHEDULE 23- INTEREST		
a) On Fixed Loans	-	-
b) On Other Loans (including Bank Charges)	19	11
c) Under Deposit	-	-
TOTAL	19	11


 Sr. Accounts Officer

COIR BOARD – COIR VIRAS YOJANA (CVY)
SCHEDULE 24

SIGNIFICANT ACCOUNTING POLICIES

1. ACCOUNTING CONVENTION

- 1.1. The financial statements are prepared on the basis of historical cost convention, unless otherwise stated and on the accrual method of accounting.
- 1.2. The figures in the accounts are presented after rounding off to thousands.

2. INVENTORY VALUATION

- 2.1. Stock of furnace oil, chemical, stores and spares are valued at cost is included under stores and spares.

3. FIXED ASSETS

Fixed Assets are stated at cost of acquisition inclusive of inward freight, duties and taxes and incidental and direct expenses related to acquisition.

4. DEPRECIATION

Depreciation is provided on Written Down Value method on the rates consistently applied year after year. Half of the normal rates are applied on Fixed Assets, which are used for less than 182 days.

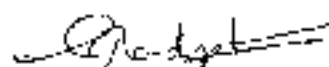
Subsidies/grants utilized for capital expenditure are not considered for the calculation of depreciation.

5. GOVERNMENT GRANTS/SUBSIDIES

- 5.1 Government grants received towards capital expenditure are treated as Capital Reserve.

FOREIGN CURRENCY TRANSACTIONS

- 6.1 Transactions denominated in foreign currency are accounted at the exchange rate prevailing at the date of the transaction



Sr. Accounts Officer

7. RETIREMENT BENEFITS

- 7.1 Provision for accumulated leave encashment benefit to the employees is not provided in the accounts and due to the non receipt of actuarial valuation report at the time finalization of accounts.
- 7.2 Actuarial liability to pensioners for Gratuity and for pension is not provided for in books of account due to the non receipt of actuarial valuation report at the time of finalization of books of account

SCHEDULE 25

CONTINGENT LIABILITIES AND NOTES ON ACCOUNTS

1. CONTINGENT LIABILITIES

Claims against the Entity not acknowledged as debts- Rs. Nil (Previous Year Rs. Nil)

In respect of:

- Bank guarantees given by/on behalf of the Entity Rs. Nil (Previous Year Rs Nil)
- Letters of Credit opened by Bank on behalf of the Entity-Rs Nil (Previous year Rs. Nil)
- Bills discounted with banks Rs Nil (Previous year Rs Nil).

1.3. Disputed demands in respect of:

Income-tax Rs. Nil (Previous year Rs. Nil)
Sales-tax Rs. Nil (Previous year Rs Nil)
Municipal taxes Nil (Previous year Rs Nil)

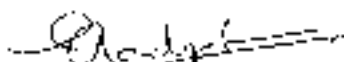
1.4 In respect of claims from parties for non-execution of orders, but contested by the Entity Rs Nil (Previous Year Rs Nil)

2. CURRENT ASSETS, LOANS AND ADVANCES

In the opinion of the Management, the current assets, loans and advances have a value on realization in the ordinary course of business, equal at least to the aggregate amount shown in the Balance Sheet.

3. TAXATION

In view of there being no taxable income under Income-tax Act 1961, no provision for Income tax has been considered necessary

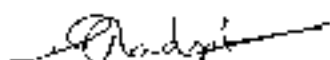

Sr. Accounts Officer

	<u>(Amount-Rs)</u>	
4. FOREIGN CURRENCY TRANSACTIONS	2016-2017	2015-2016
4.1. <u>Value of Imports Calculated in C.I.F. Basis:</u>		
- Purchase of finished Goods		
- Raw Materials & Components (Including in transit) Nil		Nil
- Capital Goods		
- Stores, Spares and Consumables		
4.2 <u>Expenditure in foreign Currency</u>		
a) Travel	7,67,314.00	6,95,883.00
b) Remittances and interest payment to Financial Institutions/Banks in Foreign Currency		
c) <u>Other Expenditure</u>		
Commission on Sales		
Legal and Professional Expenses		
Miscellaneous Expenses	2,17,02,242.00	2,52,17,394.00
4.3. <u>Earnings:</u>		
Value of Exports on FOB basis	Nil	Nil
4.4 <u>Remuneration to auditors:</u>		
As Auditors		
- Taxation matters		
- For Management services	Nil	Nil
- For certification		
Others		

5 Corresponding figures for the previous year have been regrouped/Rearranged, wherever necessary.

6 Prior period expenses in schedule -21 is due to the settlement of earlier years advance to the extent of Rs.19,56,744.00 and also excess provision of Rs. 1,47,827.00 made in earlier year now reversed.

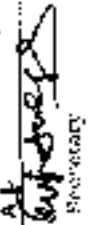
7. Schedules 1 to 25 are annexed to and form an integral part of the Balance Sheet as at 31-03-2017 and the Income and Expenditure Account for the year ended on that date.

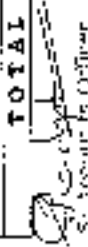

S: Accounts Officer

**COIR BOARD, COIR, VIKAS YOJANA
RECEIPTS AND PAYMENTS FOR THE YEAR ENDED 31ST MARCH 2017**

Receipts		2016-2017	2015-2016	Expenditure		2016-2017	2015-2016	IPs in 000
I Operating Balances				I Expenses				
a) Cash in hand				a) Establishment expenses		1,494	4,180	
b) Bank Balances				b) corresponding to Schedule 30		6,780	11,525	
i) In current accounts		8,065	25,108	II Payments made against funds for various projects				
ii) In deposit accounts				a) Expenses under earmarked fund				
iii) Savings accounts				b) Out of earmarked fund over period				
E) Grants Received				III Investment and deposits made				
a) From Government of India				a) Out of Earmarked fund over period				
i) Capital Purpose		250	1,360	b) Out of Govt. Fund (Investment elsewhere)				
ii) Revenue Purpose				IV Expenditure on Fixed Assets & Capital Work in Progress				
b) From State Government		2,19,000	2,48,504	a) Purchase of Fixed Assets		1,344	2,142	
c) From other sources				b) Expenditure on Capital Work in Progress				
i) From Central Endowment Funds				V Return of surplus money/loans				
a) CTF				a) To the Government of India				
b) S & V				b) To the State Government				
c) A & P		15,000	15,000	c) To other providers of funds				
d) Other			16,800	VI Finance Charges (Interest)				
III Income on Investments from Earmarked/Endowment Funds				a) Other Payments (Interest)				
a) From Funds (CU Investment)				b) Coir Board Non-Plan		1,26,031	1,05,647	
IV Interest Received				c) Other Advances		1,850	1,820	
a) On bank deposits				d) Company's Advance				
b) Loans, Advances etc.				e) TA Advance		1,476	2,173	
V Other Income (Spent)				f) Prepaid Expenses			1,785	
a) Miscellaneous Income		1,002		g) Deposit with CPWD		3,642	16,700	
b) Income from Royalty/Patentation				h) Expenses Payable		79	162	
c) Income from Sales/Services			11,515	i) Payment to Creditors		52		
VI Amoumt. Borrowed				j) Spot Purchase Advances		680	2,987	
a) Supply Debit		3,908	1,229	k) Electricity & Water Charges Adm				
b) Coir Board MDA				l) Other Deposits				
c) Coir Board Non-Plan		110	223	m) Staff Advance				
d) TA Advance		618	1,180	n) Grants/Subsidies				
e) Sale of fixed assets				o) Coir Board MDA		39,405	1,18,413	
f) FMD				p) Coir Vikas Yojana				
g) Space Rent Receivable		100		VIII Closing Balances				
h) Rent Advance			142	a) Cash in hand				
VII All other receipts (live assets)				b) Bank Balances		2,681	8,665	
a) In current accounts				c) In current account				
b) In deposit accounts				d) In deposit accounts				
c) In savings accounts				e) Savings accounts				
TOTAL		2,57,833	2,20,646	TOTAL		2,57,833	2,20,646	


 Secretary


 Treasurer


 Account Officer

COIR BOARD
COCHIN

NON PLAN FUND
2016-2017

**COIR BOARD NON PLAN FUND
BALANCE SHEET AS AT 31-03-2017.**

(Rs. In 000)

	Schedule	2016-2017	2015-2016
<u>CORPUS/CAPITAL FUND AND LIABILITIES</u>			
CORPUS/CAPITAL FUND	1	92,297	83,096
RESERVES AND SURPLUS	2	3,164	3,164
EARMARKED/ ENDOWMENT FUNDS	3	-	-
SECURED LOANS AND BORROWINGS	4	-	-
UNSECURED LOANS AND BORROWINGS	5	10,125	10,975
DEFERRED CREDIT LIABILITIES	6	22,477	22,456
CURRENT LIABILITIES AND PROVISIONS	7	71,456	17,955
TOTAL		1,99,519	1,37,649

	Schedule	2016-2017	2015-2016
<u>ASSETS</u>			
FIXED ASSETS	8	11,349	11,460
INVESTMENTS - FROM EARMARKED/ENDOWMENT FUNDS	9	-	-
INVESTMENTS OTHERS	10	-	-
CURRENT ASSETS, LOANS ADVANCES ETC	11	1,88,170	1,26,189
MISCELLANEOUS EXPENDITURE (to the extent not written off or adjusted)			
TOTAL		1,99,519	1,37,649

SIGNIFICANT ACCOUNTING POLICIES	24		
CONTINGENT LIABILITIES AND NOTES ON ACCOUNTS	25		

S. Madhavi
Sr. Accounts Officer

A. S. S. S.
Secretary

S. S. S. S.
Chairman

COIR BOARD NON PLAN FUND

INCOME AND EXPENDITURE ACCOUNT FOR THE YEAR ENDED 31-03-2017

[Rs. in 000]

	Schedule	2016-2017	2015-2016
INCOME			
Income from Sales/Services	12	12,978	19,143
Grants/Subsidies	13	3,55,500	2,36,500
Fees/Subscriptions	14	2,829	2,535
Income from Investments (income on Invest. from earmarked/ endow. funds tied to Fund)	15		
Income from Royalty, Publications etc.	16	140	74
Interest Earned	17	3,340	10,574
Other Income	18	13,733	19,199
Increase/(decrease) in stock of Finished goods and Work in Progress	19		
TOTAL (A)		5,88,522	2,88,926
EXPENDITURE			
Establishment Expenses	20	3,43,314	2,38,574
Other Administrative Expenses etc.	21	32,222	26,694
Expenditure on: Grants, Subsidies etc.	22	-	-
Interest:	23	1,515	1,510
Depreciation (Net total at the year end corresponding to schedule 8)		440	470
TOTAL (B)		3,79,521	2,67,548
Balance being excess of Income over Expenditure (A-B)		9,201	20,378
Transfer to Special Reserve (Specify each)			
Transfer to/from General Reserve		-	-
BALANCE BEING SURPLUS/(DEFICIT) CARRIED TO CORPUS/CAPITAL FUND		9,201	20,378
SIGNIFICANT ACCOUNTING POLICIES			
24			
CONTINGENT LIABILITIES AND NOTES ON ACCOUNTS			
25			

[Signature]
Sr. Accounts Officer

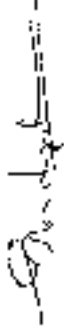
[Signature]
Secretary

[Signature]
Chairman

COIR BOARD NON PLAN FUND
SCHEDULES FORMING PART OF BALANCE SHEET AS AT 31-03-2017

Rs. In '000'

	2016-2017	2015-2016
<u>SCHEDULE 1- CORPUS/CAPITAL FUND:</u>		
Balance as at the beginning of the year	83,030	62,718
Add: Contribution towards Corpus/Capital Fund		
Add/(Deduct): Balance of net income/Expenditure transferred from the Income and Expenditure A/c	9,201	20,378
BALANCE AS AT THE YEAR - END	92,297	83,096
<u>SCHEDULE 2- RESERVES AND SURPLUS:</u>		
1. Capital Reserve:		
As per last Account	3,164	3,164
Addition during the year		
Less: Deductions during the year	3,164	3,164
2. Revaluation Reserve:		
As per last Account		
Addition during the year		
Less: Deductions during the year		
3. Special Reserve:		
As per last Account		
Addition during the year		
Less: Deductions during the year		
4. General Reserve:		
As per last Account		
Addition during the year		
Less: Deductions during the year		
TOTAL:	3,164	3,164

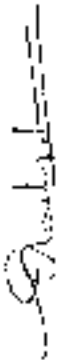

 Sr. Accounts Officer

COIR BOARD NON PLAN FUND

SCHEDULES FORMING PART OF BALANCE SHEET AS AT 31-03-2017

(Rs. in 000)

	FUND WISE BREAK UP				TOTALS	
	2015-2016	2016-2017	2017-2018	2018-2019	2016-2017	2015-2016
SCHEDULE 3- EARNED/ ENDOWMENT FUNDS						
a) Opening balance of the funds:	-	-	-	-	-	-
b) Additions to the Fund:	-	-	-	-	-	-
i. Donations/grants	-	-	-	-	-	-
ii. Income from investments made on account of funds	-	-	-	-	-	-
iii. Other additions (specify nature)	-	-	-	-	-	-
TOTAL (a+b)	-	-	-	-	-	-
c) Utilisation/Expenditure towards objectives of funds:						
i. Capital Expenditure	-	-	-	-	-	-
Fixed Assets	-	-	-	-	-	-
Others	-	-	-	-	-	-
Total	-	-	-	-	-	-
ii Revenue Expenditure	-	-	-	-	-	-
Salaries, Wages and Allowances etc	-	-	-	-	-	-
Rent	-	-	-	-	-	-
Other Administrative Expenses	-	-	-	-	-	-
Total	-	-	-	-	-	-
TOTAL (c)	-	-	-	-	-	-
NET BALANCE AS AT THE YEAR-END(a-b+c)	-	-	-	-	-	-

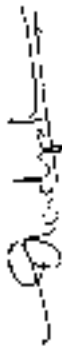


Sr. Accounts Officer

COIR BOARD NON PLAN FUND
SCHEDULES FORMING PART OF BALANCE SHEET AS AT 31-03-2017

(Rs. In 000)

	2016-2017	2015-2016
<u>SCHEDULE 4 - SECURED LOANS AND BORROWINGS:</u>		
1. Central Government	-	-
2. State Government (Specify)	-	-
3. Financial Institutions	-	-
a) Term Loans	-	-
b) Interest accrued and due	-	-
4. Banks	-	-
a) Term Loans	-	-
Interest accrued and due	-	-
b) Other Loans (Specify)	-	-
Interest accrued and due	-	-
5. Other Institutions and Agencies	-	-
6. Debentures and Bonds	-	-
7. Others (Specify)	-	-
TOTAL	-	-


 Sr. Accounts Officer

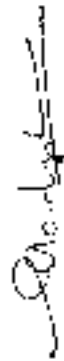
COIR BOARD NON PLAN FUND

SCHEDULES FORMING PART OF BALANCE SHEET AS AT 31.03.2017

Rs. In 000

	2016-2017	2015-2016
SCHEDULE 5 - UNSECURED LOANS AND BORROWINGS:		
1. Central Government		
2. State Government (Specify)	10,125	10,975
3. Financial Institutions		
4. Bank		
a) Term Loans		
b) Other Loans (Specify)		
5. Other Institutions and Agencies		
6. Debentures and Bonds		
7. Fixed Deposits		
8. Others (Specify)		
TOTAL	10,125	10,975

	2016-2017	2015-2016
SCHEDULE 6 - DEFERRED CREDIT LIABILITIES:		
a) Acceptances secured by hypothecation of capital equipment and other assets		
b) Others		
i) Market Development Assistance	21	
ii) Coir Board SFURT	10,822	10,523
iii) Coir Board COY	11,510	11,410
iv) Coir Board Plan S & T	523	523
TOTAL	22,876	23,486

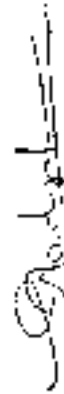


Sr. Accounts Officer

COIR BOARD NON PLAN FUND

SCHEDULES FORMING PART OF BALANCE SHEET AS AT 31-03-2017

	2016-2017	2015-2016
SCHEDULE 7. CURRENT LIABILITIES AND PROVISIONS		
A. CURRENT LIABILITIES		
1. Accruals		
2. Sundry Creditors:		
a) For Goods	170	
b) Others	170	
3. Advances Received		
4. Interest accrued but not due on:		
a) Secured Loan/Borrowings		
b) Unsecured Loan/Borrowings		
5. Statutory Liabilities:		
a) Overdue		
b) Others		
6. Other Current Liabilities	71,286	17,958
TOTAL (A)	71,456	17,958
B. PROVISIONS		
1. For Taxation		
2. Gratuity		
3. Superannuation/Pension		
4. Accumulated Leave Encashment		
5. Trade Warranties/Claims		
6. Others (Specify)		
TOTAL (B)		
TOTAL (A+B)	71,456	17,958

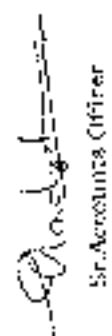


Sr. Accounts Officer

COUR BOARD NON-PLAN FUND
SCHEDULES SERVING PART OF BALANCE SHEET AS AT 31-03-2017

(Rs. In Crores)

	GROSS BLOCK		DEPRECIATION		NET BLOCK	
	Cost/valuation as at 01-04-2016	Additional Additions during the year	Cost/valuation as at 31-03-2017	Accumulated depreciation during the year	As on 31-03-2017	As on 31-03-2016
SCHEDULE A - FIXED ASSETS						
A. FIXED ASSETS -						
1. LAND						
a) Freehold	196	-	196	-	196	196
b) Leasehold	-	-	-	-	-	-
2. BUILDINGS						
a) On Freehold Land	12,516	251	12,769	240	9,487	9,476
b) On Leasehold Land	-	-	-	-	-	-
c) Ownership Flats / Premises	-	-	-	-	-	-
d) Superstructure on land not belonging to the entity	-	-	-	-	-	-
3. Plant, Machinery and Equipments						
a) Vehicles	8	-	8	1	1	2
b) Furniture and fixtures	1,840	60	1,900	13	4	4
c) Office Equipments	2,115	7	2,122	826	1,014	1,017
d) Computer Peripherals	2,004	11	2,015	1,550	505	637
e) Electric Installations	49	-	49	34	57	80
f) Library Books	-	-	-	3	25	28
g) Tools & W.S. Equip						
h) Other Fixed Assets	-	-	-	-	-	-
TOTAL OF CURRENT YEAR	18,680	329	19,009	440	1,340	11,460
PREVIOUS YEAR						
B. CAPITAL WORK-IN-PROGRESS						
TOTAL	18,680	329	19,009	440	1,340	11,460


 Sr. Accounts Officer

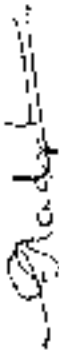
COIR BOARD NON PLAN FUND

SCHEDULES FORMING PART OF BALANCE SHEET AS AT 31-03-2017

(Rs. In 000)

	2016-2017	2015-2016
SCHEDULE 9- INVESTMENTS FROM EARMARKED/ENDOWMENT FUNDS:		
1. In Government Securities		
2. Other Approved Securities		
3. Shares		
4. Debentures and Bonds		
5. Subsidiaries and Joint Ventures		
6. Others (to be specified)		
TOTAL		

	2016-2017	2015-2016
SCHEDULE 10- INVESTMENTS - OTHERS:		
1. In Government Securities		
2. Other Approved Securities		
3. Shares		
4. Debentures and Bonds		
5. Subsidiaries and Joint Ventures		
6. Others (to be specified)		
TOTAL		

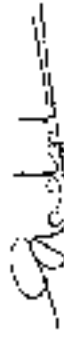

 Sr. Accounts Officer

COIR BOARD NON PLAN FUND

SCHEDULES FORMING PART OF BALANCE SHEET AS AT 31-03-2017

IRs. 10/0001

	2016-2017		2015-2016	
SCHEDULE 11- CURRENT ASSETS, LOANS, ADVANCES ETC:				
A. CURRENT ASSETS:				
1. <u>Inventories:</u>				
a) Stores and Spares	682	204	204	204
b) Packing Materials	-	-	-	-
c) Loose Tools	-	-	-	-
d) Stock in Trade	-	-	-	-
Finished Goods	-	-	-	-
Work in progress	-	-	-	-
Raw Materials	-	-	-	-
2. <u>Debtors:</u>	5	5	5	5
a) Debtors Outstanding for a period exceeding six months	-	-	-	-
b) Others	5	5	5	5
3. <u>Cash</u> (Balance on hand) (including cheques/drafts and imprest)	67,939	67,939	9,624	-
4. <u>Bank Balances:</u>				
a) <u>With Scheduled Banks:</u>				
On Current Accounts	-	-	-	-
On Deposit Accounts, including Margin Money	-	-	-	-
On Savings Accounts	-	67,939	-	9,624
b) <u>With non Scheduled Banks:</u>				
On Current Accounts	-	-	-	-
On Deposite Accounts	-	-	-	-
On Savings Accounts	-	-	-	-
5. <u>Post Office Savings Accounts</u>				
TOTAL (A)		68,621		9,833

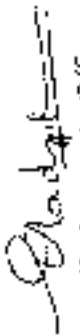

 St. Accounts Officer

COIR BOARD NON PLAN FUND

SCHEDULES FORMING PART OF BALANCE SHEET AS AT 31-03-2017

IRs In (000)

	2016-2017	2015-2016
SCHEDULE 11- CURRENT ASSETS, LOANS, ADVANCES ETC.		
B. LOANS, ADVANCES AND OTHER ASSETS:-		
1. Loans		
a) Staff	7,312	10,511
b) Other Entities engaged in activities/objectives similar to that of the Entity	7,392	10,511
c) Others (Specify)		
2. Advances and other amounts receivable in cash or in kind or for value to be received		
a) On Capital Account	77,075	76,273
b) Prepayments		
c) Others	14,285	13,183
3. Income Account		
a) On Investments from Recognized/Endowment Funds		
b) On Investment - Others		
c) On Loans and Advances		
d) Others		
i) Commission Receivable	12,864	3,793
ii) Dying & Electricity Charges	6,418	12,590
iii) Includes income due realized - Rs.	20,812	16,383
4. Claims Receivable		
TOTAL (B)	1,19,544	1,16,356
TOTAL (A+B)	1,86,170	1,26,189


 Sr Accounts Officer

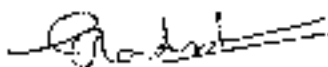
COIR BOARD NON PLAN FUND

SCHEDULES FORMING PART OF INCOME & EXPENDITURE FOR THE YEAR ENDED 31-03-2017

(Rs. In 000)

	2016-2017	2015-2016
SCHEDULE 12- INCOME FROM SALES/SERVICES:		
1. Income from Sales		
a) Sale of Finished Goods	378	-
b) Sale of Raw Material		-
c) Sale of Scraps	907	961
2. Income from Services		
a) Labour and Processing Charges		
b) Professional/Consultancy Services		
c) Agency Commission and Brokerage	10,070	16,754
d) Maintenance Services (Equipment/Property)	1,613	1,428
e) Others (Specify)		
(i) Technology Transfer	10	-
TOTAL	12,978	19,143

	2016-2017	2015-2016
SCHEDULE 13- GRANTS/SUBSIDIES (Irrevocable Grants & Subsidies Received)		
1. Central Government	3,55,500	2,36,500
2. State Government(s)	-	-
3. Government Agencies	-	-
4. Institution/Welfare Bodies	-	-
5. International Organisations	-	-
6. Others (Specify)	-	-
TOTAL	3,55,500	2,36,500



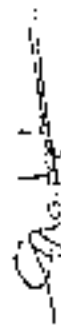
Sr. Accounts Officer

COIR BOARD NON PLAN FUND

SCHEDULES FORMING PART OF INCOME & EXPENDITURE FOR THE YEAR ENDED 31-05-2017

(Rs. In 000)

	2016-2017	2015-2016
SCHEDULE 14- FEES / SUBSCRIPTIONS		
1. Entrance Fees		
2) Annual Fees / Subscriptions	2,829	2,536
3) Seminar / Program Fee	-	-
4) Consultancy Fee	-	-
5) Others(Specify)	-	-
TOTAL	2,829	2,536




Sr. Accounts Officer

COIR BOARD NON PLAN FUND

SCHEDULES FORMING PART OF INCOME & EXPENDITURE FOR THE YEAR ENDED 31.03.2017

(Rs. in 000)

	Investment from Earmarked Fund 2016-2017	2015-2016	Investment Others 2016-2017	2015-2016
<u>SCHEDULE 15- INCOME FROM INVESTMENTS:</u>				
1. Interest:				
a) On Government Securities	-	-	-	-
b) Other Bonds / Debentures	-	-	-	-
2. Dividends:				
a) On Shares	-	-	-	-
b) On Mutual Fund Securities	-	-	-	-
3. Rent	-	-	-	-
4. Others (Specify)	-	-	-	-
TOTAL				
TRANSFERRED TO EARMARKED / ENDOWMENT FUNDS	-	-	-	-


 Sr. Accounts Officer

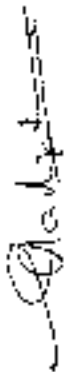
COIR BOARD NON PLAN FUND

SCHEDULES FORMING PART OF INCOME & EXPENDITURES FOR THE YEAR ENDED 31-03-2017

(Rs. In Crores)

	2016-2017	2015-2016
SCHEDULE 16- INCOME FROM ROYALTY, PUBLICATION ETC		
1) Income from Royalty		
2) Income from Publications	140	74
3) Others (Specify)	-	-
TOTAL	140	74

	2016-2017	2015-2016
SCHEDULE 17- INTEREST EARNED		
1) On Term Deposits:		
a) With Schedule Banks	1,656	9,652
b) With Non Schedule Banks		
c) With Institutions		
d) Others		
2) On Savings Accounts:	997	149
a) With Schedule Banks		
b) With Non Schedule Banks		
c) Post Office Savings Accounts		
d) Others		
3) On Loans:	887	773
a) Employees / Staff		
b) Others		
4) Interest on Debtors and Other Receivables		
TOTAL	3,540	10,574


 Sr. Accounts Officer

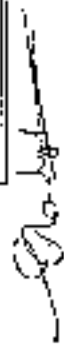
COIR BOARD NON PLAN FUND
SCHEDULES FORMING PART OF INCOME & EXPENDITURE FOR THE YEAR ENDED 31-03-2017

[25. Jn. 2021]

	2016-2017	2015-2016
SCHEDULE 18- OTHER INCOME		
1) Profit on Sale/Disposal of Assets:		
a) Owned Assets		
b) Assets acquired out of grants or retained fire of cost		
2) Export Incentive Realised		
3) Fees for Miscellaneous Services	6,187	724
4) Miscellaneous Income	7,548	18,075
5) Prior Period Items		
TOTAL	13,735	18,800

	2016-2017	2015-2016
SCHEDULE 19- INCREASE/(DECREASE) IN STOCK OF FINISHED GOODS & WORK IN PROGRESS		
a) Closing Stock -		
Finished Goods		
Work in Progress		
b) Less: Opening Stock -		
Finished Goods		
Work in Progress		
NET INCREASE/ (DECREASE) (a-b)		

	2016-2017	2015-2016
SCHEDULE 20- ESTABLISHMENT EXPENSES		
a) Salaries and Wages	2,88,470	1,77,443
b) Allowances and Bonus		
c) Contribution to Provident Fund		
d) Contribution to Other Fund (Specify)	460	416
e) Staff Welfare Expenses	1,11,561	
f) Expenses on Employees Retirement and Terminal Benefit		
g) Others (Specify)		
h) Contribution to Pension Fund		6,315
TOTAL	3,15,314	2,56,874

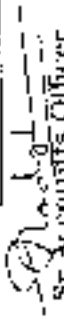

 Sr Accounts Officer

COIR BOARD NON PLAN FUND

SCHEDULES FORMING PART OF INCOME & EXPENDITURE FOR THE YEAR ENDED 31-03-2017

RHS in 000)

	2016-2017	2015-2016
SCHEDULE 21. OTHER ADMINISTRATIVE EXPENSES		
a) Purchases	-	-
b) Labour and Processing Expenses	-	-
c) Cartage and Carriage Inward	2,639	2,036
d) Electricity and Power	-	56
e) Water Charges	559	161
f) Insurance	-	-
g) Repairs and Maintenance	-	-
h) Excise Duty	10,241	9,898
i) Rent, Rates and Taxes	165	152
j) Vehicles Running and Maintenance	1,701	1,388
k) Postage, Telephone and Communication Charges	665	1,249
l) Printing and Stationery	7,025	5,010
m) Travelling and Conveyance Expenses	-	-
n) Expenses on Seminar / Workshop	191	171
o) Subscription Expenses	-	-
p) Expenses on Fees	400	-
q) Auditors Remuneration	2,118	951
r) Hospitality Expenses	1,088	1,776
s) Professional Charges	-	-
t) Provision for Bad and Doubtful Debts/ Advances	-	-
u) Irrecoverable Balances Written-off	-	-
v) Packing Charges	-	-
w) Freight and Forwarding Expenses	-	-
x) Distribution Expenses	4	98
y) Advertisement and Publicity	-	-
z) Others (Specify)	-	-
(1) General Expenses	4,486	3,075
(2) Prior Period Expenses	514	-
(3) Incidental Charges	426	682
(4) Training	-	-
TOTAL	32,222	26,694


 Sr. Accounts Officer

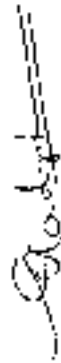
COIR BOARD NON PLAN FUND

SCHEDULES FORMING PART OF INCOME & EXPENDITURE FOR THE YEAR ENDED 31-03-2017

(Rs. In 000)

	2016-2017	2015-2016
SCHEDULE 22- EXPENDITURE ON GRANTS, SUBSIDIES ETC		
a) Grants given to Institutions / Organisations		
b) Subsidies given to Institutions / Organisations		
TOTAL		

	2016-2017	2015-2016
SCHEDULE 23- INTEREST		
a) On Fixed Loans		
b) On Other Loans (including Bank Charges)	17	14
c) Others (Specify)	1,528	1,596
(i) Interest on Loan (Govt of India)		
TOTAL	1,545	1,610


 Sr. Accounts Officer

COIR BOARD, NON PLAN FUND

SCHEDULE 24

SIGNIFICANT ACCOUNTING POLICIES

1. ACCOUNTING CONVENTION

- 1.1. The financial statements are prepared on the basis of historical cost convention, unless otherwise stated and on the accrual method of accounting except in the case of interest on Savings Bank Account and interest paid to Govt. Loans which are accounted on cash basis.
- 1.2. The figures in the accounts are presented after rounding off to thousands.

2. INVENTORY VALUATION

- 2.1 Stock of Stationery is valued at cost and shown under stores and spares.

3. FIXED ASSETS

Fixed Assets are stated at cost of acquisition inclusive of inward freight, duties and taxes and incidental and direct expenses related to acquisition.

4. DEPRECIATION

Depreciation is provided on Written Down Value method on the rates consistently applied year after year. Half of the normal rates are applied on Fixed Assets, which are used for less than 182 days.

Subsidies/grants utilized for capital expenditure are not considered for the calculation of depreciation.

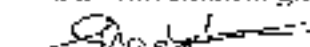
5. ACCOUNTING FOR SALES

Sales are net of sales returns, rebate and trade discount.

6. GOVERNMENT GRANTS/SUBSIDIES

- 6.1. Government grants received towards capital expenditure are treated as Capital Reserve.

- 6.2. Government grants/subsidy is accounted on realization basis.


Sr. Accounts Officer

7. FOREIGN CURRENCY TRANSACTIONS

7.1. Transactions denominated in foreign currency are accounted at the exchange rate prevailing at the date of the transaction.

8. RETIREMENT BENEFITS

8.1 Provision for accumulated leave encasement benefit to the employees is not provided in the accounts and due to the non receipt of actuarial valuation report at the time finalization of accounts.

8.2 Actuarial liability to pensioners for Gratuity and for pension is not provided for in books of account due to the non receipt of actuarial valuation report at the time of finalization of books of account

SCHEDULE 25

CONTINGENT LIABILITIES AND NOTES ON ACCOUNTS

1. CONTINGENT LIABILITIES

Claims against the Entity not acknowledged as debts- Rs. Nil (Previous Year Rs. Nil)

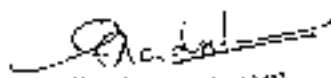
In respect of:

- Bank guarantees given by/on behalf of the Entity Rs. Nil (Previous Year Rs Nil)
- Letters of Credit opened by Bank on behalf of the Entity-Rs Nil (Previous year Rs. Nil)
- Bills discounted with banks Rs Nil (Previous year Rs Nil)

1.3. Disputed demands in respect of:

Income-tax Rs. Nil (Previous year Rs. Nil)
Sales-tax Rs... Nil... (Previous year Rs Nil)
Municipal taxes Nil... (Previous year Rs Nil)

1.4. In respect of claims from parties for non-execution of orders, but contested by the Entity Rs Nil (Previous Year Rs Nil)


Sr. Accounts Officer

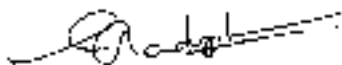
2. CURRENT ASSETS, LOANS AND ADVANCES

In the opinion of the Management, the current assets, loans and advances have a value on realization in the ordinary course of business, at least equal to the aggregate amount shown in the Balance Sheet.

3. TAXATION

In view of there being no taxable income under Income-tax Act 1961, no provision for income tax has been considered necessary.

4. <u>FOREIGN CURRENCY TRANSACTIONS</u>	<u>(Amount-Rs)</u>	
	2016-2017	2015-2016
4.1. <u>Value of Imports Calculated in C.I.F. Basis.</u>		
- Purchase of finished Goods		
- Raw Materials & Components (Including in transit)	Nil	Nil
- Capital Goods		
- Stores, Spares and Consumables		
4.2. <u>Expenditure in foreign currency.</u>		
Travel		
a) Remittances and Interest payment to Financial Institutions/Banks in Foreign Currency	Nil	Nil
b) Other expenditure:		
- Commission on Sales		
- Legal and Professional Expenses	Nil	Nil
- Miscellaneous Expenses		
4.3. <u>Earnings:</u>		
Value of Exports on FOB basis	Nil	Nil
4.4. <u>Remuneration to auditors:</u>		
As Auditors		
- Taxation matters		
- For Management services	Nil	Nil
- For certification		
Others		


Sr. Accounts Officer

5. Corresponding figures for the previous year have been regrouped/rearranged, wherever necessary.
6. The amount payable to consignors on the credit sales effected in showrooms which has not been incorporated in the books of accounts as on 31-03-2017 is Rs.42,53,552.00
7. Prior Period income of Rs.75,48,451.00 is the discount allowed during the year 2015-2016 on sale of car products which was deducted from commission now reversed.
8. Prior Period Expenses of Rs.,5,14,087.00 is the settlement of electricity and telephone advances to given to PRO New Delhi relating to the previous years
9. Schedules 1 to 25 are annexed to and form an integral part of the Balance Sheet as at 31-03-2017 and the Income and Expenditure Account for the year ended on that date.


Sr. Accounts Officer

**COIR BOARD NON PLAN FUND
RECEIPTS AND PAYMENTS FOR THE YEAR ENDED 31ST MARCH 2017.**

	2016-2017	2017-2018	2016-2017	2017-2018	Rs. In 000
I Opening Balances					
a) Cash in hand					
b) Bank Balances					
i) In current accounts	9,624	23,368	2,64,507	2,50,874	
ii) In deposit accounts			23,381	23,430	
iii) Savings accounts					
II Grants Received					
a) From Government of India					
i) Capital Purpose	3,56,500	2,56,500			
ii) Revenue Purpose					
b) From State Government					
c) From other sources	2,259	9,881	144	32	
III Income on Investments from					
a) Fixed/Secured/Endow Funds					
b) Govt Funds (Obl Investment)					
IV Interest Received					
a) On Bank deposits					
b) Loans, Advances etc.					
V Other Income (Specify)					
a) Income from Royalty/Participation	140	74			
b) Income from Sales/Services	2,907	15,767			
c) Miscellaneous Income	3,813	724			
d) Fee/Subscriptions	2,830	2,535			
VI Amount Borrowed					
a) Loan from Ministry	1,500	750	542	1,506	
VII Any other receipts (give details)					
a) MDA Fund Received	21		1,476	1,248	
b) Earnest Money Deposit	562		323	1,804	
c) Group Insurance Scheme	73		73	213	
d) Recovery of MDA/VA	557		4,027	3,421	
e) Coir Vikas Yojana	1,265		2,465	2,942	
f) Coir Board GRP					
g) Commission Receivable					
h) Coir Board SHUKTI					
i) Dyeing & Electroly Charges Receivable	4,013		1,375	558	
j) Coir Board CUY					
k) Coir Board SHUKTI					
l) Prior Period Income	7,548				
VIII Closing Balances					
a) Cash in hand					
b) Bank Balances					
i) In current account					
ii) In deposit accounts					
iii) Savings accounts					
TOTAL	3,94,612	3,17,027	3,99,612	3,17,027	

[Handwritten Signature]
Sr Accounts Officer

[Handwritten Signature]
Sr Accounts Officer

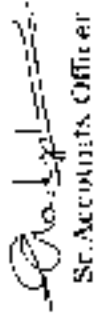
COIR BOARD
COCHIN

GENERAL
PROVIDENT FUND
2016-2017

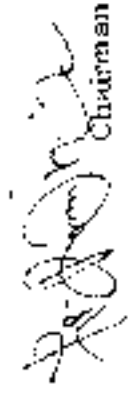
**COIR BOARD GENERAL PROVIDENT FUND
BALANCE SHEET AS AT 31-03-2017**

(Rs. In 000)

	Schedule	2016-2017	2015-2016
CORPUS/CAPITAL FUND AND LIABILITIES			
CORPUS/CAPITAL FUND	1	7,900	7,405
RESERVES AND SURPLUS	2	-	-
EARMARKED/ENDOWMENT FUNDS	3	-	-
SECURED LOANS AND BORROWINGS	4	-	-
UNSECURED LOANS AND BORROWINGS	5	-	-
DEFERRED CREDIT LIABILITIES	6	1,55,852	1,45,571
CURRENT LIABILITIES AND PROVISIONS	7	20	20
TOTAL		1,63,772	1,52,996
A S S E T S			
FIXED ASSETS	8	-	-
INVESTMENTS - FROM EARMARKED/ENDOWMENT FUNDS	9	-	-
INVESTMENTS - OTHERS	10	-	-
CURRENT ASSETS, LOANS ADVANCES ETC	11	1,63,772	1,52,996
MISCELLANEOUS EXPENDITURE (to the extent not written off or adjusted)			
TOTAL		1,63,772	1,52,996
SIGNIFICANT ACCOUNTING POLICIES	24		
CONTINGENT LIABILITIES AND NOTES ON ACCOUNTS	25		


Sr. Accounts Officer

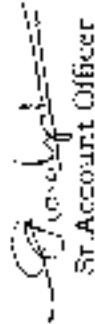

Secretary


Chairman

**COIR BOARD GENERAL PROVIDENT FUND
INCOME AND EXPENDITURE ACCOUNT FOR THE YEAR ENDED 31-03-2017**

[Rs. In 000]

	Schedule	2016-2017	2015-2016
INCOME			
Income from Sales/Services	12	-	-
Grants/Subsidies	13	-	-
Fees/Subscriptions	14	-	-
Income from Investments (Income on Investment earmarked/ endow.funds (fed to Fund))	15	-	-
Income from Royalty, Publications etc	16	-	-
Interest Earned	17	7,629	6,618
Other Income	18	-	-
Increase/(decrease) in stock of Finished goods and Work in Progress	19	-	-
T O T A L (A)		7,629	6,618
EXPENDITURE			
Establishment Expenses	20	-	-
Other Administrative Expenses etc	21	-	-
Expenditure on Grants, Subsidies etc	22	7,134	7,388
Interest	23	-	-
Depreciation (Net total at the year end - corresponding to schedule 8)		-	-
T O T A L (B)		7,134	7,388
Balance being excess of Income over Expenditure (A-B)		495	(770)
Transfer to Special Reserve (Specify each)		-	-
Transfer to/from General Reserve		-	-
BALANCE BEING SURPLUS/(DEFICIT) CARRIED TO CORPUS/CAPITAL FUND		495	(770)
SIGNIFICANT ACCOUNTING POLICIES			
	24		
CONTINGENT LIABILITIES AND NOTES ON ACCOUNTS			
	25		


Sr. Account Officer



Secretary


Chairman

COIR BOARD GENERAL PROVIDENT FUND
SCHEDULES FORMING PART OF BALANCE SHEET AS AT 31-03-2017

(Rs. In 000)

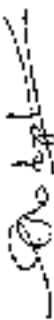
	2016-2017	2015-2016
<u>SCHEDULE 1. CORPUS/CAPITAL FUND:</u>		
Balance as at the beginning of the year	7,405	8,175
Add: Contribution towards Corpus/Capital Fund		
Add/(Deduct) Balance of net income/(expenditure) transferred from the Income and Expenditure A/c	495	(770)
BALANCE AS AT THE YEAR - END	7,900	7,405
<u>SCHEDULE 2- RESERVES AND SURPLUS:</u>		
<u>1. Capital Reserve:</u>		
As per last Account	-	-
Addition during the year	-	-
Less: Deductions during the year	-	-
<u>2. Revaluation Reserve:</u>		
As per last Account	-	-
Addition during the year	-	-
Less: Deductions during the year	-	-
<u>3. Special Reserve:</u>		
As per last Account	-	-
Addition during the year	-	-
Less: Deductions during the year	-	-
<u>4. General Reserve:</u>		
As per last Account	-	-
Addition during the year	-	-
Less: Deductions during the year	-	-
TOTAL	-	-


 Sr Accounts Officer

COIR BOARD GENERAL PROVIDENT FUND
SCHEDULES FORMING PART OF BALANCE SHEET AS AT 31-03-2017

Rs in Cro.

	FUND -WISE BREAK UP			TOTALS	
	2016-2017	2015-2016	2016-2017	2015-2016	
<u>SCHEDULE 3. EARMARKED/ENDOWMENT FUNDS</u>					
a) Opening balance of the funds.	-	-	-	-	-
b) Additions to the Fund	-	-	-	-	-
i. Donations/ Grants	-	-	-	-	-
ii Income from investments made on account of funds	-	-	-	-	-
iii Other additions (specify nature)	-	-	-	-	-
TOTAL (a-b)	-	-	-	-	-
<u>c) Utilisation / Expenditure towards objectives of funds</u>					
i. Capital Expenditure	-	-	-	-	-
Fixed Assets	-	-	-	-	-
Others	-	-	-	-	-
Total	-	-	-	-	-
ii Revenue Expenditure	-	-	-	-	-
Salaries, Wages and Allowances etc	-	-	-	-	-
Rent	-	-	-	-	-
Other Administrative Expenses	-	-	-	-	-
Total	-	-	-	-	-
TOTAL (c)	-	-	-	-	-
NET BALANCE AS AT THE YEAR-END (a+b-c)	-	-	-	-	-


 Sr. Accounts Officer

COIR BOARD GENERAL PROVIDENT FUND
SCHEDULES FORMING PART OF BALANCE SHEET AS AT 31-03-2017

(Rs in 000)

	2016-2017	2015-2016
SCHEDULE 4- SECURED LOANS AND BORROWINGS:		
1. Central Government		-
2. State Government (Specify)		-
3. Financial Institutions		
a) Term Loans	-	-
b) Interest accrued and due	-	-
4. Banks.		
a) Term Loans	-	-
Interest accrued and due	-	-
b) Other Loans (specify)	-	-
Interest accrued and due	-	-
5. Other Institutions and Agencies		
6. Debentures and Bonds		
7. Others (Specify)		
TOTAL		

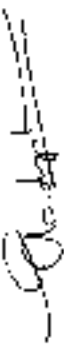

 Sr. Accounts Officer

COIR BOARD GENERAL PROVIDENT FUND
SCHEDULES FORMING PART OF BALANCE SHEET AS AT 31-03-2017

(Rs. In 000)

	2016-2017	2015-2016
SCHEDULE 5- UNSECURED LOANS AND BORROWINGS:		
1. Central Government	-	-
2. State Government (Specify)	-	-
3. Financial Institutions	-	-
4. Bank	-	-
a) Term Loans	-	-
b) Other Loans (Specify)	-	-
5. Other Institutions and Agencies	-	-
6. Debentures and Bonds	-	-
7. Fixed Deposits	-	-
8. Others (Specify)	-	-
TOTAL	-	-

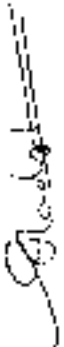
	2016-2017	2015-2016
SCHEDULE 6- DEFERRED CREDIT LIABILITIES:		
a) Acceptances secured by hypothecation of capital equipment and other assets	-	-
b) Others	1,55,820	1,45,539
i) Subscription	27	27
ii) Coir Board Non Plan Fund	5	5
iii) Coir Board Plan Fund	1,55,862	1,45,571
TOTAL	1,55,862	1,45,571


 Sr Accounts Officer

COIR BOARD GENERAL PROVIDENT FUND
SCHEDULES FORMING PART OF BALANCE SHEET AS AT 31-03-2017

(Rs. In 000)

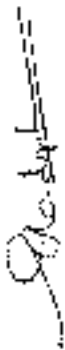
	2016-2017	2015-2016
<u>SCHEDULE 7. CURRENT LIABILITIES AND PROVISIONS</u>		
<u>A. CURRENT LIABILITIES</u>		
1. Acceptances		
2. Sundry Creditors:		
a) For Goods		
b) Others		
3. Advances Received		
4. Interest accrued but not due on:		
a) Secured Loan/Borrowings		
b) Unsecured Loan/Borrowings		
5. Statutory liabilities:		
a) Overdue		
b) Others		
6. Other Current Liabilities	20	20
TOTAL (A)	20	20
<u>B. PROVISIONS</u>		
1. For Taxation		
2. Gratuity		
3. Superannuation / Pension		
4. Accumulated Leave Encasement		
5. Trade Warranties / Claims		
6. Others (Specify)		
TOTAL (B)		
TOTAL (A-B)	20	20


 Sr. Accounts Officer

COURT BOARD GENERAL PROVIDENT FUND
SCHEDULE'S FORMING PART OF THE ANNUAL STATEMENTS AS AT 31-03-2017

08.1.002

DESCRIPTIONS	GROSS VALUE				DEPRECIATION			NET BLOCK	
	Cost/Value as at 01-01-2016	Additional during the year	deductions during the year	as at 31-03-2017	As at 01-01-2016	Up Additions during the year	On Deductions during the year	As at 31-03-2017	As at 31-03-2016
SCHEDULE 8- FIXED ASSETS									
A. FIXED ASSETS									
1. LAND									
a) Freehold									
b) Leasehold									
2. BUILDINGS									
a) On Freehold Land									
b) On Leasehold Land									
c) Ownership Flats / Premises									
d) Superstructure on land not belonging to the entity									
3. Plant, Machinery and Equipment									
4. Vehicles									
5. Furniture and Fixtures									
6. Office Equipments									
7. Computers/Peripherals									
8. Electric Installations									
9. Library Books									
10. Tubewells & W. Supply									
11. Other Fixed Assets									
TOTAL OF CURRENT YEAR									
PREVIOUS YEAR									
B. CAPITAL WORK-IN-PROGRESS									
TOTAL									

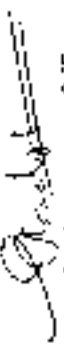

 Sr. Accounts Officer

COIR BOARD GENERAL PROVIDENT FUND
SCHEDULES FORMING PART OF BALANCE SHEET AS AT 31 03-2017

(Rs. In 000)

	2016-2017	2015-2016
<u>SCHEDULE 9- INVESTMENTS FROM EARMARKED/ENDOWMENT FUNDS:</u>		
1. In Government Securities	-	-
2. Other Approved Securities	-	-
3. Shares	-	-
4. Debentures and Bonds	-	-
5. Subsidiaries and Joint Ventures	-	-
6. Others (to be specified)	-	-
TOTAL	-	-

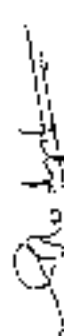
	2016-2017	2015-2016
<u>SCHEDULE 10- INVESTMENTS - OTHERS:</u>		
1. In Government Securities	-	-
2. Other Approved Securities	-	-
3. Shares	-	-
4. Debentures and Bonds	-	-
5. Subsidiaries and Joint Ventures	-	-
6. Others (to be specified)	-	-
TOTAL	-	-


 S. Accounts Officer

COIR BOARD GENERAL PROVIDENT FUND
SCHEDULES FORMING PART OF BALANCE SHEET AS AT 31-03-2017

Prs. In 0004

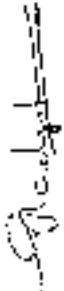
	2016-2017	2015-2016	90,513
<u>SCHEDULE 11. CURRENT ASSETS, LOANS, ADVANCES ETC:</u>			
<u>A. CURRENT ASSETS:-</u>			
<u>1. Inventories</u>			
a) Stores and Spares	-	-	-
b) Packing Materials	-	-	-
c) Loose Tools	-	-	-
d) Stock in Trade	-	-	-
Finished Goods	-	-	-
Work in progress	-	-	-
Raw Materials	-	-	-
<u>2. Sundry Debtors:</u>			
a) Debts Outstanding for a period exceeding six months	-	-	-
b) Others	-	-	-
<u>3. Cash Balances in Hand (including cheques/draft and imprest)</u>	-	-	-
<u>4. Bank Balances:</u>			
a) <u>With Scheduled Banks</u>			
On Current Accounts	93,028	84,794	-
On Deposit Accounts (including Margin Money)	-	-	-
On Savings Accounts	3,486	5,719	90,513
b) <u>With non - Scheduled Banks:</u>			
On Current Accounts	-	-	-
On Deposits Accounts	-	-	-
On Savings Accounts	-	-	-
<u>5. Post Office Savings Accounts</u>	-	-	-
TOTAL (A)	96,514	90,513	90,513


 Sr. Accounts Officer

COIR BOARD GENERAL PROVIDENT FUND
SCHEDULES FORMING PART OF BALANCE SHEET AS AT 31-03-2017

(Rs. In 000)

	2016-2017	2015-2016
SCHEDULE 11- CURRENT ASSETS, LOANS, ADVANCES ETC.		
B. LOANS, ADVANCES AND OTHER ASSETS -		
1. Loans		
a) Staff	59,899	54,314
b) Other Entities engaged in activities/objectives similar to that of	-	-
c) Others(Specify)	-	51,314
2. Advances and other amounts recoverable in cash or in kind or for value to be received		
a) On Capital Account	104	104
b) Prepayments	-	-
c) Others :	-	-
3. Income Accrued:		
a) On Investment from Entrepreneur/Endowment Funds	-	-
b) On Investment - Others	-	-
c) On Loans and Advances	-	-
d) Others	-	-
(Includes income due realised- Rs.)		
(a) Interest Accrued on FD	7,253	8,065
4. Claims Receivable		
TOTAL (B)	67,258	62,493
TOTAL (A+B)	1,63,772	1,52,996


 Sr. Accounts Officer

2017

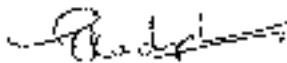
COIR BOARD GENERAL PROVIDENT FUND

SCHEDULES FORMING PART OF INCOME & EXPENDITURE FOR THE YEAR ENDED 31-03-2017

[Rs. In 000]

	2016-2017	2015-2016
SCHEDULE 12- INCOME FROM SALES / SERVICES:		
1. Income from Sales		
a) Sale of Finished Goods	-	-
b) Sale of Raw Material	-	-
c) Sale of Scraps	-	-
2. Income from Services		
a) Labour and Processing Charges	-	-
b) Professional/Consultancy Services	-	-
c) Agency Commission and Brokerage	-	-
d) Maintenance Services (Equipment/Property)	-	-
e) Others (Specify)	-	-
TOTAL	-	-

	2016-2017	2015-2016
SCHEDULE 13- GRANTS/SUBSIDIES (Irrevocable Grants & Subsidies Received)		
1. Central Government		-
2. State Government(s)		-
3. Government Agencies	-	-
4. Institution/Welfare Bodies	-	-
5. International Organisations	-	-
6. Others (Specify)	-	-
TOTAL	-	-

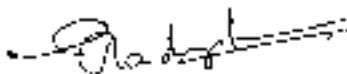

S: Accounts Officer

COIR BOARD GENERAL PROVIDENT FUND

SCHEDULES FORMING PART OF INCOME & EXPENDITURE FOR THE YEAR ENDED 31-03-2017

(Rs. in 000)

	2016-2017	2015-2016
SCHEDULE 14- FEES/SUBSCRIPTIONS		
1) Entrance Fees		
1) Entrance Fees	-	-
2) Annual Fees / Subscriptions	-	-
3) Seminar / Program Fee	-	-
4) Consultancy Fee	-	-
5) Others(Specify)	-	-
TOTAL	-	-




Sr. Accounts Officer

COIR BOARD GENERAL PROVIDENT FUND
SCHEDULES FORMING PART OF INCOME & EXPENDITURE FOR THE YEAR ENDED 31-03-2017

Rs. in 000

	Investment from Earmarked Fund 2016-2017	2015-2016	2016-2017	Investment Others 2015-2016
SCHEDULE 15. INCOME FROM INVESTMENTS:				
1. Interest	-	-	-	-
a) On Government Securities	-	-	-	-
b) Other Bonds / Debentures	-	-	-	-
2. Dividends	-	-	-	-
a) On Shares	-	-	-	-
b) On Mutual Fund Securities	-	-	-	-
3. Rent	-	-	-	-
4. Others (Specify)	-	-	-	-
TOTAL				
TRANSFERRED TO EARMARKED / ENDOWMENT FUNDS				


 Sr. Accounts Officer

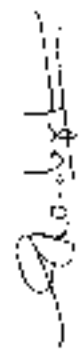
COIR BOARD GENERAL PROVIDENT FUND

SCHEDULES FORMING PART OF INCOME & EXPENDITURE FOR THE YEAR ENDED 31-03-2017

(Rs. In 000)

	2016-2017	2015-2016
SCHEDULE 16- INCOME FROM ROYALTY, PUBLICATION ETC		
1) Income from Royalty	-	-
2) Income from Publications	-	-
3) Others (Specify)	-	-
TOTAL	-	-

	2016-2017	2015-2016
SCHEDULE 17- INTEREST EARNED		
1) On Term Deposits:-		
a) With Schedule Banks	7,424	6,407
b) With Non Schedule Banks	-	-
c) With Institutions	-	-
d) Others : Interest on Govt. Securities	-	-
2) On Savings Accounts:-	205	211
a) With Schedule Banks	-	-
b) With Non Schedule Banks	-	-
c) Post Office Savings Accounts	-	-
d) Others	-	-
3) On Loans:		
a) Employees / Staff	-	-
b) Others	-	-
4) Interest on Debtors and Other Receivables	-	-
TOTAL	7,629	6,618


 Sr. Accounts Officer

COIR BOARD GENERAL PROVIDENT FUND
SCHEDULES FORMING PART OF INCOME & EXPENDITURE FOR THE YEAR ENDED 31.03.2017

(\$s. in 000)

	2016-2017	2015-2016
SCHEDULE 18- OTHER INCOME		
1) Profit on Sale/Disposal of Assets:-		
a) Owned Assets		
b) Assets acquired out of years of received free of cost		
2) Export Incentive Rebated		
3) Fees for Miscellaneous Services		
4) Miscellaneous Income		
5) Prior Period Income		
TOTAL		

	2016-2017	2015-2016
SCHEDULE 19- INCREASE/(DECREASE) IN STOCK OF FINISHED GOODS & WORK IN PROGRESS		
a) Closing Stock:-		
Finished Goods		
Work in Progress		
b) Less: Opening Stock:-		
Finished Goods		
Work in Progress		
NET INCREASE/(DECREASE) in B1		

	2016-2017	2015-2016
SCHEDULE 20- ESTABLISHMENT EXPENSES		
a) Salaries and Wages		
b) Allowances and Bonus		
c) Contribution to Provident Fund		
d) Contribution to Other Fund (Specify)		
e) Staff Welfare Expenses		
f) Expenses on Employees Retirement and Terminal Benefit		
g) Others (Specify)		
TOTAL		

[Signature]
 Sr. Accounts Officer

COIR BOARD GENERAL PROVIDENT FUND
SCHEDULES FORMING PART OF INCOME & EXPENDITURE FOR THE YEAR ENDED 31-03-2017

(Rs. In 000)

	2016-2017	2015-2016
SCHEDULE 21- OTHER ADMINISTRATIVE EXPENSES		
a) Purchases	-	-
b) Labour and Processing Expenses	-	-
c) Cartage and Carriage Inward	-	-
d) Electricity and Power	-	-
e) Water Charges	-	-
f) Insurance	-	-
g) Repairs and Maintenance	-	-
h) Excise Duty	-	-
i) Rent, Rates and Taxes	-	-
j) Vehicles Running and Maintenance	-	-
k) Postage, Telephone and Communication Charges	-	-
l) Printing and Stationary	-	-
m) Travelling and Conveyance Expenses	-	-
n) Expenses on Seminar / Workshop	-	-
o) Subscription Expenses	-	-
p) Expenses on Fees	-	-
q) Auditors Remuneration	-	-
r) Hospitality Expenses	-	-
s) Professional Charges	-	-
t) Provision for Bad and Doubtful Debts/ Advances	-	-
u) Irrecoverable Balances Written-off	-	-
v) Packing Charges	-	-
w) Freight and Forwarding Expenses	-	-
x) Distribution Expenses	-	-
y) Advertisement and Publicity	-	-
z) Others (Specify)	-	-
TOTAL	-	-

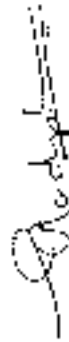
S. K. Singh
 Sr. Accounts Officer

COIR BOARD GENERAL PROVIDENT FUND
SCHEDULES FORMING PART OF INCOME & EXPENDITURE FOR THE YEAR ENDED 31.03.2017

(Rs. In 000)

	2016-2017	2015-2016
SCHEDULE 22. EXPENDITURE ON GRANTS, SUBSIDIES, ETC		
a) Grants given to institutions / Organisations	-	-
b) Subsidies given to Institutions / Organisations	-	-
TOTAL	-	-

	2016-2017	2015-2016
SCHEDULE 23. INTEREST		
a) On Fixed Loans	-	-
b) On Other Loans (including Bank Charges)	7.134	7,388
c) Others (Specify) - to Subscribers	-	-
TOTAL	7.134	7,388


 Sr. Accounts Officer

COIR BOARD GENERAL PROVIDENT FUND

SCHEDULE 24

SIGNIFICANT ACCOUNTING POLICIES

1. ACCOUNTING CONVENTION

1.1 The financial statements are prepared on the basis of historical cost convention, and on the accrual method of accounting except subscription, interest on subscription, interest on Government Securities and interest on Savings Bank Account, which are treated as income on cash basis.

1.2 The figures in the accounts are presented after rounding off to thousands.

SCHEDULE 25

CONTINGENT LIABILITIES AND NOTES ON ACCOUNTS

1. CONTINGENT LIABILITIES **Nil**

2. CURRENT ASSETS, LOANS AND ADVANCES

In the opinion of the Management, the current assets, loans and advances have a value on realization in the ordinary course of business, equal at least to the aggregate amount shown in the Balance Sheet

3. TAXATION

In view of there being no taxable income under Income tax Act 1961, no provision for Income tax has been considered necessary.

4. FOREIGN CURRENCY TRANSACTIONS **2016-2017** **(Amount-Rs)**
2015-2016

4.1. Expenditure in foreign currency

a) Travel


b) Remittances and Interest payment to Financial Institutions/Banks in Foreign Currency **Nil** **Nil**

c) Other expenditure:

- Commission on Sales

Legal and Professional Expenses **Nil** **Nil**

- Miscellaneous Expenses


St. Accounts Officer

Contd...2

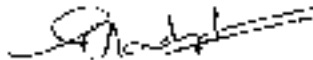
5. REMUNERATION TO AUDITORS:

As Auditors

- Taxation matters		
- For Management services	Nil	Nil
- For certification		
Others		

6. Corresponding figures for the previous year have been regrouped/Rearranged, wherever necessary.

7. Schedules 1 to 25 are annexed to and form an integral part of the Balance Sheet as at **31-03-2017** and the Income and Expenditure Account for the year ended on that date.

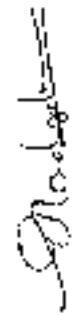


Sr Accounts Officer

**COIR BOARD GENERAL PROVIDENT FUND
RECEIPTS AND PAYMENTS FOR THE YEAR ENDED 31ST MARCH 2017**

(Rs. in 000)

Receipts	2016-2017	2015-2016	Payments	2016-2017	2015-2016
I Opening Balances			I Expenses		
a) Cash in hand	-	-	a) Establishment expenses		
b) Bank Balances			(i) corresponding to Schedule 201		
(i) In current accounts			(ii) corresponding to Schedule 211		
ii) In deposit accounts	84,794	80,263	II Payments made against funds for various projects		
iii) Savings accounts	5,719	7,617	III Investments and deposits made		
II Grants Received			a) Out of earmarked/ Endowment funds		
a) From Government of India	-	-	b) Out of Own Funds (Investments-Others)		
b) From State Government	-	-	IV Expenditure on Fixed Assets & Capital Work in Progress		
c) From other sources	-	-	a) Purchase of Fixed Assets		
III Income on Investments from Earmarked/Endow. Funds			b) Expenditure on Capital Work in Progress		
a) Own Funds (Oth. Investment)			V Refund of surplus money/Loans		
IV Interest Received			a) To the Government of India		
a) On Bank deposits	8,438	4,744	b) To the State Government		
b) Loans, Advances etc.	-	-	c) To other providers of funds		
V Other Income (Specify)			Finance Charges (Interest)		
VI Amount Borrowed			Other Payments (Specify)		
VII Any other receipts (give details)			a) Other Advance		
a) Interest Accrued on FD			b) Coir Board Non Plan		
b) Loan Recoveries	6,064	5,371	c) Loan from the Fund	5,585	6,122
c) Subscription	3,090	5,950	d) Final Settlement	6,015	7,310
d) Coir Board Non Plan	-	-	Closing Balances		
			a) Cash in hand		
			b) Bank Balances		
			i) In current account		
			ii) In deposit accounts	93,028	84,794
			iii) Savings accounts	3,486	5,719
TOTAL	1,08,114	1,03,945	TOTAL	1,08,114	1,03,945


Sr Accounts Officer


Secretary


Chairman

**COIR BOARD
COCHIN**

**PENSION FUND
2016-2017**

**COIR BOARD PENSION FUND
BALANCE SHEET AS AT 31-03-2017**

RS. In 0000

	Schedule	31.03-2017	31.03-2016
CORPUS/CAPITAL FUND AND LIABILITIES			
CORPUS/CAPITAL FUND	1	18,150	(20,337)
RESERVES AND SURPLUS	2	-	-
EARMARKED/ENDOWMENT FUNDS	3	-	-
SECURED LOANS AND BORROWINGS	4	-	-
UNSECURED LOANS AND BORROWINGS	5	-	-
DEFERRED CREDIT LIABILITIES	6	25,899	25,218
CURRENT LIABILITIES AND PROVISIONS	7	17,183	10,05,481
TOTAL		34,923	10,04,362
ASSETS			
FIXED ASSETS	8	-	-
INVESTMENTS - FROM EARMARKED/ENDOWMENT FUNDS	9	-	-
INVESTMENTS - OTHERS	10	-	-
CURRENT ASSETS, LOANS ADVANCES ETC	11	34,923	10,04,362
MISCELLANEOUS EXPENDITURE (to the extent not written off or adjusted)			
TOTAL		34,923	10,04,362
SIGNIFICANT ACCOUNTING POLICIES	24		
CONTINGENT LIABILITIES AND NOTES ON ACCOUNTS	25		

[Signature]
Sr. Accounts Officer

[Signature]
Secretary

[Signature]
Chairman

**COIR BOARD PENSION FUND
INCOME AND EXPENDITURE ACCOUNT FOR THE YEAR ENDED 31-03-2017**

126 (a) (000)

	2016-2017	2015-2016
INCOME		
Income from Salaries/Gratuities		10,59,120
Grants/Subsidies	1,09,478	-
Fees/Subscriptions	-	-
Income from Investments (in case on Interest from earmarked/ endow.funds tried to Fund)	-	139
Income from Royalty, Publications etc.	-	-
Interest Earned	153	-
Other Income	-	-
Increase/(Decrease) in stock of Finished goods and Work in Progress	-	-
TOTAL (A)	1,09,631	10,59,259
	2016-2017	2015-2016
EXPENDITURE		
Establishment Expenses	91,453	10,70,425
Other Administrative Expenses etc	-	-
Expenditure on Grants, Subsidies etc	-	-
Interest:	-	-
Depreciation (Net total at the year end - corresponding to schedule B)	-	-
TOTAL (B)	91,453	10,70,425
Balance being excess of Income over Expenditure (A-B)	18,178	11,166
Transfer to Special Reserve (Specify each)	-	-
Transfer to/from General Reserve	-	-
BALANCE BEING SURPLUS(DEFICIT) CARRIED TO CORPUS/CAPITAL FUND	18,178	11,166
SIGNIFICANT ACCOUNTING POLICIES		
CONTINGENT LIABILITIES AND NOTES ON ACCOUNTS		

Secretary
Secretary

Chairman
Chairman

Sr Account Officer
Sr Account Officer

COIR BOARD PENSION FUND

SCHEDULES FORMING PART OF BALANCE SHEET AS AT 31-03-2017

[Rs. In 000]


	2016-2017	2015-2016
SCHEDULE 1: CORPUS/CAPITAL FUND:		
Balance as at the beginning of the year		115,171
Add: Contribution towards Corpus/Capital Fund	20,337	-
Add:/(Deduct): Balance of net income/(expenditure) transferred from the Income and Expenditure A/c	18,178	(11,166)
BALANCE AS AT THE YEAR - END	38,159	(26,337)
SCHEDULE 2: RESERVES AND SURPLUS:		
1. Capital Reserve:		
As per last Account	-	-
Addition during the year	-	-
Less: Deductions during the year	-	-
2. Revaluation Reserve:		
As per last Account	-	-
Addition during the year	-	-
Less: Deductions during the year	-	-
3. Special Reserve:		
As per last Account	-	-
Addition during the year	-	-
Less: Deductions during the year	-	-
4. General Reserve:		
As per last Account	-	-
Addition during the year	-	-
Less: Deductions during the year	-	-
TOTAL	-	-

[Signature]
Sr. Accounts Officer

CCIS BOARD PENSION FUND
SCHEDULE 3 - BALANCE SHEET AS AT 31.03.2017

(Rs in '000)

	FUND-WISE BREAK UP				TOTALS	
					2016-2017	2015-2016
<u>SCHEDULE 3 - BARMARKED/ENDOWMENT FUNDS</u>						
a) Opening balance of the funds:					-	-
b) Additions to the Fund:					-	-
i) Donations/grants					-	-
ii) Income from investments made on account of funds					-	-
iii) Other additions (specify nature)					-	-
TOTAL (a-b)					-	-
c) <u>Utilisation/Expenditure towards objectives of funds</u>						
i. Capital Expenditure					-	-
Fixed Assets					-	-
Others					-	-
Total					-	-
ii. Revenue Expenditure					-	-
Salaries, Wages and Allowances etc					-	-
Rent					-	-
Other Administrative Expenses					-	-
Total					-	-
TOTAL (c)					-	-
NET BALANCE AS AT THE YEAR END (a+b-c)					-	-

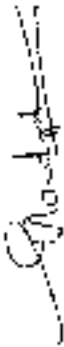

 St. Accounts Officer

CITY OF AUSTIN PENSION FUND

SCHEDULES PROVIDING PART OF BALANCE SHEET AS AT 12-31-2017

Page 13 of 100

	2016 2017	2017 2018
SCHEDULE 4- SECURED LOANS AND BORROWINGS:		
1. Central Government		
2. State Government (Specify)		
3. Financial Institutions		
a) Term Loans		
b) Interest accrued and due		
4. Banks:		
a) Term Loans		
Interest accrued and due		
b) Other Loans (specify)		
Interest accrued and due		
5. Other institutions and Agencies		
6. Debentures and Bonds		
7. Others (Specify)		
TOTAL		


 Sr. Accounts Officer

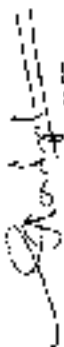
COIR BOARD PENSION FUND

SCHEDULES FORMING PART OF BALANCE SHEET AS AT 31-03-2017

Rs. In '000

	2016-2017	2015-2016
SCHEDULE 5- UNSECURED LOANS AND BORROWINGS:		
1. Central Government		
2. State Government (Specify)		
3. Financial Institutions		
4. Bank:		
a) Term Loans		
b) Other Loans (Specify)		
5. Other Institutions and Agencies		
6. Debentures and Bonds		
7. Fixed Deposits		
8. Others (Specify)		
TOTAL		

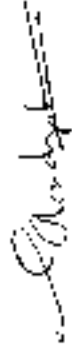
	2016-2017	2015-2016
SCHEDULE 6- DEFERRED CREDIT LIABILITIES:		
a) Acceptances secured by hypothecation of capital equipment and other assets		
b) Others		
i) Coir Board C.V.F.	7,270	7,270
ii) Coir Board Non-Plan Fund	18,525	17,844
iii) Coir Board G.P.F.	104	104
TOTAL	25,899	25,218


 Sr. Accounts Officer

COIR BOARD PENSION FUND
SCHEDULES FORMING PART OF BALANCE SHEET AS AT 31-03-2017


Rs. In 000.

	2016-2017	2015-2016
A. CURRENT LIABILITIES		
1. Acceptances	-	-
2. Security Creditors:		
a) For Goods	-	-
b) Others	-	-
3. Advances Received	-	-
4. Interest accrued but not due on:		
a) Secured Loan/Borrowings	-	-
b) Unsecured Loan/Borrowings	-	-
5. Statutory Liabilities:		
a) Overdue	-	-
b) Others	-	-
6. Other Current Liabilities	17,183	17,183
TOTAL (A)	17,183	17,183
B. PROVISIONS		
1. For Taxation	-	-
2. Gratuity	-	-
3. Superannuation/Pension	-	-
4. Accumulated Leave Encashment	-	-
5. Trade Warranties/Claims	-	-
6. Others (Specify)	-	-
TOTAL (B)	7,183	7,183
TOTAL (A+B)	10,05,481	10,05,481


 Sr. Accounts Officer

COIR BOARD PENSION FUND
SCHEDULES FORMING PART OF BALANCE SHEET AS AT 31-03-2017

DESCRIPTION	GROSS BLOCK		DURABLES		NET BLOCK
	Cost	Accumulated Depreciation	Cost	Accumulated Depreciation	
SCHEDULE 6- FIXED ASSETS					
DESCRIPTIONS					
A. FIXED ASSETS					
1. LAND					
2. Buildings					
3. Leasehold					
4. REFINISHES					
5. On Freehold Land					
6. On Leasehold Land					
7. Ownership Flats / Premises					
8. Superstructure on land not belonging to the entity					
9. Plant, Machinery and Equipment					
10. Vehicles					
11. Furniture and Fixtures					
12. Office Equipments					
13. Computer/Peripherals					
14. Electric Installations					
15. Inventory Stocks					
16. Debentures & W Suppl					
17. Other Fixed Assets					
TOTAL OF CURRENT YEAR					
PREVIOUS YEAR					
H CAPITAL WORKS-IN-PROGRESS					
TOTAL					

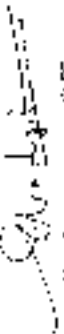

 Sr Accounts Officer

COIR BOARD PENSION FUND
SCHEDULES FORMING PART OF BALANCE SHEET AS AT 31-03-2017

(Rs. In Crore)

	2016-2017	2015-2016
SCHEDULE 9 INVESTMENTS FROM EARMARKED/ ENDOWMENT FUNDS:		
1. In Government Securities		
2. Other Approved Securities		
3. Shares		
4. Debentures and Bonds		
5. Subsidiaries and Joint Ventures		
6. Others (to be specified)		
TOTAL		

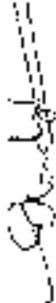
	2016-2017	2015-2016
SCHEDULE 10 INVESTMENTS - OTHERS:		
1. In Government Securities		
2. Other Approved Securities		
3. Shares		
4. Debentures and Bonds		
5. Subsidiaries and Joint Ventures		
6. Others (to be specified)		
TOTAL		


 Sr. Accounts Officer

COIR BOARD PENSION FUND
SCHEDULE FORMING PART OF BALANCE SHEET AS AT 31.03.2017

(Rs. In 000)

	2016-2017	2015-2016	400
SCHEDULE 11- CURRENT ASSETS, LOANS, ADVANCES, ETC.			
A. CURRENT ASSETS:			
1. Investments:			
a. Shares and Spares			
b. Packing Materials			
c. Loose Tools			
d. Stock in Trade			
Finished Goods			
Work in progress			
Raw Materials			
2. Sundry Debtors:			
a) Debtors Outstanding for a period exceeding six months			
b) Others			
3. Cash Balances in Hand (including cheques/certs) and imprest.			
4. Bank Balances:			
a) With Scheduled Banks:			
On Current Accounts			
On Deposit Accounts (including Margin Money)			
On Savings Accounts	30,270	30,270	400
b) With non - Scheduled Banks:			
On Current Accounts			
On Deposits Accounts			
On Savings Accounts			
5. Post Office Savings Accounts			
TOTAL (A)	30,270	30,270	400


 Sr. Accounts Officer

COIR BOARD PENSION FUND

SCHEDULES FORMING PART OF BALANCE SHEET AS AT 31-03-2017

(Rs. In 000)

	2016-2017	2015-2016
SCHEDULE 11 - CURRENT ASSETS, LOANS, ADVANCES ETC.		
1. LOANS, ADVANCES AND OTHER ASSETS:		
1. Loans		
a) Staff		
b) Other Entities engaged in activities/objectives similar to that of the Entity		
c) Others (Specify)		
2. Advances and other amounts receivable in cash or in kind		
- or for value to be received:		
a) On Capital Account		
b) Prepayments		
c) Others :		
3. Income Assets:		
a) On Investment from Patronised/Endowment Funds		
b) On Investment - Others		
c) On Loans and Advances	4,653	3,725
d) Others (i) Pension contribution receivable		10,00,237
(ii) Grant Receivable		
Includes income due received Rs.	4,653	10,03,962
4. Claims Receivable		
TOTAL (B)	4,653	10,03,962
TOTAL (A+B)	34,923	10,04,302

S. N. Dey
Sr. Accounts Officer

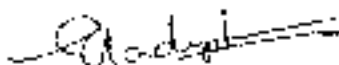
COIR BOARD PENSION FUND

SCHEDULES FORMING PART OF INCOME & EXPENDITURE FOR THE YEAR ENDED 31-03-2017

(Rs. In 000)

	2016-2017	2015-2016
<u>SCHEDULE 12 - INCOME FROM SALES/SERVICES:</u>		
1. Income from Sales		
a) Sale of Finished Goods	-	-
b) Sale of Raw Material	-	-
c) Sale of Scraps	-	-
2. Income from Services		
a) Labour and Processing Charges		
b) Professional/Consultancy Services	-	-
c) Agency Commission and Brokerage	-	-
d) Maintenance Services (Equipment/Property)	-	-
e) Others (Specify)	-	-
TOTAL	-	-

	2016-2017	2015-2016
<u>SCHEDULE 13- GRANTS/SUBSIDIES</u> (Irrevocable Grants & Subsidies Received)		
1. Central Government	-	10,00,237.00
2. State Government(s)	-	-
3. Government Agencies	-	-
4. Institution/Welfare Bodies	-	-
5. International Organisations	-	-
6. Others (Specify)		
(a) Pension Contribution - Coir Board	1,09,478	58,883
TOTAL	1,09,478	10,59,120




Sr. Accounts Officer

COIR BOARD PENSION FUND

SCHEDULES FORMING PART OF INCOME & EXPENDITURE FOR THE YEAR ENDED 31-03-2017

(Rs. In 000)

	2016-2017	2015-2016
SCHEDULE 14- FEES/SUBSCRIPTIONS		
1. Entrance Fees		
1) Entrance Fees		-
2) Annual Fees / Subscriptions	-	-
3) Seminar / Program Fee	-	-
4) Consultancy Fee		-
5) Others(Specify)		-
TOTAL	-	-



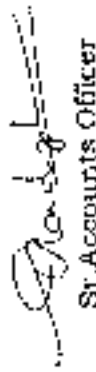
Sr. Accounts Officer

CCRE BOARD PENSION FUND

SCHEDULES FORMING PART OF INCOME & EXPENDITURE FOR THE YEAR ENDED 31-03-2017

(Rs. in 000)

	Investment Post-Budgeted Fund		Investment Others	
	2016-2017	2015-2016	2016-2017	2015-2016
SCHEDULE 15. INCOME FROM INVESTMENTS:				
1. Interest:				
a) On Government Securities	-	-	-	-
b) Other Bonds / Debentures	-	-	-	-
2. Dividends				
a) On Shares	-	-	-	-
b) On Mutual Fund Securities	-	-	-	-
3. Rent	-	-	-	-
4. Others (Specify)	-	-	-	-
TOTAL				
TRANSFERRED TO FARMARKED / ENDOWMENT FUNDS				


 Sr. Accounts Officer

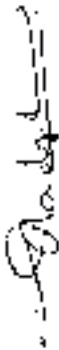
COJR BOARD PENSION FUND

SCHEDULES FORMING PART OF INCOME & EXPENDITURE FOR THE YEAR ENDED 31-03-2017

(Rs. In 000)

	2016-2017	2015-2016
INCOME		
1) Income from Royalty		
2) Income from Publications		
3) Others (Specify)		
TOTAL		

	2016-2017	2015-2016
SCHEDULE 17- INTEREST EARNED		
1) On Term Deposits:		
a) With Schedule Banks		
b) With Non Schedule Banks		
c) With Institutions		
d) Others		
2) On Savings Accounts:	153	139
a) With Schedule Banks		
b) With Non Schedule Banks		
c) Post Office Savings Accounts		
d) Others		
3) On Loans:		
a) Employees / Staff		
b) Others		
4) Interest on Debtors and Other Receivables		
TOTAL	153	139


 Sr. Accounts Officer

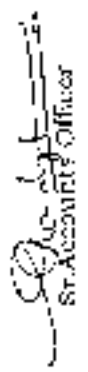
COIR BOARD PENSION FUND
SCHEDULES FORMING PART OF INCOME & EXPENDITURE FOR THE YEAR ENDED 31-03-2017

(Rs. In 000)

	2016-2017	2015-2016
SCHEDULE 18- OTHER INCOME		
1) Profit on Sale / Disposal of Assets:-		
a) Fixed Assets		
b) Assets acquired out of grants or received from Govt.		
2) Dividend Income & Interest		
3) Fees for Miscellaneous Services		
4) Miscellaneous Income		
5) Prior Period Income		
TOTAL		

	2016-2017	2015-2016
SCHEDULE 19- INCREASE/(DECREASE) IN STOCK OF FINISHED GOODS & WORK IN PROGRESS		
a) Closing Stock:-		
Finished Goods		
Work in Progress		
b) Less: Opening Stock:-		
Finished Goods		
Work in Progress		
NET INCREASE/(DECREASE) (a-b)		

	2016-2017	2015-2016
SCHEDULE 20- ESTABLISHMENT EXPENSES		
a) Salaries and Wages		
b) Allowances and Bonus		
c) Contribution to Provident Fund		
d) Contribution to Other Fund (Specify)		
e) Staff Welfare Expenses	91,453	10,70,425
f) Expenses on Employees Retirement and Terminal Benefit.		
g) Others (Specify)	91,453	10,70,425
TOTAL		


 Sr. Accounts Officer

COIR BOARD PENSION FUND
SCHEDULES FORMING PART OF INCOME & EXPENDITURE FOR THE YEAR ENDED 31-03-2017

Rs. 17,000

	2016-2017	2015-2016
<u>SCHEDULE 21. OTHER ADMINISTRATIVE EXPENSES</u>		
a) Purchases		
b) Labour and Processing Expenses		
c) Carriage and Carriage Inward		
d) Electricity and Power		
e) Water Charges		
f) Insurance		
g) Repairs and Maintenance		
h) Excise Duty		
I) Rent, Rates and Taxes		
ii) Vehicles Running and Maintenance		
k) Postage, Telephone and Communication Charges		
l) Printing and Stationary		
m) Travelling and Conveyance Expenses		
n) Expenses on Seminar / Workshop		
o) Subscription Expenses		
p) Expenses on Fees		
q) Auditors Remuneration		
r) Hospitality Expenses		
s) Professional Charges		
t) Provision for Bad and Doubtful Debts/ Advances		
u) Irrecoverable Balances Written-off		
v) Packing Charges		
w) Freight and Forwarding Expenses		
x) Distribution Expenses		
y) Advertisement and Publicity		
z) Others (Specify)		
ii) Prior Period Expenses		
TOTAL		


 Sr. Accounts Officer

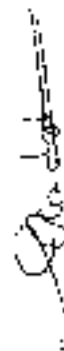
COIR BOARD PENSION FUND

SCHEDULES FORMING PART OF INCOME & EXPENDITURE FOR THE YEAR ENDED 31.03.2017

[Rs. In 000]

	2016-2017	2015-2016
SCHEDULE 22- EXPENDITURE ON GRANTS, SUBSIDIES ETC		
a) Grants given to Institutions / Organisations		
b) Subsidies given to Institutions / Organisations		
TOTAL	-	-

	2016-2017	2015-2016
SCHEDULE 23- INTEREST		
a) On Fixed Loans		
b) On Other Loans (including Bank Charges)		
c) Others (Specify)		
TOTAL	-	-


 Sr. Accounts Officer

SCHEDULE 24

SIGNIFICANT ACCOUNTING POLICIES

1. ACCOUNTING CONVENTION

- 1.1 The financial statements are prepared on the basis of historical cost convention, and on the accrual method of accounting except in the case of interest on Savings Bank Account, which is treated as income on cash basis
- 1.2 Actuarial liability to pensioners for Gratuity and for pension is not provided for in books of account due to the non receipt of actuarial valuation report at the time of finalization of books of account.
- 1.3. The figures in the accounts are presented after rounding off to thousands.

SCHEDULE 25

CONTINGENT LIABILITIES AND NOTES ON ACCOUNTS

1. CONTINGENT LIABILITIES Nil

2. CURRENT ASSETS, LOANS AND ADVANCES

In the opinion of the Management, the current assets, loans and advances have a value on realization in the ordinary course of business, equal at least to the aggregate amount shown in the Balance Sheet.

3. TAXATION

In view of there being no taxable income under Income-tax Act 1961, no provision for Income tax has been considered necessary.

<u>4. FOREIGN CURRENCY TRANSACTIONS</u>	2016-2017	<u>(Amount-Rs)</u> 2015-2016
---	-----------	---------------------------------

4.1. Expenditure in foreign currency

- | | | |
|---|-----|-----|
| a) Travel | | |
| b) Remittances and Interest payment to Financial Institutions/Banks in Foreign Currency | Nil | Nil |
| c) Other expenditure: | | |
| - Commission on Sales | | |
| - Legal and Professional Expenses | Nil | Nil |
| - Miscellaneous Expenses | | |


Sr. Accounts Officer

2017
:2:

5. **REMUNERATION TO AUDITORS.**

As Auditors

- Taxation matters
- For Management services
- For certification

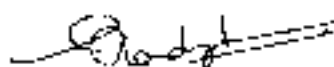
Nil

Nil

Others

6. Corresponding figures for the previous year have been regrouped/Rearranged, wherever necessary.

7. Schedules 1 to 25 are annexed to and form an integral part of the Balance Sheet as at 31-03-2017 and the Income and Expenditure Account for the year ended on that date.



Sr. Accounts Officer

COIR BOARD PENSION FUND
RECEIPTS AND PAYMENTS FOR THE YEAR ENDED 31ST MARCH 2017

Rs In 000

	2016-2017	2015-16	2016-2017	2015-16
Receipts				
Opening Balances				
a) Cash in hand	-	-	63,927	64,818
b) Bank Balances	-	-	-	-
i) In current accounts	-	-	-	-
ii) In deposit accounts	400	11,340	-	-
iii) Savings accounts	-	-	-	-
Grants Received				
a) From Government of India	-	-	-	-
b) From State Government	-	-	-	-
c) From other sources	-	-	-	-
Revenue Purpose				
i) Coir Board (Pension Contn.)	1,08,500	58,500	-	-
Income on Investments from:				
a) Government of India	-	-	-	-
b) State Government	139	-	-	-
c) Other providers of funds	-	-	-	-
Interest Received				
a) On bank deposits	133	-	-	-
b) Loans, Advances etc.	-	-	-	-
Other Income (Specify)				
	-	-	5,222	4,730
Amount Borrowed				
	-	-	-	-
Any other receipts (give details)				
a) Coir Board Non-Plan Fund	681	-	-	-
b) Coir Board New Pension	-	104	-	-
TOTAL	1,09,734	70,683	1,09,734	70,683
Payments				
Expenses				
a) Establishment expenses (corresponding to Schedule 20) (corresponding to Schedule 21)	-	-	63,927	64,818
Payments made against funds for various projects				
Investments and deposits made:				
a) Out of earmarked/endowment funds	-	-	-	-
b) Out of Own Funds (Investments-objects)	-	-	-	-
Expenditure on Fixed Assets & Capital Work-In-Progress				
a) Purchase of Fixed Assets	-	-	-	-
b) Expenditure on Capital Work in Progress	-	-	-	-
Refund of surplus money/Loans				
a) To the Government of India	-	-	-	-
b) To the State Government	-	-	-	-
c) To other providers of funds	-	-	-	-
Finance Charges (Interest)				
Other Payments (Specify)				
a) Expenses Payable	-	-	5,222	4,730
b) Market Development Assistance	-	-	-	-
c) Coir Board New Pension	-	-	315	135
d) Other Advances	-	-	-	-
e) Coir Board Non Plan Fund	-	-	-	-
Closing Balances				
a) Cash in hand	-	-	-	-
b) Bank Balances				
i) In current accounts	-	-	-	-
ii) In deposit accounts	39,270	-	39,270	400
iii) Savings accounts	1,09,734	-	1,09,734	70,683
TOTAL	1,09,734	70,683	1,09,734	70,683

[Signature]
 Sr. Account's Officer

[Signature]
 Secretary

[Signature]
 Chairman

**COIR BOARD
COCHIN**

**M D A (DMD)
2016-2017**

**COIR BOARD MDA (DMD)
BALANCE SHEET AS AT 31-03-2017**

(Rs. In '000)

	Schedule	2016-2017	2015-2016
CORPUS/CAPITAL FUND AND LIABILITIES			
CORPUS/CAPITAL FUND	1	-	-
RESERVES AND SURPLUS	2	-	-
EARMARKED/ENDOWMENT FUNDS	3	1,13,069	1,13,736
SECURED LOANS AND BORROWINGS	4	-	-
UNSECURED LOANS AND BORROWINGS	5	-	-
DEFERRED CREDIT LIABILITIES	6	-	-
CURRENT LIABILITIES AND PROVISIONS	7	20	20
TOTAL		1,13,089	1,13,756
ASSETS			
FIXED ASSETS	8	-	-
INVESTMENTS - FROM EARMARKED/ENDOWMENT FUNDS	9	-	-
INVESTMENTS - OTHERS	10	-	-
CURRENT ASSETS, LOANS ADVANCES ETC	11	1,13,089	1,13,756
MISCELLANEOUS EXPENDITURE (to the extent not written off or adjusted)		-	-
TOTAL		1,13,089	1,13,756
SIGNIFICANT ACCOUNTING POLICIES	24		
CONTINGENT LIABILITIES AND NOTES ON ACCOUNTS	25		

[Signature]
Secretary

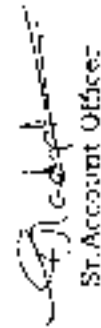
[Signature]
Chairman

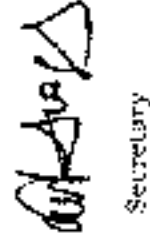
[Signature]
Sh. Accounts Officer

COIR BOARD, MDA, (DMD)
INCOME AND EXPENDITURE ACCOUNT FOR THE YEAR ENDED 31-03-2017

(Rs. In 000)

	Schedule	2016-2017	2015-2016
INCOME			
Income from Sales/Services	12	-	-
Grants/Subsidies	13	-	-
Fees/Subscriptions	24	-	-
Income from Investments (income on Invest.fund earmarked/ endow.funds tied to Fund)	15	-	-
Income from Royalty, Publications etc.	16	-	-
Interest Earned	17	-	-
Other Income	18	-	-
Increase/(decrease) in stock of Finished goods and Work in Progress	19	-	-
T O T A L (A)			
		2016-2017	2015-2016
EXPENDITURE			
Establishment Expenses	20	-	-
Other Administrative Expenses etc	21	-	-
Expenditure on Grants, Subsidies etc	22	-	-
Interest	23	-	-
Depreciation (Net total at the year end - corresponding to schedule B)			
T O T A L (B)			
Balance being excess of Income over Expenditure (A-B)		-	-
Transfer to Special Reserve (Specify each)		-	-
Transfer to/from General Reserve		-	-
BALANCE BEING SURPLUS/(DEFICIT) CARRIED TO CORPUS/CAPITAL FUND			
SIGNIFICANT ACCOUNTING POLICIES	24		
CONTINGENT LIABILITIES AND NOTES ON ACCOUNTS	25		


Sr. Account Officer


Secretary

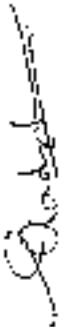

Chairman

COIR BOARD MDA (PMD)

SCHEDULES FORMING PART OF BALANCE SHEET AS AT 31-03-2017

Rsa. Ir. 0009


	2016 2017	2015 2016
<u>SCHEDULE 1 CORPUS/CAPITAL FUND:</u> Balance as at the beginning of the year Add: Contribution towards Corpus / Capital Fund Add/(Deduct): Balance of net income/(expenditure) transferred from the Income and Expenditure A/c		
<u>BALANCE AS AT THE YEAR - END</u>		
<u>SCHEDULE 2 - RESERVES AND SURPLUS:</u>		
<u>1. Capital Reserve</u> As per last Account Addition during the year Less: Deductions during the year		
<u>2. Revaluation Reserve:</u> As per last Account Addition during the year Less: Deductions during the year		
<u>3. Special Reserve:</u> As per last Account Addition during the year Less: Deductions during the year		
<u>4. General Reserve:</u> As per last Account Addition during the year Less: Deductions during the year		
TOTAL		


 Accounts Officer

COIR BOARD MDA (PMDI)
SCHEDULES FORMING PART OF BALANCE SHEET AS AT 31-03-2017

(Rs. in 000)

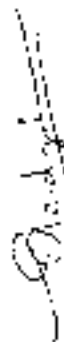
	FUND - WISE BREAK UP		TOTALS	
	MDA (PMDI)	0	2016-2017	2015-2016
<u>SCHEDULE 3- EARMARKED/EMPLOYMENT FUNDS</u>				
a) Opening balance of the funds:	1,13,736	-	1,13,736	1,11,197
b) Additions to the Fund:				
i. Donations/grants	17,868	-	17,868	19,261
ii. Income from investments made on account of funds		-		
iii. Other additions (specify nature)		-		
a) Interest on FI)	3,993	-	3,993	3,967
b) Sales Proceeds		-		
TOTAL (a+b)	1,35,597	-	1,35,597	1,34,425
<u>cf. Utilisation/Expenditure towards objectives of funds:</u>				
i. Capital Expenditure				
Fixed Assets				
Others				40
Total				40
ii. Revenue Expenditure				
Salaries, Wages and Allowances etc				
Rent	1,230	-	1,230	1,172
Other Administrative Expenses	21,298	-	21,298	19,477
Total	22,528	-	22,528	20,649
TOTAL (c)	22,528	-	22,528	20,689
NET BALANCE AS AT THE YEAR END (a+b-c)	1,13,069	-	1,13,069	1,13,736


 Sr. Accounts Officer

COIR BOARD MDA (DMD)

SCHEDULES FORMING PART OF BALANCE SHEET AS AT 31.03.2017

	(Rs. In 000)	
	2016-2017	2015-2016
<u>SCHEDULE 4. SECURED LOANS AND BORROWINGS:</u>		
1. Central Government	-	-
2. State Government (Specify)	-	-
3. Financial Institutions		
a) Term Loans	-	-
b) Interest accrued and due	-	-
4. Banks		
a) Term Loans	-	-
Interest accrued and due	-	-
b) Other Loans (specify)	-	-
Interest accrued and due	-	-
5. Other institutions and Agencies	-	-
6. Debentures and Bonds	-	-
7. Others (Specify)	-	-
TOTAL	-	-



 Sr. Accountant

COIR BOARD MDA (DMD)
SCHEDULES FORMING PART OF BALANCE SHEET AS AT 31-03-2017

(Rs. In 000)

	2016-2017	2015 2016
SCHEDULE 5- UNSECURED LOANS AND BORROWINGS:		
1. Central Government	-	-
2. State Government (Specify)	-	-
3. Financial Institutions	-	-
4. Bank:		
a) Term Loans	-	-
b) Other Loans (Specify)	-	-
5. Other Institutions and Agencies	-	-
6. Debentures and Bonds	-	-
7. Fixed Deposits	-	-
8. Others (Specify) - Subscription	-	-
TOTAL	-	-

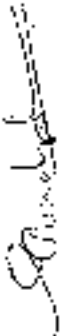
	2016 2017	2015 2016
SCHEDULE 6- DEFERRED CREDIT LIABILITIES:		
a) Acceptances secured by hypothecation of capital equipment and other assets	-	-
b) Others		
ii Hindustan Coa	-	-
TOTAL	-	-


 Sr. Accounts Officer

COIR BOARD MDA (DMD)

SCHEDULES FORMING PART OF BALANCE SHEET AS AT 31-03-2017

	2016-2017	2015-2016	Res. In 000
SCHEDULE 7- CURRENT LIABILITIES AND PROVISIONS			
A. CURRENT LIABILITIES			
1. Acceptances			
2. Sundry Creditors:			
a) For Goods			
b) Others	20	20	20
3. Advances Received			
4. Interest accrued but not due on:			
a) Secured Loan/Borrowings			
b) Unsecured Loan/Borrowings			
5. Statutory Liabilities:			
a) Provident			
b) Others			
6. Other Current Liabilities			
TOTAL (A)	20		20
B. PROVISIONS			
1. For Taxation			
2. Gratuity			
3. Superannuation./ Pension.			
4. Accumulated Leave Encashment			
5. Trade Warranties/Claims			
6. Others (Specify)			
TOTAL (B)			
TOTAL (A+B)	20		20


 Sr. Accounts Officer

COUR BOARD (MIDAJOMBI)
 SCHEDULES FORMING PART OF BALANCE SHEET AS AT 31-03-2017

SCHEDULE B FIELD ASSETS	COSTS		DEPRECIATION		NET BLOCK	
	Cost - Net Book Value at 01-04-2017	Additions during the year	At 31-03-2017	At 01-04-2016	At 31-03-2017	At 31-03-2016
1. LANDS						
2. BUILDINGS						
3. FURNITURE AND FITTINGS						
4. VEHICLES						
5. OFFICE EQUIPMENTS						
6. COMPUTERS & PERIPHERALS						
7. ELECTRIC LINE WORKS						
8. LIBRARY BOOKS						
9. DEBTS FROM SUPPLIERS						
10. DEBTS FROM CUSTOMERS						
11. DEBTS FROM OTHERS						
12. CAPITAL WORKS IN PROGRESS						
13. OTHER ASSETS						
14. TOTAL						

[Signature]
 Sr Accounts Officer


COIR BOARD MDA (DMD)

SCHEDULES FORMING PART OF BALANCE SHEET AS AT 31.03.2017

(Rs. In Crores)

	2016-2017	2015-2016
SCHEDULE 9- INVESTMENTS FROM EARMARKED/ENDOWMENT FUNDS:		
1. Government Securities	-	-
2. Other Approved Securities	-	-
3. Shares	-	-
4. Debentures and Bonds	-	-
5. Subsidiaries and Joint Ventures	-	-
6. Others (to be specified)	-	-
TOTAL	-	-

	2016-2017	2015-2016
SCHEDULE 10- INVESTMENTS - OTHERS:		
1. Government Securities	-	-
2. Other Approved Securities	-	-
3. Shares	-	-
4. Debentures and Bonds	-	-
5. Subsidiaries and Joint Ventures	-	-
6. Others (to be specified)	-	-
TOTAL	-	-



 Sr. Accounts Officer

COIR BOARD MDA (DMD)

SCHEDULES FORMING PART OF BALANCE SHEET AS AT 31-03-2017

[Rs. In 000]

	2016 2017		2015 2016	1,08,877
<u>SCHEDULE 11- CURRENT ASSETS, LOANS, ADVANCES ETC.</u>				
<u>A. CURRENT ASSETS -</u>				
<u>1. Inventories:</u>				
a) Stores and Spares	-	-	-	-
b) Packing Materials	-	-	-	-
c) Loose Tools	-	-	-	-
d) Stock in Trade	-	-	-	-
Finished Goods	-	-	-	-
Work in progress	-	-	-	-
Raw Materials	-	-	-	-
<u>2. Sundry Debtors:</u>				
a) Debts Outstanding for a period exceeding six months	-	-	-	-
b) Others	-	-	-	-
<u>3. Cash Balances in Hand (including cheques/draft and imprest)</u>				
<u>4. Bank Balances:</u>				
<u>a) With Scheduled Banks:</u>				
On Current Accounts	24,969	73,877	73,877	-
On Deposit Accounts (including Margin Money)	45,375	35,000	35,000	-
On Savings Accounts	-	70,344	-	1,08,877
<u>b) With non - Scheduled Banks:-</u>				
On Current Accounts	-	-	-	-
On Deposits Accounts	-	-	-	-
On Savings Accounts	-	-	-	-
<u>5. Post Office Savings Accounts</u>				
	-	-	-	-
TOTAL (A)	70,344	70,344	70,344	1,08,877

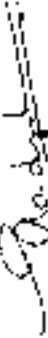

 Sr Accounts Officer

COIR BOARD MDA (DMD)

SCHEDULES FORMING PART OF BALANCE SHEET AS AT 31-03-2017

[Rs. In 000]

	2016-2017	2015-2016
<u>SCHEDULE 11- CURRENT ASSETS, LOANS, ADVANCES ETC:</u>		
<u>B. LOANS, ADVANCES AND OTHER ASSETS:-</u>		
1. <u>Loans</u>	9	9
a) Staff		
b) Other Entities engaged in activities/objectives similar to that of	9	9
c) Others(Specify)		
2. <u>Advances and other amounts recoverable in cash or in kind</u> <u>or for value to be received:</u>		
a) On Capital Account	23	
b) Prepayments		
c) Others	24,311	3,770
3. <u>Income Accrued:</u>		
a) On Investment from Earthed/Endowment Funds	-	-
b) On Investment - Others	-	-
c) On Loans and Advances		
d) Others (Interest accrued on FD)	1,613	1,100
e) Grant Receivable - Plan fund (Includes income due realised - Rs.....)	16,791	1,100
4. <u>Claims Receivable</u>		
TOTAL (B)	42,745	4,879
TOTAL (A+B)	1,13,089	1,13,756


 Sr. Accounts Officer

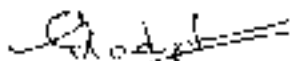
COUR BOARD MDA (DMD)

SCHEDULES FORMING PART OF INCOME & EXPENDITURE FOR THE YEAR ENDED 31-03-2017

Rs. In '000

	2016-2017	2015-2016
SCHEDULE 12- INCOME FROM SALES /SERVICES:		
1. Income from Sales		
a) Sale of Finished Goods		-
b) Sale of Raw Material		-
c) Sale of Scraps		-
2. Income from Services		
a) Labour and Processing Charges		-
b) Professional/Consultancy Services	-	-
c) Agency Commission and Brokerage	-	-
d) Maintenance Services (Equipment/ Property)	-	-
e) Others (Specify)	-	-
TOTAL		

	2016-2017	2015-2016
SCHEDULE 13- GRANTS/SUBSIDIES		
(Invocable Grants & Subsidies Received)		
1. Central Government	-	-
2. State Government(s)	-	-
3. Government Agencies	-	-
4. Institution/Welfare Bodies	-	-
5. International Organisations	-	-
6. Others (Specify)	-	-
TOTAL		

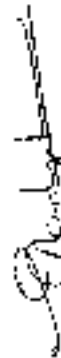

Sr. Accounts Officer

COIR BOARD MDA (DMD)

SCHEDULES FORMING PART OF INCOME & EXPENDITURE FOR THE YEAR ENDED 31-03-2017

Rs. In Lakhs

	2016-2017	2015-2016
<u>SCHEDULE 14- FEES/SUBSCRIPTIONS</u>		
<u>L. Entrance Fees</u>		
1) Entrance Fees	-	-
2) Annual Fees / Subscriptions	-	-
3) Seminar / Program Fee	-	-
4) Consultancy Fee	-	-
5) Others (Specify)	-	-
TOTAL	-	-




Sr Accounts Officer

COIR BOARD MDA (DMD)

SCHEDULES FORMING PART OF INCOME & EXPENDITURE FOR THE YEAR ENDED 31-03-2017

(Rs in 000)

	Investment from	Earmarked Fund	Investment: Others	
	2016-2017	2015-2016	2016-2017	2015-2016
SCHEDULE 15- INCOME FROM INVESTMENTS:				
1. Interest				
a) On Government Securities	-	-	-	-
b) Other Bonds / Debentures	-	-	-	-
2. Dividends				
a) On Shares	-	-	-	-
b) On Mutual Fund Securities	-	-	-	-
3. Rent	-	-	-	-
4 Others (Specify)				
TOTAL	-	-	-	-
TRANSFERRED TO EARMARKED / ENDOWMENT FUNDS				


 Sr Accounts Officer

COIR BOARD MDA (DMD)

SCHEDULES FORMING PART OF INCOME & EXPENDITURE FOR THE YEAR ENDED 31-03-2017

(Rs. In '000)

	2016-2017	2015-2016
<u>SCHEDULE 16. INCOME FROM ROYALTY, PUBLICATION ETC</u>		
1) Income from Royalty	-	-
2) Income from Publications	-	-
3) Others/Specify	-	-
TOTAL		

	2016-2017	2015-2016
<u>SCHEDULE 17. INTEREST EARNED</u>		
1) On Term Deposits -		
a) With Schedule Banks	-	-
b) With Non Schedule Banks	-	-
c) With Institutions	-	-
c) Others	-	-
2) On Savings Accounts:		
a) With Schedule Banks	-	-
b) With Non Schedule Banks	-	-
c) Post Office Savings Accounts	-	-
c) Others	-	-
3) On Loans:		
a) Employees / Staff	-	-
b) Others	-	-
4) Interest on Debtors and Other Receivables	-	-
TOTAL		



Sr. Accounts Officer

COIR BOARD MDA (DMD)

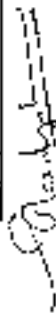
SCHEDULES FORMING PART OF INCOME & EXPENDITURE FOR THE YEAR ENDED 31-03-2017

(Rs. In Crores)

	2016-2017	2015-2016
SCHEDULE 18- OTHER INCOME		
1) Profit on Sale/disposal of Assets:-		
a) Owned Assets	-	-
b) Assets acquired out of grants or received free of cost	-	-
2) Export Incentive Realised	-	-
3) Fees for Miscellaneous Services	-	-
4) Miscellaneous Income	-	-
5) Prior Period Items	-	-
TOTAL	-	-

	2016-2017	2015-2016
SCHEDULE 19. INCREASE/(DECREASE) IN STOCK OF FINISHED GOODS & WORK IN PROGRESS		
a) Closing Stock:-		
Finished Goods	-	-
Work in Progress	-	-
b) Less: Opening Stock:-		
Finished Goods	-	-
Work in Progress	-	-
NET INCREASE/(DECREASE) (a-b)		

	2016-2017	2015-2016
SCHEDULE 20- ESTABLISHMENT EXPENSES		
a) Salaries and Wages	-	-
b) Allowances and Bonus	-	-
c) Contribution to Provident Fund	-	-
d) Contribution to Other Fund (Specify)	-	-
e) Staff Welfare Expenses	-	-
f) Expenses on Employees Retirement and Terminal Benefit	-	-
g) Others (Specify)	-	-
TOTAL	-	-

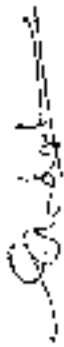

 Sr. Accounts Officer

COIR BOARD MDA (DMD)

SCHEDULES FORMING PART OF INCOME & EXPENDITURE FOR THE YEAR ENDED 31-03-2017

[Pgs. 1th 02/01]

	2016-2017	2015-2016
SCHEDULE 21- OTHER ADMINISTRATIVE EXPENSES		
a) Purchases		
b) Labour and Processing Expenses		
c) Cartage and Cartage Inward		
d) Electricity and Power		
e) Water Charges		
f) Insurance		
g) Repairs and Maintenance		
h) Excise Duty		
ii Rent, Rates and Taxes		
j) Vehicles Running and Maintenance		
k) Postage, Telephone and Communication Charges		
l) Printing and Stationery		
m) Travelling and Conveyance Expenses		
n) Expenses on Seminar / Workshop		
o) Subscription Expenses		
p) Expenses on Fees		
q) Auditors Remuneration		
r) Hospitality Expenses		
s) Professional Charges		
t) Provision for Bad and Doubtful Debts/ Advances		
u) Irrecoverable Balances Written off		
v) Packing Charges		
w) Freight and Forwarding Expenses		
x) Distribution Expenses		
Y) Advertisement and Publicity		
z) Others (Specify)		
TOTAL		


 Sr. Accounts Officer

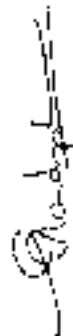
COIR BOARD, MDA (MDM)

SCHEDULE 15A FORMING PART OF INCOME & EXPENDITURE FOR THE YEAR ENDED 31-03-2017

(Rs. In 000)

	2016-2017	2015-2016
SCHEDULE 22 - EXPENDITURE ON GRANTS, SUBSIDIES ETC		
a) Grants given to Institutions / Organisations	-	-
b) Subsidies given to Institutions / Organisations	-	-
TOTAL	-	-

	2016-2017	2015-2016
SCHEDULE 23 - INTEREST		
a) On Fixed Loans	-	-
b) On Other Loans (including Bank Charges)	-	-
c) Others (Special)	-	-
TOTAL	-	-


Sr. Accounts Officer

SCHEDULE 24

SIGNIFICANT ACCOUNTING POLICIES

1. ACCOUNTING CONVENTION

- 1.1 The financial statements are prepared on the basis of historical cost convention, and on the accrual method of accounting except in the case of interest on Savings Bank Account, which is treated as income on cash basis.
- 1.2. The figures in the accounts are presented after rounding off to thousands.
- 1.3 Interest received on Fixed Deposits is treated as income of Earmarked / Endowment Fund.

SCHEDULE 25**CONTINGENT LIABILITIES AND NOTES ON ACCOUNTS**

1. CONTINGENT LIABILITIES Nil

2. CURRENT ASSETS, LOANS AND ADVANCES

In the opinion of the Management, the current assets, loans and advances have a value on realization in the ordinary course of business, equal at least to the aggregate amount shown in the Balance Sheet.

3. TAXATION

In view of there being no taxable income under Income-tax Act 1961, no provision for Income tax has been considered necessary.

4. FOREIGN CURRENCY TRANSACTIONS

2016-2017

(Amount-Rs)

2015-2016

4.1. Expenditure in foreign currency

a) Travel

b) Remittances and Interest payment to Financial Institutions/Banks in Foreign Currency

Nil

Nil

c) Other expenditure:

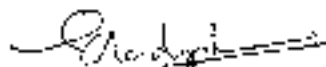
- Commission on Sales

- Legal and Professional Expenses

Nil

Nil

- Miscellaneous Expenses



Sr. Accounts Officer

Contd...2

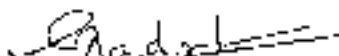
5. REMUNERATION TO AUDITORS:

As Auditors

- Taxation matters		
- For Management services	Nil	Nil
- For certification		
- Others		

6. Corresponding figures for the previous year have been regrouped/Rearranged, wherever necessary

7. Schedules 1 to 25 are annexed to and form an integral part of the Balance Sheet as at **31-03-2017** and the Income and Expenditure Account for the year ended on that date.


Sr. Accounts Officer

**COIR BOARD MDA [DMD]
RECEIPTS AND PAYMENTS FOR THE YEAR ENDED 31ST MARCH 2017**

	(Rs. In 000.)	
	2016 2017	2015 2016
I Opening Balances		
a) Cash in hand	-	-
b) Bank Balances	73,877	35,455
i) In current accounts	35,000	43,827
ii) In deposit accounts		
iii) Savings accounts		
II Grants Received		
a) From Government of India		
b) From State Government		
c) From other sources		
<u>Earmarked/Endow. Funds</u>		
i) Grant from Coir Board	1,077	19,621
III Income on Investments from:		
a) Earmarked/Endow. Funds		
b) Own Funds (Oth. Investment)		
IV Interest Received		
a) On Bank deposits		
b) Loans, Advances etc.		
V Other Income (Specify)		
a) Sales Proceeds		
VI Amount Borrowed		
VII Any other receipts (Give details)		
a) Advance from Coir Fund		
b) Coir Board Non Plan Fund		
c) Grant Receivable		
d) Interest accrued on FD	3,314	3,367
e) Hindustan Coir		
f) Coir Board CVY		
g) Other Advance Received	606	7
TOTAL	1,13,874	1,38,711
Payments		
I Expenses		
a) Establishment expenses		
i) corresponding to Schedule 201		
ii) corresponding to Schedule 211		
II Payments made against funds for various projects		
a) Expenses Against Earmarked Funds	22,468	20,474
III Investments and deposits made		
a) Out of Earmarked/Endowment funds		
b) Out of Own Funds (Investments-others)		
IV Expenditure on Fixed Assets & Capital Work-in-Progress		
a) Purchase of Fixed Assets		
b) Expenditure on Capital Work in Progress		40
V Refund of surplus money/Loans		
a) To the Government of India		
b) To the State Government		
c) To other providers of funds		
Finance Charges (Interest)		
Other Payments (Specify)		
a) Advance to Coir Fund		8,152
b) Hindustan Coir		
c) Coir Board NON PLAN		
d) Other Advances	21,042	1,168
Closing Balances		
a) Cash in hand		
b) Bank Balances		
i) In current account	24,969	73,877
ii) In deposit accounts	45,375	35,000
iii) Savings accounts		
TOTAL	1,13,874	1,38,711

[Signature]

Sr. Accounts Officer

[Signature]

Secretary

[Signature]

Chairman

- 142 -

**COIR BOARD
COCHIN**

**COIR UDYAMI
YOJANA (CUY)
2016-2017**

**COIR BOARD - COIR UDYAMI YOJANA (CUI)
BALANCE SHEET AS AT 31-03-2017**

(Rs. in 000)

	Schedule	2016-2017	2015-2016
<u>COITUE/CAPITAL FUND AND LIABILITIES</u>			
COITUE/CAPITAL FUND	1	-	-
RESERVES AND SURPLUS	2	-	-
EARMARKED/ENDOWMENT FUNDS	3	20,039	20,166
SECURED LOANS AND BORROWINGS	4	-	-
UNSECURED LOANS AND BORROWINGS	5	-	-
DEFERRED CREDIT LIABILITIES	6	-	-
CURRENT LIABILITIES AND PROVISIONS	7	-	-
TOTAL		20,039	20,166
<u>ASSETS</u>			
FIXED ASSETS	8	-	-
INVESTMENTS - FROM EARMARKED/ENDOWMENT FUNDS	9	-	-
INVESTMENTS - OTHERS	10	-	-
CURRENT ASSETS, LOANS ADVANCES ETC	11	20,039	20,166
MISCELLANEOUS EXPENDITURE (to the extent not written off or adjusted)		-	-
TOTAL		20,039	20,166
SIGNIFICANT ACCOUNTING POLICIES	24		
CONTINGENT LIABILITIES AND NOTES ON ACCOUNTS	25		

Subhash
Secretary

Pradyumn
Chairman

Sr. Accounts Officer
Sr. Accounts Officer

COIR BOARD - COIR UDYAMI YOJANA (CUI)
ACCOUNT AND FINANCIAL STATEMENT ACCOUNT FOR THE YEAR ENDED 31-03-2017

(Rs. In 000)
 2015-2016

	2016-2017	2015-2016
INCOME		
Income from Sales/Services		
Grants/Subsidies		
Fees/Subscriptions		
Income from investments (income on invest from cancelled/ endowments tried to Fund)		
Income from Royalty, Publications etc.		
Interest Earned		
Other Income		
Increase/(decrease) in stock of finished goods and Work in Progress		
T O T A L (A)		
EXPENDITURE		
Establishment Expenses		
Other Administrative Expenses etc		
Expenditure on Grants, Subsidies etc		
Interest		
Depreciation (Net total at the year end - corresponding to schedule 8)		
T O T A L (B)		
(Balance being excess of Income over Expenditure (A-B))		
Transfer to Special Reserve (Specify each)		
Transfer to/from General Reserve		
BALANCE BEING SURPLUS/(DEFICIT) CARRIED TO CORPUS/CAPITAL FUND		
SIGNIFICANT ACCOUNTING POLICIES		
CONTINGENT LIABILITIES AND NOTES ON ACCOUNTS		

12
13
14
15
16
17
18
19
20
21
22
23
24
25

[Signature]
 Chairman

[Signature]
 Secretary

[Signature]
 Sr. Account Officer

COIR BOARD - COIR UDYAMI YOJANA (CUY)
SCHEDULES FORMING PART OF BALANCE SHEET AS AT 31-03-2017

Rs. in 000)

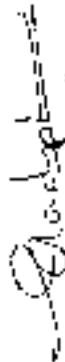
	2016-2017	2015-2016
<u>SCHEDULE 1. CORPUS/CAPITAL FUND:</u> Balance as at the beginning of the year Add: Contribution towards Corpus/Capital Fund Add/(Deduct): Balance of net income/(expenditure) transferred from the Income and Expenditure A/c		
<u>BALANCE AS AT THE YEAR END</u>		
<u>SCHEDULE 2. RESERVES AND SURPLUS:</u>		
<u>1. Capital Reserve:</u> As per last Account Addition during the year Less: Deductions during the year		
<u>2. Revaluation Reserve:</u> As per last Account Addition during the year Less: Deductions during the year		
<u>3. Special Reserve:</u> As per last Account Addition during the year Less: Deductions during the year		
<u>4. General Reserve:</u> As per last Account Addition during the year Less: Deductions during the year		
TOTAL		

[Signature]
Sr. Accounts Officer

COURT BOARD - COFE UDIYAMI YOJANA (CUIY)
SCHEDULES FORMING PART OF BALANCE SHEET AS AT 31-03-2017

(Rs. in 000)

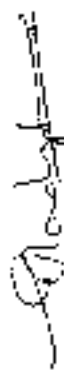
	FUND-WISE BREAK UP		TOTALS	
	REMOI	2016-2017	2015-2016	2016-2017
<u>SCHEDULE 3 EARMARKED/ENDOWMENT FUNDS</u>				
a) Opening balance of the funds:				
b) Additions to the fund:				
i. Donations/grants	20,166	20,166	59,719	59,719
ii. Income from investments made on account of funds				
iii. Other additions (specify nature)	1,31,100	1,31,100	68,763	68,763
a) interest on SF			1,136	1,136
b) Interest on FD			2,079	2,079
TOTAL (a+b)	1,51,266	1,51,266	1,31,697	1,31,697
c) <u>Utilisation/Expenditure towards objectives of funds:</u>				
i. Capital Expenditure				
Fixed Assets				
Others				
Total			1,05,124	1,05,124
ii. Revenue Expenditure				
Salaries, Wages and Allowances etc				
Rent				
Other Administrative Expenses	1,31,227	1,31,227	6,407	6,407
Total	1,31,227	1,31,227	6,407	6,407
TOTAL (c)	1,31,227	1,31,227	1,11,531	1,11,531
NET BALANCE AS AT THE YEAR END (a+b-c)	20,039	20,039	20,166	20,166


 Sr. Accounts Officer

CCM/2017/11 - CCM UPRAMI YOJANA (CUM)
SCHEDULES FORMING PART OF BALANCE SHEET AS AT 31 03-2017

(Rs. In 000)

	2016-2017		2015-2016	
1. SECURED LOANS AND BORROWINGS:				
1. Central Government				
2. State Government (Specify)				
3. Financial Institutions				
a) Term loans				
b) Interest accrued and due				
4. Banks				
a) Term Loans				
Interest accrued and due				
b) Other Loans (specify)				
Interest accrued and due				
5. Other Institutions and Agencies				
6. Debentures and Bonds				
7. Others (Specify)				
TOTAL				

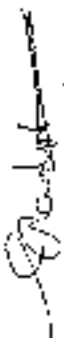

 Sr. Accounts Officer

COIR BOARD - COIR UDYAMI YOJANA (CUY)
SCHEDULES FORMING PART OF BALANCE SHEET AS AT 31-03-2017

[Rs. in 000]
 2015-2016

	2016-2017	2015-2016
<u>SCHEDULE 5. SECURED LOANS AND BORROWINGS:</u>		
1. Central Government		
2. State Government (Specify)		
3. Financial Institutions		
4. Bank		
a) Term Loans		
b) Other Loans (Specify)		
5. Other Institutions and Agencies		
6. Debentures and Bonds		
7. Fixed Deposits		
8. Others (Specify)		
TOTAL		

	2016-2017	2015-2016
<u>SCHEDULE 6. DEFERRED CREDIT LIABILITIES:</u>		
a) Acceptances secured by hypothecation of capital equipment and other assets		
b) Others		
i) Coir Board MDA Fund		
ii) Plan A/c.		
TOTAL		


 Sr. Accounts Officer

COIR BOARD - COIR UDYAMI YOJANA (CUY)
SCHEDULES FORMING PART OF BALANCE SHEET AS AT 31-03-2017

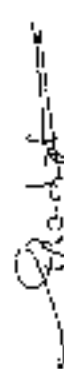
iRs In 000.

	2016-2017	2015-2016
<u>SCHEDULE 7- CURRENT LIABILITIES AND PROVISIONS</u>		
<u>A. CURRENT LIABILITIES</u>		
1. Acceptances	-	-
2. Sundry Creditors:		
a) For Goods	-	-
b) Others	-	-
3. Advances Received	-	-
4. Interest accrued but not due on:		
a) Secured Loan/Borrowings	-	-
b) Unsecured Loan/Borrowings	-	-
5. Statutory Liabilities:		
a) Overdue	-	-
b) Others	-	-
6. Other Current Liabilities	-	-
TOTAL (A)	-	-
<u>B. PROVISIONS</u>		
1. For Taxation:	-	-
2. Gratuity	-	-
3. Superannuation/Pension	-	-
4. Accumulated Leave Encashment	-	-
5. Trade Warranties/Claims	-	-
6. Others (Specify)	-	-
TOTAL (B)	-	-
TOTAL (A+B)	-	-

S. Lakshmi
 Sr Accounts Officer

COIR BOARD - COIR UDYAMI YOJANA (CUI)
SCHEDULE'S FORMING PART OF BALANCE SHEET AS AT 31-03-2017

DESCRIPTIONS	GROSS BLOCK			DEPRECIATION			NET BLOCK		
	Cost/valuation as at 01-04-2016	Additions during the year	Reductions during the year	Cost/valuation as at 31-03-2017	As at 01-04-2016	On Additions during the year	On Deductions during the year	As on 31-03-2017	As on 31-03-2016
SCHEDULE 6 - FIXED ASSETS									
A. <u>FIXED ASSETS</u>									
1. <u>LAND</u>									
a) Freehold									
b) Leasehold									
2. <u>BUILDINGS</u>									
a) Co. Freehold Land									
b) Co. Leasehold Land									
c) Ownership Share / Interest									
d) Superstructure on land not belonging to the entity									
3. Plant, Machinery and Equipment									
4. Vehicles									
5. Furniture and Fixtures									
6. Office Equipments									
7. Computer/Peripherals									
8. Electric Installations									
9. Library Books									
10. Tubewells & W. Supply									
11. Other Fixed Assets									
TOTAL OF CURRENT YEAR PREVIOUS YEAR									
B. CAPITAL WORK IN PROGRESS									
TOTAL									


 Sr Accounts Officer

COIR BOARD - COIR UDYAMI YOJANA (CUY)
SCHEDULES FORMING PART OF BALANCE SHEET AS AT 31-03-2017

	(Rs. In 000)	
	2016-2017	2015-2016
<u>SCHEDULE 9- INVESTMENTS FROM EARMARKED/ENDOWMENT FUNDS:</u>		
1. In Government Securities		
2. Other Approved Securities		
3. Shares		
4. Debentures and Bonds		
5. Subsidiaries and Joint Ventures		
6. Others (to be specified)		
TOTAL		

141

	2016-2017	2015-2016
<u>SCHEDULE 10- INVESTMENTS - OTHERS:</u>		
1. In Government Securities		
2. Other Approved Securities		
3. Shares		
4. Debentures and Bonds		
5. Subsidiaries and Joint Ventures		
6. Others (to be specified)		
TOTAL		

S. Anand
 Sr. Accounts Officer

COIR BOARD - COIR UDYAMI YOJANA [CUY]
SCHEDULES FORMING PART OF BALANCE SHEET AS AT 31-03-2017

	2016-2017		2015-2016		Rs. In 0000
<u>SCHEDULE 11. CURRENT ASSETS, LOANS, ADVANCES ETC.</u>					
<u>A. CURRENT ASSETS:-</u>					
1. <u>Inventories:</u>					
a) Stores and Spares					
b) Packing Materials					
c) Loose Tools					
d) Stock in Trade					
Finished Goods					
Work in progress					
Raw Materials					
2. <u>Sundry Debtors:</u>					
a) Debtors Outstanding for a period exceeding six months					
b) Others					
3. <u>Cash Balances in Hand (including cheques/draft and imprest)</u>					
4. <u>Bank Balances:</u>					
a) <u>With Scheduled Banks:</u>					
On Current Accounts					
On Deposit Accounts (including Margin Money)					
On Savings Accounts	6,290	6,490	4,730	4,730	
b) <u>With non - Scheduled Banks:</u>					
On Current Accounts					
On Deposits Accounts					
On Savings Accounts					
5. <u>Post Office Savings Accounts</u>					
TOTAL (A)		6,290		4,730	


Sd/-
Accounts Officer

COIR BOARD - COIR UDYAMI YOJANA (CUY)

SCHEDULES FORMING PART OF BALANCE SHEET AS AT 31-03-2017

[Rs. In 000]

	2016-2017	2015-2016	2015-2016
SCHEDULE 11- CURRENT ASSETS, LOANS, ADVANCES ETC:			
B. LOANS, ADVANCES AND OTHER ASSETS:-			
1. <u>Loans</u>			
a) Staff	-	-	-
b) Other Entities engaged in activities/objectives similar to that of the E	-	-	-
c) Others(Specify)	-	-	-
2. <u>Advances and other amounts recoverable in cash or in kind</u> or for value to be received:			
a) On Capital Account	11,419	11,419	15,436
b) Prepayments			
c) Others	2,330	6,017	15,436
3. <u>Income Accrued:</u>			
a) On Investment from Earmarked/Endowment Funds	-	-	-
b) On Investment - Others	-	-	-
c) On Loans and Advances	-	-	-
d) Others (i) Interest Accrued on FDI (ii) Includes income due realised - Rs.....)	-	-	-
4. <u>Claims Receivable</u>			
TOTAL (B)	13,749	13,749	15,436
TOTAL (A+B)	20,039	20,039	20,166


 Sr. Accounts Officer

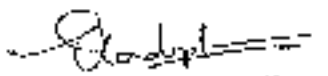
COIR BOARD - COIR UDYAMI YOJANA (CUY)

SCHEDULES FORMING PART OF INCOME & EXPENDITURE FOR THE YEAR ENDED 31-03-2017

(Rs. In 000)

	2016-2017	2015-2016
<u>SCHEDULE 12- INCOME FROM SALES / SERVICES:</u>		
1. Income from Sales		
a) Sale of Finished Goods	-	-
b) Sale of Raw Material	-	-
c) Sale of Scraps	-	-
2. Income from Services		
a) Labour and Processing Charges	-	-
b) Professional/Consultancy Services	-	-
c) Agency Commission and Brokerage	-	-
d) Maintenance Services (Equipment/Property)	-	-
e) Others (Specify)	-	-
TOTAL	-	-

	2016-2017	2015-2016
<u>SCHEDULE 13. GRANTS/SUBSIDIES</u>		
(Irrevocable Grants & Subsidies Received)		
1. Central Government	-	-
2. State Government(s)	-	-
3. Government Agencies	-	-
4. Institution/Welfare Bodies	-	-
5. International Organisations	-	-
6. Others (Specify)	-	-
TOTAL		

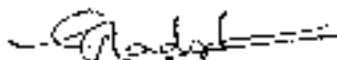

Sr. Accounts Officer

COIR BOARD - COIR UDYAMI YOJANA (CUY)

SCHEDULES FORMING PART OF INCOME & EXPENDITURE FOR THE YEAR ENDED 31-03-2017

(Rs. In 000)

	2016-2017	2015-2016
SCHEDULE 14- FEES/SUBSCRIPTIONS		
1) Entrance Fees		-
2) Annual Fees / Subscriptions	-	-
3) Seminar / Program Fee	-	-
4) Consultancy Fee	-	-
5) Others(Specify)		-
TOTAL		


Sr Accounts Officer

COIR BOARD - COIR UDYAMI YOJANA (CUY)

SCHEDULES FORMING PART OF INCOME & EXPENDITURE FOR THE YEAR ENDED 31 03 2017

(Rs. In 000)

	Investment from Earmarked Fund		Investment Others	
	2016-2017	2015-2016	2016-2017	2015-2016
<u>SCHEDULE 15- INCOME FROM INVESTMENTS:</u>				
1. Interest				
a) On Government Securities		-	-	-
b) Other Bonds / Debentures	-	-	-	-
2. Dividends				
a) On Shares		-	-	-
b) On Mutual Fund Securities		-	-	-
3. Rent		-	-	-
4. Others (Specify)				
TOTAL				
TRANSFERRED TO EARMARKED / ENDOWMENT FUNDS				



Sr. Accounts Officer

COIR BOARD - COIR UDYAMI YOJANA (CUY)

SCHEDULES FORMING PART OF INCOME & EXPENDITURE FOR THE YEAR ENDED 31-03-2017

(Rs. In 000)

	2016-2017	2015-2016
<u>SCHEDULE 16- INCOME FROM ROYALTY, PUBLICATION ETC</u>		
1) Income from Royalty	-	-
2) Income from Publications	-	-
3) Others(Specify)		
TOTAL		

	2016-2017	2015-2016
<u>SCHEDULE 17- INTEREST EARNED</u>		
1) On Term Deposits:-		
a) With Schedule Banks		
b) With Non Schedule Banks		
c) With Institutions		
d) Others		
2) On Savings Accounts:-		
a) With Schedule Banks		
b) With Non Schedule Banks		
c) Post Office Savings Accounts		
d) Others		
3) On Loans:		
a) Employees / Staff		
b) Others		
4) interest on Debtors and Other Receivables		
TOTAL		

[Signature]

Sr. Accounts Officer

COIR BOARD - COIR UDYAMI YOJANA (CIUY)

SCHEDULES FORMING PART OF INCOME & EXPENDITURES FOR THE YEAR ENDED 31-03-2017

	2016-2017	2015-2016
SCHEDULE 18 OTHER INCOME		
1) Profit on Sale/disposal of Assets:		
a) Owned Assets		
b) Assets acquired out of grants or received free of cost		
2) Export Incentive Realised		
3) Fees for Miscellaneous Services		
4) Miscellaneous Income		
5) Prior Period Income		
TOTAL		

	2016-2017	2015-2016
SCHEDULE 19- INCREASE/(DECREASE) IN STOCK OF FINISHED GOODS & WORK IN PROGRESS		
a) Closing Stock:		
Finished Goods		
Work in Progress		
b) Less: Opening Stock:		
Finished Goods		
Work in Progress		
NET INCREASE/(DECREASE) (a-b)		

	2016-2017	2015-2016
SCHEDULE 20- ESTABLISHMENT EXPENSES		
a) Salaries and Wages		
b) Allowances and Donuts		
c) Contribution to Provident Fund		
d) Contribution to Other Fund (Specify)		
e) Staff Welfare Expenses		
f) Expenses on Employees Retirement and Terminal Benefit		
g) Others (Specify)		
TOTAL		

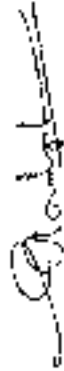
Sr. Accounting Officer

COIR BOARD - COIR UDYAMI YOJANA (CUY)

SCHEDULES FORMING PART OF INCOME & EXPENDITURE FOR THE YEAR ENDED 31-03-2017

(Rs. In 000)

	2016-2017	2015-2016
<u>SCHEDULE 21- OTHER ADMINISTRATIVE EXPENSES</u>		
a) Purchases	-	-
b) Labour and Processing Expenses	-	-
c) Cartage and Carriage Inward	-	-
d) Electricity and Power	-	-
e) Water Charges	-	-
f) Insurance	-	-
g) Repairs and Maintenance	-	-
h) Excise Duty	-	-
i) Rent, Rates and Taxes	-	-
j) Vehicles Running and Maintenance	-	-
ki) Postage, Telephone and Communication Charges	-	-
l) Printing and Stationary	-	-
m) Travelling and Conveyance Expenses	-	-
n) Expenses on Seminar / Workshop	-	-
o) Subscription Expenses	-	-
p) Expenses on Fees	-	-
q) Auditors Remuneration	-	-
r) Hospitality Expenses	-	-
s) Professional Charges	-	-
t) Provision for Bad and Doubtful Debts/ Advances	-	-
u) Irrecoverable Balances Written-off	-	-
v) Packing Charges	-	-
w) Freight and Forwarding Expenses	-	-
x) Distribution Expenses	-	-
y) Advertisement and Publicity	-	-
z) Others (Specify)	-	-
TOTAL	-	-

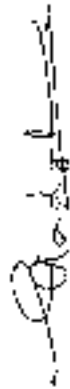

 Sr. Accounts Officer

COIR BOARD - COIR UDYAMI YOJANA (CUTY)

SCHEDULES FORMING PART OF INCOME & EXPENDITURE FOR THE YEAR ENDED 31-03-2017

	(Rs. In 000)	
	2016-2017	2015-2016
SCHEDULE 22. EXPENDITURE ON GRANTS, SUBSIDIES ETC		
a) Grants given to Institutions / Organisations		
b) Subsidies given to Institutions / Organisations	-	-
TOTAL		

	2016-2017	2015-2016
SCHEDULE 23. INTEREST		
a) On Fixed Loans		
b) On Other Loans (including Bank Charges)	-	-
c) Others (Specify)	-	-
TOTAL		



Sr. Accounts Officer

59

COIR BOARD – COIR UDYAMI YOJANA (CUY)

SCHEDULE 24

SIGNIFICANT ACCOUNTING POLICIES

1. ACCOUNTING CONVENTION

- 1.1 The financial statements are prepared on the basis of historical cost convention, and on the accrual method of accounting except in the case of interest on Savings Bank Account which is treated as income on cash basis.
- 1.2 REMOY scheme is treated as Earmarked / Endowment Fund.
- 1.3 The figures in the accounts are presented after rounding off to thousands.
- 1.4 Interest received on Savings Bank Account and Fixed Deposit are treated as income of Earmarked / Endowment Fund.

2. GOVERNMENT GRANTS/SUBSIDIES

Government grants/subsidy is accounted on realization basis.

SCHEDULE 25

CONTINGENT LIABILITIES AND NOTES ON ACCOUNTS

1. CONTINGENT LIABILITIES

Nil

2. CURRENT ASSETS, LOANS AND ADVANCES

In the opinion of the Management, the current assets, loans and advances have a value on realization in the ordinary course of business, equal at least to the aggregate amount shown in the Balance Sheet.

3. TAXATION

In view of there being no taxable income under Income-tax Act 1961, no provision for income tax has been considered necessary.

4. FOREIGN CURRENCY TRANSACTIONS

2016-2017

(Amount:Rs)

2015-2016

d.1. Expenditure in foreign currency

a) Travel

b) Remittances and Interest payment to Financial Institutions/Banks in Foreign Currency

Nil

Nil

c) Other expenditure:

- Commission on Sales

- Legal and Professional Expenses

Nil

Nil

- Miscellaneous Expenses


SI Accounts Officer

Contd...2

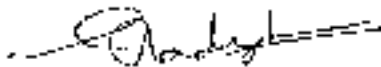
5. REMUNERATION TO AUDITORS:

As Auditors

- Taxation matters
- For Management services Nil Nil
- For certification
- Others

6. Corresponding figures for the previous year have been regrouped/Rearranged, wherever necessary.

7. Schedules 1 to 25 are annexed to and form an integral part of the Balance Sheet as at **31-03-2017** and the Income and Expenditure Account for the year ended on that date.


Sr Accounts Officer

**COIR BOARD - COIR UDYAMI YOJANA (CUY)
RECEIPTS AND PAYMENTS FOR THE YEAR ENDED 31ST MARCH 2017**

[Rs. In 000]

Receipts	2016-2017	2015-2016	Payments	2016-2017	2015-2016
I Opening Balances			I Expenses		
a) Cash in hand	-	-	a) Establishment expenses (corresponding to Schedule 20)	-	-
b) Bank Balances	-	-	(corresponding to Schedule 21)	-	-
ii) In current accounts	-	-	II Payments made against funds for various projects		
iii) Savings accounts	4,730	23,449	a) Expenses Against earmarked Funds	1,27,963	1,10,087
II Grants Received			III Investments and deposits made		
a) From Government of India			a) Out of Earmarked/Endowment funds		
b) Earmarked/Endow. Funds	1,31,100	68,763	b) Out of Own funds (Investments-others)		
c) From State Government			IV Expenditure on Fixed Assets & Capital Work-in-Progress		
d) From other sources			a) Purchase of Fixed Assets		
III Income on Investments from			b) Expenditure on Capital Work in Progress		
a) Earmarked/Endow. Funds			V Refund of surplus money/Loans		
b) Own Funds (Oth. Investment)			a) To the Government of India		
IV Interest Received			b) To the State Government		
a) On Bank deposits		4,543	c) To other providers of funds		
b) Loans, Advances etc			Finance Charges (interest)		
V Other Income (Specify)			Other Payments (Specify)		
VI Amount Borrowed			a) Other Advances	3,178	
VII Any other receipts (give details)			b) Coir Board MDA Fund		
a) Coir Board CUY		1,17	c) Coir Board Non Plan		
b) Interest Accrued on FD			Closing Balances		
c) Deposit Matured		15,000	a) Cash in hand		
d) Other Advance	1,001	109	b) Bank Balances		
e) Coir Board - Non Plan		2,836	i) In current account		
			ii) In deposit accounts		
			iii) Savings accounts		
TOTAL	1,37,431	1,14,817	TOTAL	1,37,431	1,14,817

S. Anand
Sr. Accounts Officer

Anand
Secretary

S. Anand
Chairman

165

**COIR BOARD
COCHIN**

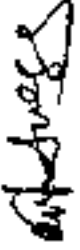
**S F U R T I
2016-2017**

COIR BOARD SFURTI

BALANCE SHEET AS AT 31-03-2017

(Rs. In 000)

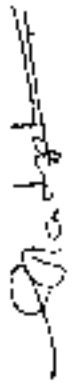
	Schedule	2016-2017	2015-2016
CORPUS/CAPITAL FUND AND LIABILITIES			
CORPUS/CAPITAL FUND	1		
RESERVES AND SURPLUS	2	-	-
EARMARKED/ENDOWMENT FUNDS	3	5,63,116	3,55,784
SECURED LOANS AND BORROWINGS	4	-	
UNSECURED LOANS AND BORROWINGS	5	-	
DEFERRED CREDIT LIABILITIES	6	-	-
CURRENT LIABILITIES AND PROVISIONS	7	222	
TOTAL		5,63,338	3,55,784
A S S E T S		2016-2017	2015-2016
FIXED ASSETS	8	-	-
INVESTMENTS - FROM EARMARKED/ENDOWMENT FUNDS	9	-	-
INVESTMENTS - OTHERS	10	-	-
CURRENT ASSETS, LOANS ADVANCES ETC	11	5,63,338	3,55,784
MISCELLANEOUS EXPENDITURE (to the extent not written off or adjusted)			-
TOTAL		5,63,338	3,55,784
SIGNIFICANT ACCOUNTING POLICIES	24		
CONTINGENT LIABILITIES AND NOTES ON ACCOUNTS	25		



Secretary



Chairman

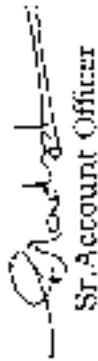


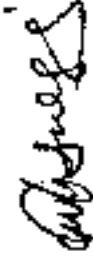
Sr. Accounts Officer

**COIR BOARD SFURTI
INCOME AND EXPENDITURE ACCOUNT FOR THE YEAR ENDED 31-03-2017**

(Rs. In 000)

	Schedule	2016-2017	2015-2016
INCOME			
Income from Sales/Services	12	-	-
Grants/Subsidies	13	-	-
Fees/Subscriptions	14	-	-
Income from Investments (income on invest from earmarked/ endow funds tied to Fund)	15	-	-
Income from Royalty, Publications etc.	16	-	-
Interest Earned	17	-	-
Other Income	18	-	-
Increase/(decrease) in stock of Finished goods and Work in Progress	19	-	-
T O T A L (A)			
EXPENDITURE			
Establishment Expenses	20	-	-
Other Administrative Expenses etc	21	-	-
Expenditure on Grants, Subsidies etc	22	-	-
Interest	23	-	-
Depreciation (Net total at the year end - corresponding to schedule 8)			
T O T A L (B)			
Balance being excess of Income over Expenditure (A-B)			
Transfer to Special Reserve (Specify each)			
Transfer to/from General Reserve			
BALANCE BEING SURPLUS(DEFICIT) CARRIED TO CORPUS/CAPITAL FUND			
SIGNIFICANT ACCOUNTING POLICIES	24		
CONTINGENT LIABILITIES AND NOTES ON ACCOUNTS	25		


Sr. Account Officer



Secretary



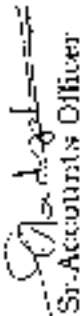
Chairman

COIR BOARD SFURTI

SCHEDULES FORMING PART OF BALANCE SHEET AS AT 31-03-2017

(Rs. In 000)

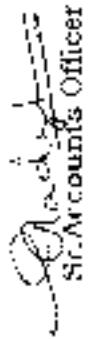
	2016-2017		2015-2016
SCHEDULE 1- CORPUS/CAPITAL FUND:			
Balance as at the beginning of the year	-	-	-
Add: Contribution towards Corpus/ Capital Fund	-	-	-
Add/(Deduct): Balance of net income/(expenditure) transferred from the Income and Expenditure A/c	-	-	-
BALANCE AS AT THE YEAR - END			
SCHEDULE 2- RESERVES AND SURPLUS:			
<u>1. Capital Reserve:</u>			
As per last Account	-	-	-
Addition during the year	-	-	-
Less: Deductions during the year	-	-	-
<u>2. Revaluation Reserve:</u>			
As per last Account	-	-	-
Addition during the year	-	-	-
Less: Deductions during the year	-	-	-
<u>3. Special Reserve:</u>			
As per last Account	-	-	-
Addition during the year	-	-	-
Less: Deductions during the year	-	-	-
<u>4. General Reserve:</u>			
As per last Account	-	-	-
Addition during the year	-	-	-
Less: Deductions during the year	-	-	-
TOTAL			


 Sr. Accounts Officer

COIR BOARD SFURTI
SCHEDULES FORMING PART OF BALANCE SHEET AS AT 31-03-2017

(Rs. in '000)

	FUND-WISE BREAK UP			TOTALS	
	SHURTI	2016-2017	2015-2016	2016-2017	2015-2016
SCHEDULE 3- EARMARKED/ENDOWMENT FUNDS					
a) Opening balance of the funds:	3,55,784	-	-	3,55,784	3,90,300
b) Additions to the Fund:	2,12,598	-	-	2,12,598	1,65,038
i. Donations/grants	-	-	-	-	-
ii. Income from investments made on account of funds	-	-	-	-	-
iii. Other additions (specify nature)	2,497	-	-	2,497	278
a) interest on SB	-	-	-	-	6,245
b) interest on FI	-	-	-	-	-
TOTAL (a+b)	5,70,879	-	-	5,70,879	3,57,863
c) Utilisation/Expenditure towards objectives of funds:					
i. Capital Expenditure					
Fixed Assets	-	-	-	-	-
Others	-	-	-	-	-
Total	-	-	-	-	-
ii. Revenue Expenditure					
Salaries, Wages and Allowances etc	-	-	-	-	-
Rent	-	-	-	-	-
Other Administrative Expenses	7,763	-	-	7,763	2,077
Total	7,763	-	-	7,763	2,077
TOTAL (c)	7,763	-	-	7,763	2,077
NET BALANCE AS AT THE YEAR-END(a+b-c)	5,63,116	-	-	5,63,116	3,55,784


 Sr. Accounts Officer

COIR BOARD SFURTI

SCHEDULES FORMING PART OF BALANCE SHEET AS AT 31-03-2017

(Rs. In 000)

	2016-2017	2015-2016
<u>SCHEDULE 4- SECURED LOANS AND BORROWINGS:</u>		
1. Central Government		
2. State Government (Specify)		
3. Financial Institutions		
a) Term Loans	-	-
b) Interest accrued and due	-	-
4. Banks:		
a) Term Loans		
Interest accrued and due	-	-
b) Other Loans (specify)		
Interest accrued and due	-	-
5. Other Institutions and Agencies		
6. Debentures and Bonds		
7. Others (Specify)		
TOTAL		


 Sr. Accounts Officer

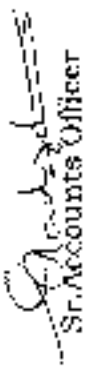
COIR BOARD STURTI

SCHEDULES FORMING PART OF BALANCE SHEET AS AT 31-03-2017

[Rs. In 000]

	2016-2017	2015-2016
SCHEDULE 5- UNSECURED LOANS AND BORROWINGS:		
1. Central Government	-	-
2. State Government (Specify)	-	-
3. Financial Institutions	-	-
4. Bank:		
a) Term Loans	-	-
b) Other Loans (Specify)	-	-
5. Other Institutions and Agencies	-	-
6. Debentures and Bonds	-	-
7. Fixed Deposits	-	-
8. Others (Specify) - Subscription	-	-
TOTAL		

	2016-2017	2015-2016
SCHEDULE 6- DEFERRED CREDIT LIABILITIES:		
a) Acceptances secured by hypothecation of capital equipment and other assets		
b) Others	-	-
TOTAL		

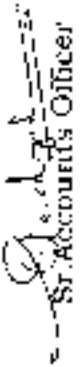

Sr. Accounts Officer

COIR BOARD SFURTI

SCHEDULES FORMING PART OF BALANCE SHEET AS AT 31-03-2017

(Rs. In 000)

	2016-2017	2015-2016
<u>SCHEDULE 7- CURRENT LIABILITIES AND PROVISIONS</u>		
<u>A. CURRENT LIABILITIES</u>		
1. Acceptances	-	-
2. Sundry Creditors:		
a) For Goods	-	-
b) Others	-	-
3. Advances Received	-	-
4. Interest accrued but not due on:		
a) Secured Loan/Borrowings	-	-
b) Unsecured Loan/Borrowings	-	-
5. Statutory Liabilities:		
a) Overdue	-	-
b) Others	-	-
6. Other Current Liabilities	222	222
TOTAL (A)	222	222
<u>B. PROVISIONS</u>		
1. For Taxation	-	-
2. Gratuity	-	-
3. Superannuation/Pension	-	-
4. Accumulated Leave Encashment	-	-
5. Trade Warranties/Claims	-	-
6. Others (Specify)	-	-
TOTAL (B)	-	-
TOTAL (A+B)	222	-



 Sr. Accounts Officer

COIR BOARD SFURTI

SCHEDULES FORMING PART OF BALANCE SHEET AS AT 31-03-2017

CS Ir 2001

DESCRIPTIONS	GROSS BLOCK			DEPRECIATION			NET BLOCK	
	Cost/valuation as at 01-04-2016	Additions during the year	Deductions during the year	Cost/valuation as at 31-03-2017	As at 01-04-2016	Allocations during the year	On 31-03-2017	As on 31-03-2016
SCHEDULE B - FIXED ASSETS								
DESCRIPTIONS								
A. FIXED ASSETS:								
LAND								
a) Freehold								
b) Leasehold								
B. BUILDINGS:								
a) On Freehold Land								
b) On Leasehold Land								
c) Ownership Flats / Premises								
d) Superstructure on land not belonging to the entity								
3. Plant, Machinery and Equipment								
4. Vehicles								
5. Furniture and Fixtures								
6. Office Equipments								
7. Computer/Peripherals								
8. Electric Installations								
9. Library Books								
10. Tools, Wells & W/ Supply								
11. Other Fixed Assets								
TOTAL OF CURRENT YEAR								
PREVIOUS YEAR								
B. CAPITAL WORK-IN-PROGRESS								
TOTAL								


 Sr. Accounts Officer

COIR BOARD SFURTI

SCHEDULES FORMING PART OF BALANCE SHEET AS AT 31-03-2017

(Rs. In 000)

	2016-2017	2015-2016
<u>SCHEDULE 9- INVESTMENTS FROM EARMARKED/ENDOWMENT FUNDS:</u>		
1. In Government Securities	-	-
2. Other Approved Securities	-	-
3. Shares	-	-
4. Debentures and Bonds	-	-
5. Subsidiaries and Joint Ventures	-	-
6. Others (to be specified)	-	-
TOTAL	-	-

	2016-2017	2015-2016
<u>SCHEDULE 10- INVESTMENTS - OTHERS:</u>		
1. In Government Securities	-	-
2. Other Approved Securities	-	-
3. Shares	-	-
4. Debentures and Bonds	-	-
5. Subsidiaries and Joint Ventures	-	-
6. Others (to be specified)	-	-
TOTAL	-	-

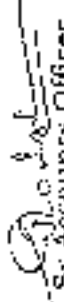

Sr. Accounts Officer

COIR BOARD SFURTI

SCHEDULES FORMING PART OF BALANCE SHEET AS AT 31-03-2017

(Rs. in 000)

	2016-2017		2015-2016	
<u>SCHEDULE 11 - CURRENT ASSETS, LOANS, ADVANCES ETC.</u>				
<u>A. CURRENT ASSETS:-</u>				
1. <u>Inventories:</u>				
a) Stores and Spares	-	-	-	-
b) Packing Materials	-	-	-	-
c) Loose Tools	-	-	-	-
d) Stock in Trade	-	-	-	-
Finished Goods	-	-	-	-
Work in progress	-	-	-	-
Raw Materials	-	-	-	-
2. <u>Sundry Debtors:</u>				
a) Debts Outstanding for a period exceeding six months	-	-	-	-
b) Others	-	-	-	-
3. <u>Cash Balances in Hand (including cheques/draft and imprest)</u>	-	-	-	-
4. <u>Bank Balances:</u>				
a) <u>With Scheduled Banks:</u>				
On Current Accounts	-	-	-	-
On Deposit Accounts (including Margin Money)	-	-	-	-
On Savings Accounts	2,16,863	2,16,863	1,65,935	1,65,935
b) <u>With non - Scheduled Banks:-</u>				
On Current Accounts	-	-	-	-
On Deposits Accounts	-	-	-	-
On Savings Accounts	-	-	-	-
5. <u>Post Office-Savings Accounts</u>	-	-	-	-
TOTAL (A)	2,16,863	2,16,863	1,65,935	1,65,935


 Sr Accounts Officer

COIR BOARD, SFURTI

SCHEDULES FORMING PART OF BALANCE SHEET AS AT 31-03-2017

(Rs. In 000)

	2016-2017	2015-2016
<u>SCHEDULE 11- CURRENT ASSETS, LOANS, ADVANCES ETC:</u>		
<u>B. LOANS, ADVANCES AND OTHER ASSETS:-</u>		
1. Loans		
a) Staff	350	350
b) Other Entities engaged in activities/ objectives similar to that of the Entity		
c) Others(Specify)		350
2. Advances and other amounts recoverable in cash or in kind or for value to be received:		
a) On Capital Account	10,524	10,524
b) Prepayments		
c) Others	3,35,601	1,78,975
3. Income Accrued:		1,89,499
a) On Investment from Earmarked/ Endowment Funds	-	-
b) On Investment - Others	-	-
c) On Loans and Advances	-	-
d) Others - Interest Accrued on FD (Includes income due realised- Rs)	-	-
4. Claims Receivable		
TOTAL (B)	3,46,475	1,89,849
TOTAL (A+B)	5,63,338	3,53,784

S. Anand
Sr. Accounts Officer

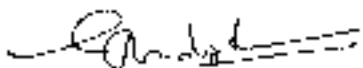
COIR BOARD SFURTI

SCHEDULES FORMING PART OF INCOME & EXPENDITURE FOR THE YEAR ENDED 31-03-2017

(Rs. In 000)

	2016-2017	2015-2016
<u>SCHEDULE 12- INCOME FROM SALES /SERVICES:</u>		
<u>1. Income from Sales</u>		
a) Sale of Finished Goods	-	-
b) Sale of Raw Material	-	-
c) Sale of Scraps	-	-
<u>2. Income from Services</u>		
a) Labour and Processing Charges	-	-
b) Professional/Consultancy Services	-	-
c) Agency Commission and Brokerage	-	-
d) Maintenance Services (Equipment/Property)	-	-
e) Others (Specify)	-	-
TOTAL	-	-

	2016-2017	2015-2016
<u>SCHEDULE 13- GRANTS/SUBSIDIES</u> (Irreversible Grants & Subsidies Received)		
1. Central Government	-	-
2. State Government(s)	-	-
3. Government Agencies	-	-
4. Institution/Welfare Bodies	-	-
5. International Organisations	-	-
6. Others (Specify)	-	-
TOTAL	-	-



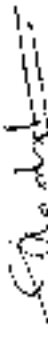
Sr. Accounts Officer:

COIR BOARD SFURTI

SCHEDULES FORMING PART OF INCOME & EXPENDITURE FOR THE YEAR ENDED 31.03.2017

(Rs. in 000)

	2016-2017	2015-2016
<u>SCHEDULE 14- FEES/ SUBSCRIPTIONS</u>		
1. Entrance Fees		
1) Entrance Fees		
2) Annual Fees / Subscriptions		
3) Seminar / Program Fee		
4) Consultancy Fee		
5) Others;Specify		
TOTAL		



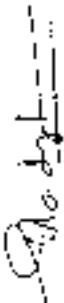
Sr. Accounts Officer

COIR BOARD SFURTI

SCHEDULES FORMING PART OF INCOME & EXPENDITURE FOR THE YEAR ENDED 31-03-2017

(Rs. In 000)

	investment from Earmarked Fund		Investment Others	
	2016-2017	2015-2016	2016-2017	2015-2016
SCHEDULE 15- INCOME FROM INVESTMENTS:				
1. Interest				
a) On Government Securities	-	-	-	-
b) Other Bonds / Debentures	-	-	-	-
2. Dividends				
a) On Shares	-	-	-	-
b) On Mutual Fund Securities	-	-	-	-
3. Rent				
4. Others (Specify)				
TOTAL				
TRANSFERRED TO EARMARKED / ENDOWMENT FUNDS	-			


 Sr Accounts Officer

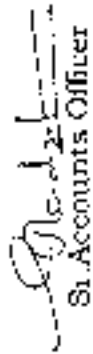
COIR BOARD SFURTI

SCHEDULES FORMING PART OF INCOME & EXPENDITURE FOR THE YEAR ENDED 31-03-2017

[Rs. In 000]

	2016-2017	2015-2016
<u>SCHEDULE 16- INCOME FROM ROYALTY, PUBLICATION ETC</u>		
1) Income from Royalty	-	-
2) Income from Publications	-	-
3) Others(Specify)	-	-
TOTAL		

	2016-2017	2015 2016
<u>SCHEDULE 17- INTEREST EARNED</u>		
1) On Term Deposits:-		
a) With Schedule Banks	-	-
b) With Non Schedule Banks	-	-
c) With Institutions	-	-
d) Others	-	-
2) On Savings Accounts:		
a) With Schedule Banks	-	-
b) With Non Schedule Banks	-	-
c) Post Office Savings Accounts	-	-
d) Others	-	-
3) On Loans:		
a) Employees / Staff	-	-
b) Others	-	-
4) Interest on Debtors and Other Receivables	-	-
TOTAL		


 Sr. Accounts Officer

COIR BOARD SFURTI


SCHEDULES FORMING PART OF INCOME & EXPENDITURE FOR THE YEAR ENDED 31-03-2017

(Rs. In 000)

	2016-2017	2015-2016
SCHEDULE 18- OTHER INCOME		
1) Profit on Sale / Disposal of Assets:-		
a) Owned Assets	-	-
b) Assets acquired out of grants on received free of cost	-	-
2) Export Incentive Realised	-	-
3) Fees for Miscellaneous Services	-	-
4) Miscellaneous Income	-	-
5) Prior Period Income	-	-
TOTAL	-	-

	2016-2017	2015-2016
SCHEDULE 19- INCREASE/(DECREASE) IN STOCK OF FINISHED GOODS & WORK IN PROGRESS		
a) Closing Stock:-		
Finished Goods	-	-
Work in Progress	-	-
b) Less: Opening Stock:-		
Finished Goods	-	-
Work in Progress	-	-
NET INCREASE/(DECREASE) (a-b)	-	-

	2016-2017	2015-2016
SCHEDULE 20- ESTABLISHMENT EXPENSES		
a) Salaries and Wages	-	-
b) Allowances and Bonus	-	-
c) Contribution to Provident Fund	-	-
d) Contribution to Other Fund (Specify)	-	-
e) Staff Welfare Expenses	-	-
f) Expenses on Employees Retirement and Terminal Benefit	-	-
g) Others (Specify)	-	-
TOTAL	-	-



 Sr. Accounts Officer

COIR BOARD SFURTI

SCHEDULES FORMING PART OF INCOME & EXPENDITURE FOR THE YEAR ENDED 31 03 2017

(Rs. In 000)

	2016-2017	2015-2016
<u>SCHEDULE 21- OTHER ADMINISTRATIVE EXPENSES</u>		
a) Purchases		
b) Labour and Processing Expenses		
c) Cartage and Carriage Inward		
d) Electricity and Power		
e) Water Charges		
f) Insurance		
g) Repairs and Maintenance		
h) Excise Duty		
i) Rent, Rates and Taxes		
j) Vehicles Running and Maintenance		
k) Postage, Telephone and Communication Charges		
l) Printing and Stationary		
m) Travelling and Conveyance Expenses		
n) Expenses on Seminar / Workshop		
o) Subscription Expenses		
p) Expenses on Fets		
q) Auditors Remuneration		
r) Hospitality Expenses		
s) Professional Charges		
t) Provision for Bad and Doubtful Debts/ Advances		
u) Irrecoverable Balances Written-off		
v) Packing Charges		
w) Freight and Forwarding Expenses		
x) Distribution Expenses		
y) Advertisement and Publicity		
z) Others (Specify)		
TOTAL		


 Sr. Accounts Officer

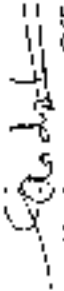
COIR BOARD SFURT

SCHEDULES FORMING PART OF INCOME & EXPENDITURE FOR THE YEAR ENDED 31-03-2017

[Rs. In 000]

	2016-2017	2015-2016
SCHEDULE 22- EXPENDITURE ON GRANTS, SUBSIDIES ETC		
a) Grants given to Institutions / Organisations	-	-
b) Subsidies given to Institutions / Organisations	-	-
TOTAL		

	2016-2017	2015-2016
SCHEDULE 23- INTEREST		
a) On Fixed Loans		
b) On Other Loans (including Bank Charges)	-	-
c) Others (Specify)	-	-
TOTAL		


 Sr. Accounts Officer

COIR BOARD, SFURTI (SCHEME FOR REGENERATION OF TRADITIONAL INDUSTRIES)**SCHEDULE 24****SIGNIFICANT ACCOUNTING POLICIES****1. ACCOUNTING CONVENTION**

- 1.1 The financial statements are prepared on the basis of historical cost convention, and on the accrual method of accounting except in the case of interest on Savings Bank Account which is treated as income on cash basis.
- 1.2 Interest received on Savings Bank Account and on Fixed Deposits with Banks are treated as income from Earmarked / Endowment Fund.
- 1.3 The figures in the accounts are presented after rounding off to thousands.

SCHEDULE 25**CONTINGENT LIABILITIES AND NOTES ON ACCOUNTS**

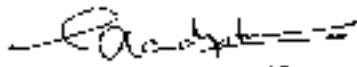
1. CONTINGENT LIABILITIES NIL

2. CURRENT ASSETS, LOANS AND ADVANCES

In the opinion of the Management, the current assets, loans and advances have a value on realization in the ordinary course of business, equal at least to the aggregate amount shown in the Balance Sheet.

3. TAXATION

In view of there being no taxable income under Income-tax Act 1961, no provision for Income tax has been considered necessary.


Sr. Accounts Officer

Contd ..2

4. <u>FOREIGN CURRENCY TRANSACTIONS</u>	(Amount-Rs) 2016-2017	2015-2016
4.1. <u>Expenditure in foreign currency</u>		
a) Travel		
b) Remittances and Interest payment to Financial Institutions/Banks in Foreign Currency	Nil	Nil
c) Other expenditure:		
- Commission on Sales		
- Legal and Professional Expenses	Nil	Nil
- Miscellaneous Expenses		

5. REMUNERATION TO AUDITORS:

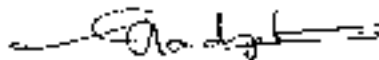
As Auditors

- Taxation matters
- For Management services
- For certification

Others

6. Corresponding figures for the previous year have been regrouped/Rearranged, wherever necessary.

7. Schedules 1 to 25 are annexed to and form an integral part of the Balance Sheet as at 31-03-2017 and the Income and Expenditure Account for the year ended on that date.



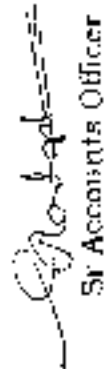
Sr Accounts Officer


COIR BOARD SFURTI

RECEIPTS AND PAYMENTS FOR THE YEAR ENDED 31ST MARCH 2017

[Rs. In 000]

Receipts	2016-17	2015-16	Payments	2016-17	2015-16
I Opening Balances			I Expenses		
a) Cash in hand	-	-	a) Establishment expenses	-	-
b) Bank Balances	-	-	corresponding to Schedule 20	-	-
i) In current accounts	-	-	corresponding to Schedule 21	-	-
ii) In deposit accounts	-	-	II Payments made against funds for		
iii) Savings accounts	1,65,935	836	various projects		
			a) Expenses Against Earmarked Funds	7,763	2,077
II Grants Received			III Investments and deposits made		
a) From Government of India	-	-	a) Out of Earmarked/Endowment funds	-	-
i) Earmarked/Endow. Funds	2,12,598	1,61,038	b) Out of Own Funds (Investments-others)	-	-
b) From State Government:	-	-	IV Expenditure on Fixed Assets &		
c) From other sources	-	-	Capital Work-in-Progress		
III Income on Investments from			a) Purchase of Fixed Assets	-	-
a) Earmarked/Endow Funds	-	-	b) Expenditure on Capital Work	-	-
b) Own Funds (Oth. Investment)	-	-	in Progress	-	-
IV Interest Received			V Refund of surplus money/Loans		
a) On Bank deposits	2,497	6,523	a) To the Government of India	-	-
b) Loans, Advances etc.	-	-	b) To the State Government	-	-
V Other Income (Specify)	-	-	c) To other providers of funds	-	-
			Finance Charges (interest)	-	-
VI Amount Borrowed			Other Payments (Specify)	-	-
			a) Other Advances	1,56,404	385
VII Any other receipts (give details)			b) Coir Board Non Plan Fund	-	-
a) Interest Accrued on FD	-	-	Closing Balances	-	-
b) Non Plan	-	-	a) Cash in hand	-	-
			b) Bank Balances	-	-
			i) In current account	-	-
			ii) In deposit accounts	-	-
			iii) Savings accounts	2,16,863	1,65,935
TOTAL	3,81,030	1,68,397	TOTAL	3,81,030	1,68,397


Sr Accounts Officer


Secretary


Chairman

COIR BOARD
COCHIN

HINDUSTAN COIR
2016-2017

**HINDUSTAN COIR
BALANCE SHEET AS AT 31-03-2017**

(Rs. in 000)

	Schedule	2016-2017	2015-2016
CORPUS/CAPITAL FUND AND LIABILITIES			
CORPUS/CAPITAL FUND	1	30,573	37,531
RESERVES AND SURPLUS	2	-	-
EARMARKED/ENDOWMENT FUNDS	3	-	-
SECURED LOANS AND BORROWINGS	4	-	-
UNSECURED LOANS AND BORROWINGS	5	-	-
DEFERRED CREDIT LIABILITIES	6	3,700	3,700
CURRENT LIABILITIES AND PROVISIONS	7	18,362	20,878
TOTAL		52,635	62,109
A S S E T S			
MIXED ASSETS	8	1,290	1,354
INVESTMENTS - FROM EARMARKED/ENDOWMENT FUNDS	9	-	-
INVESTMENTS - OTHERS	10	-	-
CURRENT ASSETS, LOANS ADVANCES ETC	11	51,345	60,755
MISCELLANEOUS EXPENDITURE (to the extent not written off or adjusted)			
TOTAL		52,635	62,109
SIGNIFICANT ACCOUNTING POLICIES	24		
CONTINGENT LIABILITIES AND NOTES ON ACCOUNTS	25		

[Signature]
WM.

[Signature]
SAC

[Signature]
Secretary

[Signature]
Chairman

HINDUSTAN COIR
INCOME AND EXPENDITURE ACCOUNT FOR THE YEAR ENDED 31-03-2017

(Rs. in Lakhs)

	Schedule	2016-2017	2015-2016
INCOME			
Income from Sales/Services	2	17,498	47,712
Grants/Subsidies	3	630	751
Fees/Subscriptions	4	-	-
Income from Investments (Income on Invest. from earmarked/ excess funds tried to Fund)	5	-	-
Income from Royalty, Publications etc.	16	-	-
Interest Earned	17	1,988	878
Other Income	18	-	11
Increase/(decrease) in stock of finished goods and Work in Progress	19	17,318	114,794
TOTAL(A)		32,798	34,558
EXPENDITURE			
Establishment Expenses	20	10,107	9,077
Other Administrative Expenses etc	21	9,537	28,121
Expenditure on Grants, Subsidies etc	22	-	-
Interest	23	2	1
Depreciation (Net total at the year end - corresponding to schedule B)		110	119
TOTAL(B)		19,756	37,321
Balance being excess of Income over Expenditure (A-B)		16,958	12,763
Transfer to Special Reserve (Specify each)			
Transfer to/from General Reserve			
BALANCE BEING SURPLUS/DEFICIT) CARRIED TO CORPUS/CAPITAL FUND		16,958	12,763
SIGNIFICANT ACCOUNTING POLICIES			
CONTINGENT LIABILITIES AND NOTES ON ACCOUNTS			
24			
25			

[Signature]
 Chairman

[Signature]
 Secretary

[Signature]
 SAC


[Signature]

HINDUSTAN COIR

SCHEDULES FORMING PART OF BALANCE SHEET AS AT 31-03-2017

(Rs. in 000)

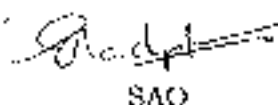
	2016	2017	2015	2016
SCHEDULE 1- CORPUS/CAPITAL FUND:				
Balance as at the beginning of the year		37,531		40,294
Add: Contribution towards Corpus/Capital Fund				
Add/(Deduct): Balance of net income/(expenditure) transferred from the Income and Expenditure A/c	(6,958)	(6,958)	(2,763)	(2,763)
BALANCE AS AT THE YEAR - END		30,573		37,531
SCHEDULE 2- RESERVES AND SURPLUS:				
1. Capital Reserve:				
As per last Account	-	-	-	-
Addition during the year	-	-	-	-
Less: Deductions during the year	-	-	-	-
2. Revaluation Reserve:				
As per last Account	-	-	-	-
Addition during the year	-	-	-	-
Less: Deductions during the year	-	-	-	-
3. Social Reserve:				
As per last Account	-	-	-	-
Addition during the year	-	-	-	-
Less: Deductions during the year	-	-	-	-
4. General Reserve:				
As per last Account	-	-	-	-
Addition during the year	-	-	-	-
Less: Deductions during the year	-	-	-	-
TOTAL				



AM



WM



SAO

HINDUSTAN COIR

SCHEDULES FORMING PART OF BALANCE SHEET AS AT 31-03-2017

(Rs. in: 000)

	FUND-WISE BREAK UP			TOTALS	
	2016-2017	2015-2016		2016-2017	2015-2016
SCHEDULE 3- EARMARKED/ENDOWMENT FUNDS					
a) Opening balance of the funds:	-	-	-	-	-
b) Additions to the Fund:					
i. Donations/grants	-	-	-	-	-
ii. Income from investments made on account of funds	-	-	-	-	-
iii. Other additions (specify nature)	-	-	-	-	-
TOTAL (a+b)	-	-	-	-	-
c) Utilisation/Expenditure towards objectives of funds:					
i. Capital Expenditure					
Fixed Assets	-	-	-	-	-
Others	-	-	-	-	-
Total	-	-	-	-	-
ii. Revenue Expenditure					
Salaries, Wages and Allowances etc	-	-	-	-	-
Rent	-	-	-	-	-
Other Administrative Expenses	-	-	-	-	-
Total	-	-	-	-	-
TOTAL (c)	-	-	-	-	-
NET BALANCE AS AT THE YEAR-END (a-b-c)	-	-	-	-	-

[Signature]

[Signature]
W.M.

[Signature]
SAC

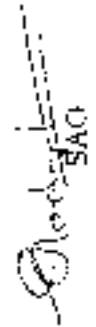
HINDUSTAN COIR

SCHEDULES FORMING PART OF BALANCE SHEET AS AT 31 03 2017

(Rs. in 000)

	2016-2017		2015-2016
<u>SCHEDULE 4- SECURED LOANS AND BORROWINGS:</u>			
1. Central Government		-	
2. State Government (Specify)		-	
3. Financial Institutions			
a) Term Loans	-	-	-
b) interest accrued and due			
4. Banks:			
a) Term Loans			
Interest accrued and due	-	-	-
b) Other Loans (specify)			
Interest accrued and due	-	-	-
5. Other Institutions and Agencies			
6. Debentures and Bonds			
7. Others (Specify)			
TOTAL			


 W. S. Srinivas
 W/SAC


 S. Srinivas
 SAC

HINDUSTAN COIR

SCHEDULES FORMING PART OF BALANCE SHEET AS AT 31-03 2017

[Rs. In 000]

	2016-2017	2015-2016
SCHEDULE 5- UNSECURED LOANS AND BORROWINGS:		
1. Central Government	-	-
2. State Government (Specify)	-	-
3. Financial Institutions	-	-
4. Bank	-	-
a) Term Loans	-	-
b) Other Loans (Specify)	-	-
5. Other Institutions and Agencies	-	-
6. Debentures and Bonds	-	-
7. Fixed Deposits	-	-
8. Others (Specify)	-	-
TOTAL		

	2016-2017	2015-2016
SCHEDULE 6- DEFERRED CREDIT LIABILITIES:		
a) Acceptances secured by hypothecation of capital equipment and other assets	-	-
b) Others	-	-
(i) Amount deposited for F&B of loans	1,635	1,635
(ii) Coir Board CVY Fund	1,538	1,538
(iii) Coir Board Non Plan Fund	527	527
TOTAL	3,700	3,700



 W.M. Srinivas




 SAO

HINDUSTAN COIR


SCHEDULES FORMING PART OF BALANCE SHEET AS AT 31-03-2017

(Rs. In 000)

	2016-2017		2015-2016	
SCHEDULE 7- CURRENT LIABILITIES AND PROVISIONS				
A. CURRENT LIABILITIES				
1. Acceptances	-	-	-	-
2. Sundry Creditors:				
a) For Goods	1,157		1,152	
b) Others	-	1,157	-	1,152
3. Advances Received				-
4. Interest accrued but not due on:				
a) Secured Loan/Borrowings			-	
b) Unsecured Loan/Borrowings	-			-
5. Statutory Liabilities:				
a) Overdue			-	
b) Others : ESI & Provident Fund	-	-	-	-
6. Other Current Liabilities	17,205	17,205		19,778
TOTAL (A)		18,362		20,878
B. PROVISIONS				
1. For Taxation		-		-
2. Gratuity		-		-
3. Superannuation/Pension		-		-
4. Accumulated Leave Encashment		-		-
5. Trade Warranties/Claims		-		-
6. Others (Specify)		-		-
TOTAL (B)		-		-
TOTAL (A+B)		18,362		20,878


AM


WM


SAO

HINDUSTAN COUS
 SCHEM NO 58 RETURNING PART OF BALANCE SHEET AS ON 31-03-2017

DESCRIPTIONS	GROSS BLOCK				DEPRECIATION			NET BLOCK	
	Cost/valuation as at 01-01-2010	Additions during the year	Deductions during the year	Construction as at 31-03-2017	As at 01-04-2017	additions during the year	Deletions during the year	As on 31-03-2017	As on 31-03-2010
SCHEDULE A- FIXED ASSETS									
A. <u>FIXED ASSETS- LAND</u>									
a) Freehold									
b) Leasehold									
2. <u>DEPRECIABLE</u>									
a) On Freehold land	1,235			1,235	302	24		907	933
b) On Leasehold Land									
c) Cowshed Flats / Premises									
d) Superstructure on land not belonging to the entity									
3. Plant, Machinery and Equipment									
4. Vehicles	525			525	377	22		126	516
5. Furniture and Fixtures	4			4	1	1		2	3
6. Office Equipments	209			204	84	7		113	200
7. Computer/Peripherals	90	4		94	14	6		34	36
8. Electric Installations	333	44		355	239	46		70	74
9. Library Books									
10. Tubewells & W Supply									
11. Other Fixed Assets									
a- Sundry Assets	109			109	70	3		32	35
b) Tools & Equipments	54			54	45	1		8	4
TOTAL OF CURRENT YEARS	2,359	45		2,571	1,173	110		1,290	1,354
PREVIOUS YEAR	2,349	158		2,507	904	149		1,354	1,446
2. CAPITAL WORK IN PROGRESS									
TOTAL	2,325	49		2,507	1,172	110		1,290	1,334

(Signature)
 5/10
 5/10

(Signature)
 5/10

HINDUSTAN COIR

SCHEDULES FORMING PART OF BALANCE SHEET AS AT 31-03-2017

[Rs. in 000]

	2016-2017	2015-2016
<u>SCHEDULE 9- INVESTMENTS FROM FARMARKED/ ENDOWMENT FUNDS:</u>		
1. In Government Securities	-	-
2. Other Approved Securities	-	-
3. Shares	-	-
4. Debentures and Bonds	-	-
5. Subsidiaries and Joint Ventures	-	-
6. Others (to be specified)	-	-
TOTAL	-	-

	2016-2017	2015-2016
<u>SCHEDULE 10- INVESTMENTS - OTHERS:</u>		
1. In Government Securities	-	-
2. Other Approved Securities	-	-
3. Shares	-	-
4. Debentures and Bonds	-	-
5. Subsidiaries and Joint Ventures	-	-
6. Others (to be specified)	-	-
TOTAL	-	-

[Signature]
AM

[Signature]
WM

[Signature]
SAC

HINDUSTAN COIR

SCHEDULES FORMING PART OF BALANCE SHEET AS AT 31-03-2017

(Rs. In 000)

	2016-2017		2015-2016	
SCHEDULE 11 - CURRENT ASSETS, LOANS, ADVANCES ETC:				
1. LOANS, ADVANCES AND OTHER ASSETS:				
<u>1. Loans</u>				
a) Staff	146	146	190	190
b) Other Entities engaged in activities/objectives similar to that of the Entity	-	-	-	-
c) Others (Specify)	-	146	-	190
<u>2. Advances and other amounts recoverable in cash or in kind or for value to be received</u>				
a) On Current Account	-	-	1,024	1,024
b) Prepayments	19	19	19	19
c) Others	371	390	311	1,954
<u>3. Income Accrued:</u>				
a) On Investment from Sunkarked/Endowment Funds	-	-	-	-
b) On Investment - Others	-	-	-	-
c) On Loans and Advances	-	-	-	-
d) Others - MDA Receivable ; Includes income due realised - Rs.)	630	630	-	-
e) Interest Accrued on FD	1,272	1,272	301	301
<u>4. Claims Receivable</u>				
TOTAL (1)		2,138		2,455
TOTAL (A+B)		51,345		60,755

(Signature)
AM


(Signature)
S40


HINDUSTAN COIR


SCHEDULES FORMING PART OF BALANCE SHEET AS AT 31-03-2017

(Rs. In '000)

	2016-2017	2015-2016
SCHEDULE 11- CURRENT ASSETS, LOANS, ADVANCES ETC:		
A. CURRENT ASSETS:-		
<u>1. Inventories:</u>		
a) Stores and Spares	237	280
b) Packing Materials	2	320
c) Loose Tools	-	-
d) Stock in Trade	4,613	11,943
Finished Goods	14	-
Work in progress	611	473
Raw Materials	5,675	13,016
<u>2. Sundry Debtors:</u>		
a) Debts Outstanding for a period exceeding six months	8,951	8,995
b) Others	692	7,026
<u>3. Cash Balances in Hand (including cheques/draft and unpress)</u>	5	14
<u>4. Bank Balances:</u>		
<u>a) With Scheduled Banks:</u>		
On Current Accounts	1,613	11,019
On Deposit Accounts including Margin Money	32,165	18,220
On Savings Accounts	33,778	29,249
<u>b) With non - Scheduled Banks:-</u>		
On Current Accounts	-	-
On Deposits Accounts	-	-
On Savings Accounts	-	-
<u>5. Post Office-Savings Accounts</u>		
TOTAL (A)	48,907	58,300


 W. P. S. Rao
 SAO


 W. P. S. Rao
 SAO


 W. P. S. Rao
 SAO

HINDUSTAN COIR

SCHEDULES FORMING PART OF INCOME & EXPENDITURE FOR THE YEAR ENDED 31.03.2017

[Rs. In 000]

	2016-2017	2015-2016
SCHEDULE 12- INCOME FROM SALES / SERVICES:		
1. Income from Sales		
a) Sale of Finished Goods	17,498	47,686
b) Sale of Raw Material	-	-
c) Sale of Scraps	-	26
2. Income from Services		
a) Labour and Processing Charges	-	-
b) Professional/ Consultancy Services	-	-
c) Agency Commission and Brokerage	-	-
d) Maintenance Services (Equipment/Property)	-	-
e) Others (Specify)	-	-
TOTAL	17,498	47,712

	2016-2017	2015-2016
SCHEDULE 13- GRANTS/SUBSIDIES		
(Irrevocable Grants & Subsidies Received)		
1. Central Government	-	-
2. State Government(s)	-	-
3. Government Agencies	-	-
4. Institution/Welfare Bodies	-	-
5. International Organisations	-	-
6. Others (Specify)		
Coir Board (MDA)	630	751
TOTAL	630	751

AM

WM

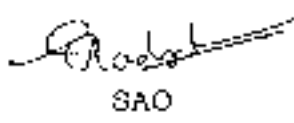
SAO

HINDUSTAN COIR

SCHEDULES FORMING PART OF INCOME & EXPENDITURE FOR THE YEAR ENDED 31-03-2017

[Rs. in 000]

	2015-2017	2015-2016
SCHEDULE 14- FEES/SUBSCRIPTIONS		
<u>1. Entrance Fees</u>		
1) Entrance Fees	-	-
2) Annual Fees / Subscriptions	-	-
3) Seminar / Program Fee	-	-
4) Consultancy Fee	-	-
5) Others(Specify)	-	-
TOTAL		


WM
SAO

HINDUSTAN COIR

SCHEDULES FORMING PART OF INCOME & EXPENDITURE FOR THE YEAR ENDED 31-03-2017

(Rs. In 000)

	Investment from Earmarked Fund		Investment Others
	2016-2017	2015-2016	
SCHEDULE 15- INCOME FROM INVESTMENTS:			
1. Interest			
a) On Government Securities	-	-	-
b) Other Bonds / Debentures			
2. Dividends			
a) On Shares	-	-	-
b) Co Mutual Fund Securities			
3. Rent			
4. Others (Specify)			
TOTAL	-	-	-
TRANSFERRED TO EARMARKED / ENDOWMENT FUNDS	-	-	-

[Signature]
AM

[Signature]
SAO


HINDUSTAN COIR

SCHEDULES FORMING PART OF INCOME & EXPENDITURE FOR THE YEAR ENDED 31.03.2017

(Rs. In 000)

	2016-2017	2015-2016
SCHEDULE 16. INCOME FROM ROYALTY, PUBLICATION ETC	-	-
1) Income from Royalty	-	-
2) Income from Publications	-	-
3) Others (Specify)	-	-
TOTAL	-	-


	2016-2017	2015-2016
SCHEDULE 17. INTEREST EARNED		
1) On Term Deposits:-		
a) With Schedule Banks	1,988	878
b) With Non Schedule Banks		
c) With Institutions		
d) Others		
2) On Savings Accounts:-		
a) With Schedule Banks		
b) With Non Schedule Banks		
c) Post Office Savings Accounts		
d) Others		
3) On Loans:		
a) Employees / Staff		
b) Others		
4) Interest on Debtors and Other Receivables		
TOTAL	1,988	878



AM



WM



SAO

HINDUSTAN COIR

SCHEDULES FORMING PART OF INCOME & EXPENDITURE FOR THE YEAR ENDED 31.03.2017

(Rs. In 000)

	2016-2017	2015-2016
SCHEDULE 18- OTHER INCOME		
1) Profit on Sale/Disposal of Assets:-	-	-
a) Owned Assets	-	-
b) Assets acquired out of grants or received free of cost	-	-
2) Export Incentive Realised	-	-
3) Fees for Miscellaneous Services	-	-
4) Miscellaneous Income	-	11
5) Prior Period Income	-	-
6) Insurance Claim Received	-	-
TOTAL	-	11

	2016-2017	2015-2016
SCHEDULE 19- INCREASE/ DECREASE IN STOCK OF FINISHED GOODS & WORK IN PROGRESS		
a) Closing Stock:-		
Finished Goods	4,613	11,943
Work in Progress	12	-
b) Less: Opening Stock:-		
Finished Goods	11,943	26,670
Work in Progress	-	67
NET INCREASE/ DECREASE (a-b)	(7,318)	(14,794)

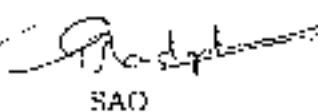
	2016-2017	2015-2016
SCHEDULE 20- ESTABLISHMENT EXPENSES		
a) Salaries and Wages	8,957	8,502
b) Allowances and Bonuses	-	-
c) Contribution to Provident Fund	-	-
d) Contribution to Other Fund - ESI	19	41
e) Staff Welfare Expenses	19	24
f) Expenses on Employees Retirement and Terminal Benefit	1,112	510
g) Others (Specify)	-	-
TOTAL	10,107	9,077



Controller of Accounts



WM



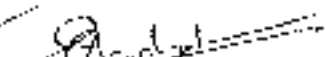
SAO

HINDUSTAN COIR
SCHEDULES FORMING PART OF INCOME & EXPENDITURE FOR THE
YEAR ENDED 31-03-2017

	2016-2017	(Rs. in 000) 2015-2016
SCHEDULE 21- OTHER ADMINISTRATIVE EXPENSES		
a) Consumption of Raw Materials, Finished Goods and Stores	4,085	14,262
b) Labour and Processing Expenses	405	118
c) Cartage and Carriage Inward	10	8
d) Electricity and Power	-	131
e) Water Charges		
f) Insurance	29	45
g) Repairs and Maintenance	164	99
h) Excise Duty		
i) Rent, Rates and Taxes	14	15
j) Vehicles Running and Maintenance		
k) Postage, Telephone and Communication Charges	35	38
l) Printing and Stationery	18	28
m) Travelling and Conveyance Expenses	36	82
n) Expenses on Seminar / Workshop		
o) Subscription Expenses	14	12
p) Expenses on Fees		
q) Auditors Remuneration		
r) Hospitality Expenses		
s) Professional Charges	18	17
t) Provision for Bad and Doubtful Debts/ Advances	-	
u) Irrecoverable Balances Written off		
v) Packing Charges	377	78
w) Freight and Forwarding Expenses	384	1,840
x) Distribution Expenses	3,827	11,242
y) Advertisement and Publicity	75	89
z) Others (Specify)		
i) General Expenses	46	20
TOTAL	9,537	28,124


AM


WM



SAO

HINDUSTAN COIR**SCHEDULES FORMING PART OF INCOME & EXPENDITURE FOR THE
YEAR ENDED 31 03 2017**

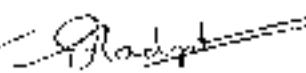
(Rs. In 000)

	2016-2017	2015-2016
SCHEDULE 22- EXPENDITURE ON GRANTS, SUBSIDIES ETC		
a) Grants given to Institutions / Organisations	-	-
b) Subsidies given to Institutions / Organisations	-	-
TOTAL	-	-

	2016-2017	2015-2016
SCHEDULE 23- INTEREST		
a) On Fixed Loans	-	-
b) On Other Loans (including Bank Charges)	2	1
c) Others (Specify)	-	-
TOTAL	2	1


AM


WM


SAC

HINDUSTAN COIR

SCHEDULE 24

SIGNIFICANT ACCOUNTING POLICIES

1. ACCOUNTING CONVENTION

1.1 The financial statements are prepared on the basis of historical cost convention, unless otherwise stated and on the accrual method of accounting except in the case of interest on Savings Bank Account which is treated as income on cash basis.

1.2 The figures in the accounts are presented after rounding off to thousands.

2. INVENTORY VALUATION

2.1. Stores and Spares (including machinery spares) are valued at cost.

2.2 Raw materials and semi finished goods at factory are valued at lower of cost and net realizable value and finished goods with showrooms is valued after deducting the 15% commission and 10% Profit Margin. The finished goods at factory are valued at ex factory price.

3. FIXED ASSETS

Fixed Assets are stated at cost of acquisition inclusive of inward freight, duties and taxes and incidental and direct expenses related to acquisition.

Value of factory building and office building are not separately shown in the books of accounts since the rate of depreciation is same for both.

4. DEPRECIATION

Depreciation is provided on Written Down Value method on the rates consistently applied year after year. Half of the normal rates are applied on Fixed Assets, which are used for less than 182 days.

5. ACCOUNTING FOR SALES

Sales are net of sales returns, rebate and trade discount.

6. GOVERNMENT GRANTS/SUBSIDIES

6.1 Market Development Assistance received from Coir Board is treated as revenue.

7. RETIREMENT BENEFITS

7.1 Provision for accumulated leave encashment benefit to the employees is not provided in the accounts.


AM


WMT


SAO

CONTINGENT LIABILITIES AND NOTES ON ACCOUNTS**1. CONTINGENT LIABILITIES Nil****2. CURRENT ASSETS, LOANS AND ADVANCES**

In the opinion of the Management, the current assets, loans and advances have a value on realization in the ordinary course of business, equal at least to the aggregate amount shown in the Balance Sheet.

3. TAXATION

In view of there being no taxable income under Income-tax Act 1961, no provision for income tax has been considered necessary.

4. <u>FOREIGN CURRENCY TRANSACTIONS</u>	2016-2017	<u>(Amount-Rs)</u>	2015-2016
--	-----------	--------------------	-----------

4.1. Expenditure in foreign currency

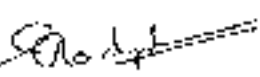
a) Travel		
b) Remittances and Interest payment to Financial Institutions/Banks in Foreign Currency	Nil	Nil
c) Other expenditure:		
- Commission on Sales		
- Legal and Professional Expenses	Nil	Nil
- Miscellaneous Expenses		

5. REMUNERATION TO AUDITORS:


As Auditors		
- Taxation matters		
- For Management services	Nil	Nil
- For certification		
Others		


AM


WM


SAO

6. Corresponding figures for the previous year have been regrouped. Rearranged, wherever necessary.
7. Schedules 1 to 25 are annexed to and form an integral part of the Balance Sheet as at 31-03-2017 and the Income and Expenditure Account for the year ended on that date.


AM


WM


SAO

RECEIPTS AND PAYMENTS FOR THE YEAR ENDED 31ST MARCH 2017

Receipts		2016-2017	2015-2016	Payments	2016-2017	2015-2016
I Opening Balances				Expenses		
a) Cash collected	14			of Establishments expenses	1,364	8,546
b) Bank Balances				Expenditure on Schedule VII	1,494	2,392
i) In current accounts	11,019	602		II Payments made against funds for various projects		
ii) In deposit accounts	18,230	9,146		III Investments and deposits made:		
iii) Savings accounts				a) Out of Earned/Endowment funds		
II Grants Received				b) Out of Own Funds/Investments others)		
a) From Government of India				IV Expenditure on Fixed Assets & Capital Work-in-Progress:		
i) Capital Purpose				a) Purchase of Fixed Assets	46	18
ii) Revenue Purpose				b) Expenditure on Capital Work in Progress		
b) From State Government				V Refund of surplus money/Loans		
c) From other sources				a) To the Government of India		
Revenue Purpose				b) To the State Government		
i) Grants Coir Board			751	c) To other providers of funds		
III Income on investments from:				VI Finance Charges (Interest)	2	2
a) earmarked/linked Funds				VII Other Payments (Specify)		
b) Own Funds (Oth. Investment)				a) Salary Advance	140	153
IV Interest Received				b) Coir Board MDA (DMD)		
a) On Bank deposits	1,017	1,036		c) Coir Board Mao Fund		
b) Loans, Advances etc.				c) Other Advances	19	22
V Other Income (Specify)				d) Expenses Payable	20	26
a) Miscellaneous Income			11	e) Payment to Creditors	8,103	17,136
VI Amount Borrowed				f) Refund of Earnest Money Deposit	74	497
VII Any other receipts (give details):				g) Computer Advance	60	
a) Income Receivable - MDA				Closing Balances		
b) Collection from Sundry Debtors	21,131	32,572		a) Cash in hand	5	14
c) Coir Board - MDA (DMD)				b) Bank Balances		
d) EMD				i) In current account	1,613	11,019
e) Insurance Claims Received				ii) In deposit accounts	32,165	18,230
f) Other Advance				iii) Savings accounts		
g) Cash sales			18	TOTAL	51,545	58,058

[Signature]
WM

[Signature]
SAC

Secretary

[Signature]
Chairman