

57



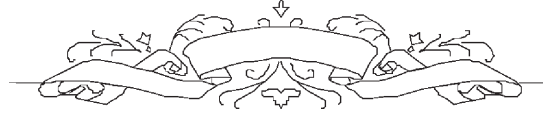
वार्षिक प्रतिवेदन Annual Report 2010 - 11

कयर बोर्ड

(सूक्ष्म, लघु और मध्यम उद्यम मंत्रालय, भारत सरकार)
'कयर हाउस' एम जी रोड, कोची

COIR BOARD

(Ministry of MSME, Govt. of India)
'COIR HOUSE' M.G. Road, Kochi - 682016

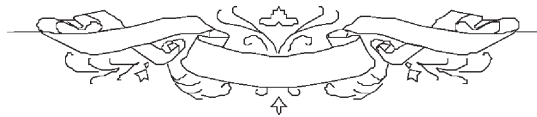


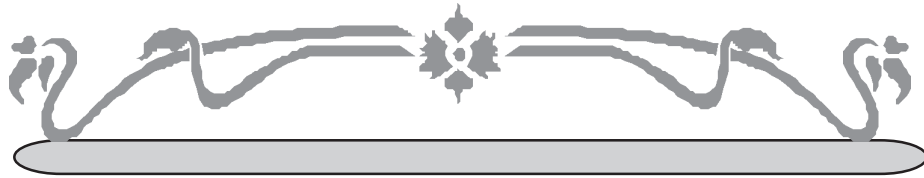
**FIFTY SEVENTH
ANNUAL REPORT
OF COIR BOARD
2010-2011**



COIR BOARD

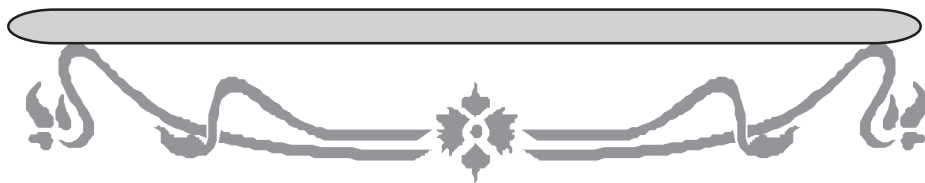
(Ministry of Micro, Small and Medium Enterprises, Govt. of India)
COIR HOUSE, M.G. ROAD, KOCHI - 682 016





CITIZENS' CHARTER

*We Rededicate ourselves
to the development
and
modernisation of the coir industry
in all states with potential
and
the welfare of all engaged in it,
particularly the workers.*



CONTENTS

CHAPTER	PAGE No.
I. INTRODUCTION	01
II. FINANCE, ACCOUNTS & AUDIT	06
III. COIR INDUSTRY – CURRENT STATUS	09
IV. SCIENCE & TECHNOLOGY	13
V. EXPORT PROMOTION	19
VI. DOMESTIC MARKET DEVELOPMENT	31
VII. INDUSTRIAL DEVELOPMENT	34
VIII. TRAINING	36
IX. WELFARE MEASURES	39
X. SCHEME FOR REJUVENATION, MODERNISATION AND TECHNOLOGY UPGRADATION OF COIR INDUSTRY (REMOT)	40
XI. HINDUSTAN COIR	42
XII. QUALITY IMPROVEMENT	44
XIII. ECONOMIC RESEARCH STATISTICS	47
XIV. MARKETING & PUBLICITY	48
XV. DEVELOPMENT OF COIR INDUSTRY IN NORTH EASTERN REGION	50
XVI. SCHEME OF FUND FOR REGENERATION OF TRADITIONAL INDUSTRIES (SFURTI)	51
XVII. ACTIVITIES AND POLICY DECISIONS FOR IMPLEMENTATION OF THE PERSONS WITH DISABILITIES ACT 1995	54

ANNEXURES

ANNEXURE	PAGE No.
I. LIST OF BOARD MEMBERS	55
II. COMMITTEES OF THE BOARD	61
III. ESTABLISHMENTS OF THE COIR BOARD	63
IV. COUNTRYWISE EXPORT OF COIR & COIR PRODUCTS FOR THE PERIOD APRIL 2010 TO MARCH 2011	68
V. COMPARATIVE STATEMENT OF SHOWROOM SALES (APRIL TO MARCH), TARGET AND ACHIEVEMENT DURING 2009-10 AND 2010-2011	82
VI. THE DETAILS OF VAT COLLECTED BY DIFFERENT STATES FOR COIR AND COIR PRODUCTS	83
VII. STATEMENTS OF ACCOUNTS FOR THE YEAR 2010-11 SPECIAL AUDIT OF THE C&AG OF INDIA AND ACTION TAKEN NOTE ON THE AUDIT REPORT	84



CHAPTER - I

INTRODUCTION

Government of India set up Coir Board under an Act of Parliament viz., Coir Industry Act, 1953(45 of 1953) for the development of coir industry in India and for promotion of domestic as well as export markets of coir and coir products. This is the Fifty Seventh Annual Report of Coir Board highlighting various activities and achievements made by the Board during the period from 01.04.2010 to 31.03.2011.

Functions of the Board

The main functions of the Board, as laid down under Section 10 of the Coir Industry Act, 1953 are given below:

1. It shall be the duty of the Board to promote by such measures, as it thinks fit, for the development, under the control of the Central Government, of the Coir Industry.
2. Without prejudice to the generality of the provisions of Sub Section (1), the measures referred to therein may relate to:
 - (a) Promoting exports of coir yarn and coir products and carrying on propaganda for that purpose;
 - (b) Regulating, under the supervision of the Central Government, the production of husks, coir yarn and coir products by registering coir spindles and looms for manufacturing coir products as also manufacturers of coir products, licensing exporters of coir, coir yarn and coir products and taking such other appropriate steps as may be prescribed;
 - (c) Undertaking, assisting or encouraging scientific, technological and economic research and maintaining and assisting in the maintenance of one or more research institutes;
 - (d) Collecting statistics from manufacturers of, and dealers in, coir products and from such other persons as may be prescribed on any matter relating to coir industry, the publication of statistics so collected or portions thereof or extracts there from;
 - (e) Fixing grade standards and arranging, when necessary, for inspection of fibre coir yarn and coir products;
 - (f) Improving the marketing of coconut husk, coir fibre, coir yarn and coir products in India and elsewhere and preventing unfair competition.
 - (g) Setting up or assisting in the setting up of factories for the producers of coir products with the aid of power;
 - (h) Promoting co-operative organization among producers of husks, coir fibre and coir yarn and manufacturers of coir products;
 - (i) Ensuring remunerative returns to producers of husks, coir fibre and coir yarn and manufacturers of coir products.



- (j) Licensing of retting places and warehouses and otherwise regulating the stocking and sales of coir fibre, coir yarn and coir products both for the internal market and for exports;
 - (k) Advising on all matters relating to the development of the coir industry;
 - (l) Such other matters as may be prescribed.
3. The Board shall perform its functions under this Section in accordance with and subject to such rules as may be made by the Central Government.

Constitution of the Board

Govt. of India had set up Coir Board under an Act of Parliament viz. Coir Industry Act, 1953 (45 of 1953) for the development of coir industry and for promotion of domestic as well as export market of coir and coir products.

Section (4) of the Coir Industry Act, 1953 empowers Central Govt. to constitute Coir Board. The Sub Rule 4 of the Coir Industry Rules 1954 provides the number of persons to be appointed as members from each of the categories specified in sub section (3) of Section 4 of the act as follows:

(a) Growers of coconut and producers of husks and coir yarn	3
(b) Persons engaged in the production of husks, coir and coir yarn and in the manufacture of coir products	3
(c) Manufacturers of coir products	3
(d) Dealers in coir, coir yarn and coir products including both exporters and internal traders	3
(e) Parliament - 2 members to be elected by the Lok Sabha and one to be elected by the Rajya Sabha	3
(f) The Govts. of principal coconut growing states	5
(g) Such other persons or class of persons who in the opinion of Central Govt. ought to be represented on the Board	19

The Govt. of India vide Gazette Notification No. SO 1541 (E) dated 24.06.2008 reconstituted the Board with 31 members. Further to this, the Govt. of India vide Gazette Notification SO No. 2220 dated 17.09.2008 appointed 6 more members to the Board and subsequently vide SO No. 112(E) dated 19.01.2010 appointed Shri. P. Rajeeve, M.K. Raghavan and G.M. Siddeswara, Members of Parliament to the Board. List of Members appointed to the Board by the above Gazette Notifications is given as Annexure-1.

Meetings of the Board and its committees

Section (8) of the Coir Industry Act, 1953 empowers the Board to constitute an Executive Committee for the purpose of exercising such of the powers and performing such of the duties of the Board as may be delegated to it by the Board. There is further provision for constitution



of Standing committees or adhoc committees for discharging the functions of the Board at the committee level. Thus in addition to the Executive Committee, the Board had constituted the following committees as envisaged under Section (8) of the Coir Industry Act, 1953:

- 1) Science & Technology Committee
- 2) Industrial Development committee
- 3) Market Promotion Committee

The compositions of these committees of the Board are shown in Annexure-II. The following meetings of the Board and the standing committees were held during the period under report.

DETAILS OF BOARD/EXECUTIVE COMMITTEE/STANDING COMMITTEE MEETINGS OF COIR BOARD HELD DURING THE PERIOD FROM 1.04.2010 TO 31.03.2011

Details of Meeting	Date	Venue
287th Executive Committee Meeting	04.06.2010	Bangalore
2/2010 Science & Technology Committee Meeting	"	"
2/2010 Market Promotion Committee Meeting	16.06.2010	Chennai
201st Board Meeting	29.06.2010	Kochi
288th Executive Committee Meeting	21.08.2010	Kochi
2/2010 Industrial Development Committee Meeting	21.08.2010	Kochi
202nd Board Meeting	13.09.2010	Kochi
3/2010 Industrial Development Committee Meeting	04.12.2010	Trivandrum
3/2010 Science & Technology Committee Meeting	"	"
3/2010 Market Promotion Committee Meeting	05.12.2010	Trivandrum
289th Meeting of Executive Committee Mtg.	13.12.2010	Kochi
203rd Board Meeting	29.12.2010	Hyderabad
290th Executive Committee Meeting	01.02.2011	Kochi
204th Board Meeting	12.03.2011	Alleppey

Chairman, Coir Board will be the Chairman of all the Committees. Vice Chairman will be member of all Committees. Secretary, Coir Board will convene the meetings of the Board and the Committees as and when business necessitates consultations/decisions by the committee under orders of the Chairman.



Personnel of the Board

Chairman

Shri. V.S. Vijayaraghavan assumed charge of the Office of Chairman, Coir Board on 5.12.2008 and continued in this post during the period under report.

Vice Chairman

Shri. Rameshwar Goel continued as Vice Chairman, Coir Board till 28.12.2010 and subsequently, Shri. J.V. Seshagiri was elected as Vice Chairman at the 203rd Board meeting held on 29.12.2010.

Secretary

Shri M.Kumara Raja continued to be the Secretary, Coir Board during the period under report.

Establishments of the Board

The Head Quarters of the Coir Board is located at Coir House, M.G.Road, Kochi - 682 016, Kerala. The Board is running 47 Establishments set up in various parts of India. A list of establishments of the Coir Board is given in Annexure - III

Staff Position in Coir Board as on 31.03.2011

Category	Total	Women	OBC	SC	ST	PH	Ex-Service
Group A	22	3	7	3	3	Nil	Nil
Group B	98	29	25	12	9	6	1
Group C	248	14	91	55	16	6	1
Total	368	46	123	70	28	12	2

Staff Position in Hindustan Coir as on 31.03.2011

Category	Total	Women	OBC	SC	ST	PH	Ex-Service
Group A	1	-	-	-	-	-	-
Group B	2	-	1	-	-	-	-
Group C	24	15	4	1	-	-	-
Total	27	15	5	1	-	-	-

Vigilance activities

Coir Board do not have an independent Vigilance Section. The Vigilance activities in the Board were looked after by Dr.U.S. Sarma, Director, RDTE as the part-time Chief Vigilance Officer till 15 July, 2010 and thereafter by Shri. M Kumaraswamy Pillai, Director (Marketing) as part-time Chief Vigilance Officer during the period under report.



Implementation of Official Language

The Board continued its efforts for implementing Official Language Policy of the Govt. in all its establishments.

Documents under section 3(3) of OL Act 1963 were issued in bilingual form. Efforts were continued for sending the replies in Hindi to all those letters which were received in Hindi as per Rule 5. Measures were adopted for increasing the correspondence in Hindi. Bilingually prepared covering letters and standard forms were used. Monthly report on important events and achievements were sent to the Ministry in Hindi also.

During the reporting period Annual report, Audit report etc. were translated into Hindi.

The third Sub Committee of the Committee of Parliament on Official Language had inspected Coir Board Head Office on 12.02.2011. The Official Language Implementation activities of Coir Board were reviewed by the Committee.

Meetings of the OLIC (HO) were held in every quarter for reviewing the progress of OL Implementation. In Sub Offices and Showrooms also OLICs were conducted. Four quarterly Hindi workshops were organized in Board's HO. A Hindi Workshop on UNICODE Hindi software was conducted for the Officers and employees working in the Head Office and Sub Offices/Coir Bhavans located in Kerala on 07.03.2011 at Coir Board, M G Road, Kochi. Hindi Day was observed by displaying trilingual banners in all Sub Offices and Showrooms of the Board. Cash incentives were given to the employees who have written Hindi words in files. Official Language inspections were conducted in 13 Sub Offices/Coir Bhavans of the Board.

The fourth issue of the Board's Official Language Home Magazine 'Coir: Swarnim Resha' has been released by Shri. V S Vijayaraghavan, Chairman, Coir Board in a meeting held at Coir House, Kochi-16 on 18-03-2011.

During 01-14 September, 2010 Hindi fortnight was celebrated. Various Hindi competitions like Essay, Administrative Terminology, Translation, Music, Signature, Quiz, Conversation, Power point presentation etc. were organized for the Employees of the Board. Special Hindi workshops were conducted during 06-09 September, 2010 for the officers and employees of the Board with a view to familiarize them with basic Hindi Grammar and Spoken Hindi. A book named 'Rajbhasha Sahayika' was also released in connection with the Hindi Fortnight celebrations, 2010.

Coir Board was awarded third prize for the best performance for the OL implementation by the Kochi TOLIC during 2010-11.



CHAPTER - II

FINANCE, ACCOUNTS & AUDIT

Sources of Funds of the Board:

The sources of the receipt of funds of the Board consist of the following:

1. Grant under Section 14 of the Coir Industry Act, 1953.
2. Grant under Section 14(a) of the Coir Industry Act, 1953.
3. Loans from Government of India for disbursement of House Building Advance/Vehicle Advance to Employees.
4. Fee for Registration/Renewal of registration
5. Departmental and miscellaneous receipts
6. Extra budgetary resources.

Budget and Expenditure

The Budget Estimates approved by the Government of India for implementation of various Plan and Non Plan programmes of the Board for the year 2010-11 was Rs.2800.00 lakhs and Rs.1400.00 lakhs respectively. In addition to this, an amount of Rs.2100.00 lakhs was sanctioned under the scheme "Plan - Rejuvenation, Modernization and Technology Upgradation". Against this, the Revised Estimate for Plan (including provision for North East Region) and Non Plan approved by the Government were Rs.2440.00 lakhs and Rs.1850.00 lakhs respectively. The Revised Estimate under Plan - Rejuvenation, Modernization and Technology Upgradation is Rs.1500.00 lakhs.

The scheme-wise break up of the sanctioned budget, Revised Estimates approved, actual utilization, vis-à-vis the actuals during the previous year are given in the following table:

(Rs. in lakhs)

Sl. No.	Scheme	Sanctioned Budget 2010-11	RE approved 2010-11	Funds released and received 2010-11	Utilization during the year 2010-11*	Utilization during the year 2009-10
1	Plan - S& T	700.00	700.00	700.00	941.48	458.23
2	Plan (General)*					
2.1	Skill upgradation, Quality Improvement,	500.00	2300.00	2140.00	408.80	322.53
2.2	Development of Production Infrastructure	400.00			30.46	25.88
2.3	Domestic Market Promotion (DMD/MDA)*	930.00			982.38	1176.11
2.4	Export Market Promotion	300.00			182.51	168.43
2.5	Trade and industry Related Functional Support Services & Economic Market Research	300.00			0.00	0.00
2.6	Welfare Measures	200.00			6.18	7.12
	Total - Plan General	2630.00	2300.00	2140.00	1610.33	1700.07
	Plan General - NE	170.00	140.00	140.00	135.69	110.38
3	Plan (REMOT)	1890.00	1500.00	1403.00	1393.63	1035.81
	REMOT - NE	210.00	0.00	0.00	0.00	0.00
	Total - Plan (A)	5390.00	4640.00	4383.00	4081.13	3304.49
4	Non Plan					
4.1	Non Plan (Grants in aid)	1400.00	1850.00	1850.00	1850.00	1878.55
4.2	Loan (HBA/VA)	30.00	30.00	30.00	30.04	30.90
4.3	Non Plan (Grants in aid) Cess	-	-	-	-	-
	Total - Non Plan (B)	1430.00	1880.00	1880.00	1880.04	1909.45
	GRAND TOTAL					
	(A) + (B)	6820.00	6520.00	6263.00	5961.17	5213.94

* Utilization including opening balance. There was an opening balance of Rs.242.06 lakhs, Rs.330.68 lakhs, Rs.59.62 lakhs and Rs.13.12 lakhs under Plan S&T, Plan General, Plan NE and Plan REMOT respectively out of the Grants received during 2009-10.



Fifty Seventh Annual Report 2010-2011

**Utilization of Fund under Non Plan Heads
during 2010-11 are as follows :**

Sl. No.	Heads of Expenditure	Amount (Rs. in lakhs)
1	Salaries and Allowances	1141.92
2	TA/DA	93.81
3	Repayment of Loans from Govt. of India	19.00
4	Loans to employees	30.04
5	Other Expenses (Establishment)	679.78
	Total	1964.55

Receipts of Funds during 2010-11

Sl. No.	Heads of Expenditure	Amount (Rs. Lakhs)
1	Money received under Section 14A of Coir Industry Act 1953 (Grants in aid)	6233.00
2	Registration and Renewal Fee	8.54
3	Commission on sales and other receipts through Coir Bhavans	183.29
4	Other Receipts (Departmental)	93.11
5	Loan from the Government (HBA/VA to staff)	30.00
6	Extra Budgetary Resources 1.Scheme of Fund for Regeneration of Traditional Industries- (Grants-in aid) 250.00* 2.Collaborative Projects 17.85	267.85
	Grand Total	6815.79

* Funds totaling to Rs.219.91 Lakhs was utilized during 2010-11

Audit of Accounts of the Board by the A.G., Kerala

As per Section 17 of the Coir Industry Act, 1953, the accounts of the Board are subject to Audit by the C&AG of India. The accounts for the year 2009-10 were audited by the AG, Kerala during the period under report. The audit report along with statement of accounts were laid on the tables of Lok Sabha and Rajya Sabha respectively on 07.12.2010 and 10.12.2010.

Annual Accounts for the year ended 31st March 2011

The Annual Accounts for the year ended 31.03.2011 have been audited by the C & AG of India, the prescribed auditors for the Coir Board. The consolidated annual accounts as on 31'st March 2011 duly audited by the C & AG of India, the Special Audit Report thereon and the action taken on the observations in the report is annexed to the Annual Report (Annexure-XII)



CHAPTER - III

COIR INDUSTRY - CURRENT STATUS

The development of coir industry has all along been in areas where there is concentration of coconut cultivation and availability of coconut husks. Coir industry is of great importance to Kerala where it is second only to agriculture as a source of employment. With the expansion of coconut cultivation and concerted efforts of the Coir Board and the respective state governments, coir industry is coming up in Tamil Nadu, Karnataka, Andhra Pradesh, Orissa, West Bengal and Assam also. Among the States in India, Kerala is the largest producer of coconuts.

Estimated production of coir and coir products during the year 2009-10 and 2010-11

<i>Item</i>	<i>2009 - 2010</i>	<i>2010 - 2011</i>
	<i>(Quantity in M.T.) (Estimated)</i>	
Coir fibre	5,15,500	5,25,000
Coir yarn	2,96,500	2,99,500
Coir products	1,86,950	2,00,000
Coir rope	56,100	59,500
Curled coir	54,200	59,000
Rubberized coir	75,500	80,000

Figures expressed are fibre equivalent and are mutually exclusive

Estimated consumption of coir and coir products in India during 2009-2010 and 2010-11

<i>Item</i>	<i>2009 - 2010</i>	<i>2010 - 2011</i>
	<i>(Quantity in M.T.) (Estimated)</i>	
Coir fibre	5,07,000	5,17,000
Coir yarn	2,57,500	2,62,500
Coir products	47,010	47,500
Coir rope	51,910	52,400
Curled coir	41,900	42,300
Rubberized coir	70,020	70,700



Estimated state wise employment in India during 2009-10 and 2010-11

<i>Item</i>	<i>2009-10</i>	<i>2010 – 11</i>
Kerala	4,65,900	4,67,900
Tamil Nadu	1,10,300	1,16,200
Karnataka	26,250	27,400
Andhra Pradesh	48,300	50,500
Orissa	13,600	14,500
Others	19,000	20,190
Total	6,83,350	6,96,690

Registration of Industrial Establishments

As per Coir Industry (Regn. & Licensing) Rules, 1958, no person shall work a coir spindle or an industrial establishment unless it has been registered in accordance with the rules.

During the year 2010-2011, 250 Coir Units were registered and 136 Units were renewed through various Offices of the Board.

Total number of Coir Units Registered under (R&L) Rules, with Coir Board as on 31.03.2011 (state wise statement)

Kerala	8693
Tamil Nadu	3490
Andhra Pradesh	674
Orissa	702
Karnataka	540
West Bengal	42
Pondicherry	30
Maharashtra	21
Assam	31
Delhi	17
Uttar Pradesh	17
Union Territory of Lakshadweep	16
Goa	3
Gujarat	1
Andaman & Nicobar	1
Rajasthan	4
Haryana	2
Punjab	5
Madhyapredsh	3
Jammu & Kashmir	2
Tripura	6
Total	14300



The Collection, compilation, analysis and dissemination of statistical data pertaining to Coir Industry are the major functions assigned to the Coir Board under the Coir Industry Act 1953. Statistical data on coconut cultivation, coconut production, potential of raw material, industrial availability of raw material, raw material production, consumption, utilization and export are collected, compiled and published for use by the trade and industry. In order to strengthen the data base and to up-date the data available with the Board, surveys on coir industry, with active involvement of coir producing States and Union Territories, are organized at regular intervals. The Section also collect the details of entrepreneurs in the coir sector, takes up the issues like Tax/Vat etc with the Customs, State Governments and the Central Govt. as and when required. With the limited available source we are catering to the needs of exporters and those who are engaged in the Coir Industry. Export figures are being collected from all Ports and published regularly. The requirement of the industry is attended to by the Board timely.

1. Survey in Coir Industry

It has been decided to conduct surveys and studies on various fields connected with coir industry.

Action has been initiated for conducting the following surveys/studies:

- i) Survey on Coir Industry in India 2010.
- ii Techno-economic feasibility study for setting up of coir industry in States like Gujarat, Maharashtra, West Bengal, States in North East Region and the Union Territory of Andaman & Nicobar.
- iii) Evolving strategies and implementing them for expanding domestic market for coir products including brand building.
- iv) Availability of raw material and its effective utilization in coir industry.
- v) Occupational health hazards of coir workers of Alapuzha District, Kerala.

The Board have selected the institution for conducting the survey/studies and intimated the position to the Ministry for further action. The Board is constantly in touch with the foreign trade association foreign embassies, trade promotion organizations, etc as and when required.

2. Coir Trade Information Centre

During the year under report individual visitors from various states visited CTIC. All the visitors to CTIC and students from various educational institutions utilized the library facilities for reference /project related works. Visitors from various countries visited the CTIC and gathered information on Indian coir. During the year under report students from various educational institutions utilized the library facilities for project related works. The enquiries received during the period 2010-11 at CTIC through Website, Internet, from Overseas Embassies have been disseminated to registered exporters, manufacturers and various consortiums through e-mail. During the year under report all the Tender/Quotation Notices were hosted through the Coir Board website.



3. Computerization of Systems in Coir Board

Implementation of IT and Computerization of the systems in Coir Board in a phased manner engaging National Informatics Centre under the Ministry of Communications & Information Technology, GOI, New Delhi., is a continued programme of the Board. The Coir Trade Information Centre which was set up at Board's HQ at Kochi with the technical guidance of National Centre for Trade Information, New Delhi, continues its functioning by providing necessary trade related statistics to the coir exporters/manufacturers academicians etc. The centre as such is assisting the coir industry to promote coir and coir products in the domestic and international markets.

The e-governance and IT related activities were implemented for carrying out plan programmes of the Board quickly and effectively. The NIC, Kochi has been engaged by the Board for implementation of the total computerization programmes of the Board.

During the year 2010-2011 the following activities were undertaken:

- i) Developed new software in connection with the direct recruitment process.
- ii) Procured 32 computers for the use of Coir Bhavans located in different states in the country.

Training under Human Resources Development

Under the Human Resource Development Programmes, 26 Officers and staff members of Coir Board were deputed for training to various institutes like Indian Institute of Foreign Trade, New Delhi, Kerala Management Association, Kochi, Indo American Chamber of Commerce, Kochi, Engineering Staff College of India, Hyderabad etc.





CHAPTER - IV

SCIENCE & TECHNOLOGY

The Research and Development activities of the Board are carried out by two research institutes viz, the Central Coir Research Institute, Kalavoor and Central Institute of Coir Technology, Bangalore. The Central Coir Research Institute, Alleppey was established in 1959 and the Central Institute of Coir Technology, Bangalore in 1980. The CCRI, Kalavoor concentrates on research concerning both the white and brown fibre sectors and the CICT, Bangalore confines to the brown fibre sector. Identification of new user areas for utilization of coir and coir waste (coir pith), modernization of production infrastructure for elimination of drudgery in manual operation, thereby attaining higher productivity and improvement in quality are integral parts of the research efforts. Research investigations in Central Coir Research Institute have led to development of several new technologies for the coir industry and it has been awarded the prestigious National Research and Development Corporation (NRDC) Technology Awards thrice for innovations in 1999, 2002 and 2004. The recent achievements of the Board include development of a versatile loom, named as "Anupam", and a Mobile Fibre Extraction Machine "Swarna" for extraction and manufacturing various coir products with ease and higher productivity and development of a technology for pollution free retting.

Extension of the fruit of the research at the laboratory level for application at the field level and extension of testing and service facility are two other main areas of activity of the two research institutes. Collaborative research with research organizations, institutes, universities having proven records on varied applications of coir, development of new products, new machinery, product diversification, development of environment friendly technologies, technology transfer, incubation, testing and service facilities are the areas which are given priority consideration.



Fifty Seventh Annual Report 2010-2011

During the reporting period the Institutes earned revenue of Rs.25,13,824.00/- through different extension activities as detailed in Table I

TABLE I

Sl No	Particulars	Quantity Kg	Value Rs.
1.	COIRRET sale from pilot scale laboratory	38Kg	1,560.00
2.	Pithplus sale from Pilot Scale Laboratory	4545.2Kg	2,26,936.00
3.	C-POM	5897Kg	35,382.00
4.	Service charges for testing of coir pith samples in the Pilot Scale Laboratory	114Nos.	3,23,564.00
5.	Service charges for testing of rubberized coir/coir products, shade matching, bleaching etc.	193Nos.	1,89,216.00
6.	Service charges for dyeing/drying	209579	8,53,782.00
7.	Service charges for conversion of coir fibre to coir needled felt	465Sq. Mtr.	6,291.00
8.	Guest house accommodation charges	-	8500.00
9.	Technology transfers from CICT	2 Nos.	55,090.00
10.	Technology Transfer of MFEM(SWARNA)	8Nos.	1,32,360.00
11.	Technology Transfer of Anupam Loom	2Nos.	1,10,300.00
12.	Sale of Anupam loom	1No.	3,55,687.00
13.	Sale of MFEM(SWARNA)	2No.	1,87,605.00
14.	Sale of 3 bobbins of single ply coir yarn		2,047.00
15.	Training programme	11	22,000.00
16.	Sales of mementos	13	1,300.00
17.	Others		2,204.00
	Total		25,13,824.00

The details of progress achieved in each project schemes:

I. Modernization of Production Process:

PILOT SCALE LABORATORY (PSL)

NAME OF PRODUCT	PRODUCTION (kg)	SALE (Kg)	VALUE (Rs.)
COIRRET	50	38	1,560.00
PITHPLUS	4800	4512.8	2, 25,640.00
C-POM	15000	5897	35,382.00
Testing (for entrepreneurs & in house)		*283 Nos.	3, 23,564.00
Human resource development in microbiology/ biotechnology		4 Nos	20,000.00
TOTAL			Rs.6, 06,106.00

*111Nos. of testing has been carried out under the BARC funded project on coir pith: 20 Nos. of testing has been carried out under the BARC funded project on Microtron radiation: 20 Nos. of tests have been carried out under the project on Diseased coconut wood funded by CDB & 18 Nos. of test have been carried out under the Project on particle board by CDB.

R&D ACTIVITIES

Research and Development activities on coir fibre for quality improvement by biobleaching, bio softening and biological treatment of coir retting effluent are being continued in the laboratory. Studies are being continued in the laboratory for the production of Bio ethanol from coir pith by acid hydrolysis. The hydrolysate obtained after subjecting coir pith (acidified with 0.5 % H₂SO₄) to steam explosion at 15 lbs pressure (121°C) for one hour and analyzed its concentration using UV-Visible spectrophotometer. In continuation

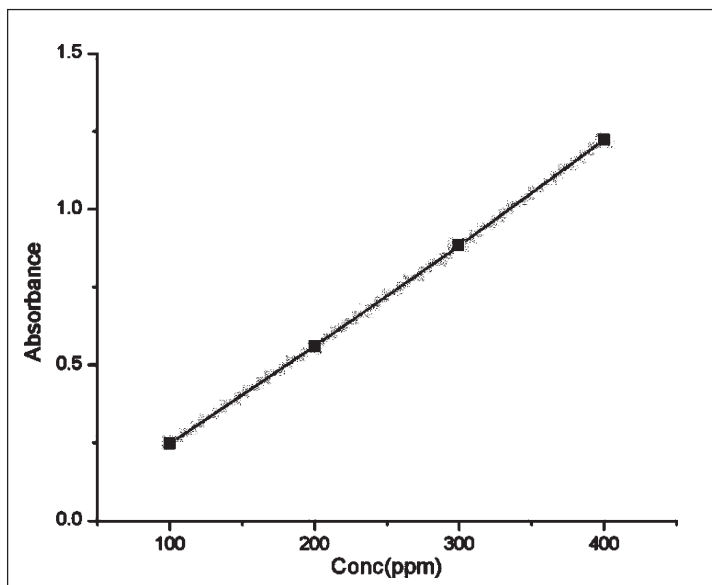


Fig 1. Reducing sugar in acid hydrolyzate of coir pith

of the work, reducing sugars in the hydrolysate of coir pith at regular intervals were measured spectrophotometrically at a wavelength of 510 nm (Fig 1). Absorbance of reducing sugars viz, fructose, and glucose and pentosan in the extracted sample solution of coir pith were estimated from the standard curve of glucose using DNS method. Result reveals that the total reduced sugars and pentosan concentration in the sample of coir pith were estimated as 5.8 % & 1.23% respectively.

CDB PROJECT

Research investigations were undertaken on the extraction of cellulose from diseased wood samples (Hard Wood) under a project sponsored by the Coconut Development Board. Microcrystalline cellulose (MCC) was produced by the acid hydrolysis (HCl) of cellulose extracted from the diseased coconut wood and yielded nano cellulose by the acid hydrolysis using HBr. Nanocellulose is a material that is extracted from wood fibres. Nano cellulose has been reported to be a super material having immense applications to make membranes and other reserve parts for the human body.

Cellulose% in wood samples


Sample	Sample Weight (gm)	Moisture Content (%)	Decreased Weight (gm)	Weight of product (gm)	% of product
Medium Diseased	300	10.09	269.73	77	28.547
High Diseased	300	5.0	285	74	25.96

Studies were also been carried out for the extraction of sodium lignosulphonate from the wood sample and the residue was used for the extraction of cellulose by delignification process and the result is as follows.


Sodium Lignosulphonate in the wood samples

Sample	Sample Weight (gm)	Moisture Content (%)	Decreased Weight (gm)	Weight of product (gm)	% of product
Normal	1.9560	7.4280	1.8107	217	11.98
Low Diseased	2	37.6	1.2480	80	6.4
Medium Diseased	2	14.4	1.7120	88	5.14
High Diseased	2	0.771	1.9846	62	3.1234

Scanning Electron Microscope (SEM) of cellulose extracted from wood



Cellulose from medium diseased wood



Cellulose from highly diseased wood

II. Development of Machinery & Equipments:


R&D ACTIVITIES

Designed and fabricated one Mobile Fibre Extraction Machine (SWARNA). This technology has been transferred to 7 machinery manufacturers/entrepreneurs during this year. The machine has been demonstrated in various seminars and other programmes. The approximate cost of the machine is Rs.1,50,000/- A unit has already been operated at CCRI during the year to confirm the reliability of the machine, for which about 5,00,000 husk have been processed during the period. Totally 140nos.of demonstrations have been carried out during this year.

A technique has been developed to make particle board with tender coconut husk without any binder. The tender coconut husk is shredded in a mill and pressed in a hydraulic press under elevated temperature. The board can be used for partition wall, ceiling, wall paneling etc. The manufacturing of the board will eliminate problem of all unwanted coconut husk waste.

The Anupam loom developed at CCRI has been demonstrated in various coir processing areas. Two more looms have been fabricated during this year and given for demonstration. This technology has been transferred to 2 machinery manufacturers. Totally 134 demonstrations have been carried out during this year. 113 Nos. of demonstrations have been carried out with Anugraha loom also during this year.

A joint workshop on demonstration of value-addition technologies was held at Coconut Development Board, Kochi on 24.04.2010 in connection with the project on Design & fabrication of an equipment and technique for composting of tender coconut husk" financed by Coconut Development Board.



III. Product Development & Diversification

R&D ACTIVITIES

Spinning of blended yarn of coir and sisal in the ratio of 80:20 and having runnage of 1000m/Kg to 1200m/kg was continued during this year. A total of 140.65kg of yarn was produced and used for making thin coir-cotton fabric. This fabric was produced in two width ie. 60cm and 100cm a total of 288 mtrs. In 60cm width and 42.5mts. in 100cm width were produced and used for the manufacturing of 500Nos. coir bags for presenting to the VIPs and to be sold through Coir Bhavans as part of the popularization of coir bags. A total of 498 Nos. of coir bags were manufactured out of these a total of 150bags @ 50bags each were distributed to All India Editorial Conference held at Palakkad, members of Hindi Salahkar Committee and to the Ministry of MSME for popularization of the use of coir bags.

Development of corrugated roofing sheets from coir non woven felts and mats is the project taken during the period in collaboration with IPIRTI, Bangalore. The use of coir for roofing sheets will be studied under the project. Two types of corrugated roofing sheets have been developed again finding out strength load bearing capacity and water absorption. The initial tests revealed that adding bamboo mat along with coir gives more load bearing capacity than with steel wire. Trials were carried out and product developed exhibited in different exhibitions.

Fabrication of Table top die is one of the unique products developed by CICT, Bangalore. After the development of moulded articles the design was prepared to develop readymade



table tops from coir matting. The table tops were manufactured with matting as well as plain felt. Both the products are of good appearance. No laminations are required. They have attractive natural look and can be used as it is. The properties give the products an edge over the convenient products:

IV. Development of Environment friendly technologies:

- Based on the reports the Kerala State Pollution Control Board (KSPCB) has declared that the dye house sludge of coir industries is non-hazardous and, therefore, it does not come under the purview of Hazardous Wastes (Management, Handling & Transboundary Movement) Rules, 2008. The PCB notification, issued in the wake of an earlier Supreme Court directive to some coir exporters and small scale producers involved in bleaching and dyeing of coir fibre/ yarn without proper sludge disposal system, to adhere to the PCB norms within a specified time limit, comes as a great relief to the coir industry as a whole.
- Demonstration on the application of COCOLAWN was done at the chamber of Hon. Secretary, Ministry of MSME, Govt of India, New Delhi
- Visited the coir fibre extraction centers at Lakshadweep to assess the infrastructural facilities for setting up of composting unit and for conducting field level demonstrations on COIRRET / PITHPLUS and treatment of coconut husk retting effluent.

Dye House:

Totally 209.58MT of yarn was dyed and an amount of Rs. 8, 53, 782/- has been realized as service charges.

V. Technology Transfer, Incubation, Testing & service Facilities:

TRAINING

Training on the technologies developed in the Department viz application of COIRRET for quality improvement of green husk fibre, composting of coir pith using PITHPLUS, treatment of coconut husk retting effluent, Cocolawn etc. were imparted to 3 nos of Training Assistants from RO, Pollachi, RO, Bangalore and Assam Showroom. Power point presentations were made on the above R& D technologies to visitors from Sri Lanka and coir entrepreneurs / agriculturists from Salem Dist, Tamil Nadu.

Participation in National & International Seminars:

- The two research institutes participated in various national and international exhibitions/ seminars/workshops.
- The Government of India had deputed Dr. U.S.Sarma, Director RDTE, Coir Board, for participating in the Seminar "Future Forum 2020" held at Leiden, Netherlands on 5th & 6th October 2010. Director, R.D.T.E. participated in the discussion and informed that the natural fibres & their waste materials are metal hungry products which could absorb large quantities of transition and rare earth metals.





CHAPTER - V

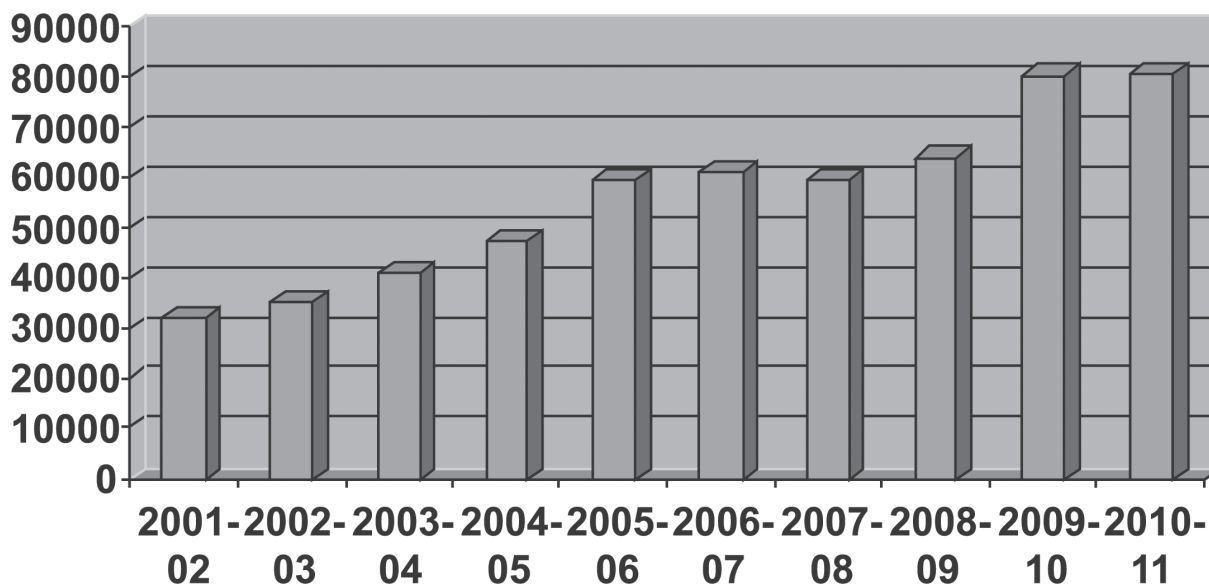
EXPORT PROMOTION

The export of coir and coir products from India for the year 2010-2011 reached an all time high level of 321016.02 tonnes valued at Rs.807.07 crores. This recorded an increase of 9% in quantity and a marginal increase of 0.4% in terms of value over the export achieved during 2009-2010. During 2009-2010, the export of coir and coir products was to the tune of 294508.05 tonnes valued at Rs.804.05 crores. The export during the year under report has surpassed the target set forth at Rs.800 crores fixed by the Ministry of Micro Small & Medium Enterprises, Govt. of India, for coir and coir products for the year 2010-2011.

1. Export Trend in General

Export of coir and coir products from India during the period April 2010 to March 2011 was 321016.02 M.T valued at Rs.807.07 crores as against export of 294508.05 MT valued at Rs.804.05 crores made during the corresponding period of the previous year. The increase recorded in quantity is 26508 MT (9%) and in value is Rs.3.02 crores (0.4%). During the period April 2010 to March 2011 export of **Coir fibre, Coir rugs & Carpet, Curled Coir & Coir pith** have shown an increase both in terms of quantity and value as compared to the previous year. The items such as **Handloom Mats, Tufted mat, Handloom matting, Coir Geo-textile, Coir Rope and Rubberized coir** have shown a decrease both in terms of quantity and value when compared to the corresponding period of previous year. The items Coir yarn and Coir other sorts have shown an increase in value even though the quantity have decreased.

**EXPORT OF COIR & COIR PRODUCTS FROM INDIA
for the last 10 years, in terms of Value (Rs. in Lakhs)**





Fifty Seventh Annual Report 2010-2011

A table showing the item-wise export of coir and coir products from India during the period April 2010 to March 2011 is given below:

SUMMARY OF EXPORT OF COIR AND COIR PRODUCTS FROM INDIA APRIL 2010 -MARCH 2011

Quantity in Tonnes Value in Rs. Lakhs

Product Name	April - March-2011		April - March-2010		Comparative%	
	QTY	VAL	QTY	VAL	QTY%	VAL%
Coir fibre	83393.01	12148.55	73074.93	9742.03	14.12	24.70
Coir yarn	5021.96	2685.34	6108.35	2461.21	-17.79	9.11
Handloom mats	29409	21525.8	36297.71	25428.01	-18.98	-15.35
Power loom mat	0	0	2.84	2.03	-100.00	-100.00
Tufted mat	33349.2	23968.41	36991.21	25351.24	-9.85	-5.45
Handloom matting	1406.49	1244.72	1832.24	1425.28	-23.24	-12.67
Power loom matting	0	0	2.41	3.04	-100.00	-100.00
Coir Geo-textile	3266.63	1823.05	3754.44	2023.77	-12.99	-9.92
Coir rugs & carpet	1146.81	826.22	46.17	45.38	2383.89	1720.67
Coir rope	211.56	86.72	430.56	165.92	-50.86	-47.73
Curled coir	5527.08	1056.52	3365.7	668.33	64.22	58.08
Rubberized coir	383.39	476.89	629.78	713.39	-39.12	-33.15
Coir pith	157854.93	14829.02	131916.67	12347.06	19.66	20.10
Coir other sorts	45.96	35.84	55.04	28.53	-16.50	25.62
Total	321016.02	80707.08	294508.05	80405.22	9.00	0.38

2. Composition of Export

Tufted mats constituted 10.38% in terms of quantity and 29.69% in terms of value during the period under review and it is one of the major items of coir product exported from India. Handloom mats constituted 9.16% in quantity and 26.67% in value, coir pith constituted 49.17% in quantity and 18.37% in value. The table showing the composition of export of coir for the period April 2010 to March 2011 in quantity and value is given below:

Composition of Export (Share in %)

Name of Item	April 2010 - March 2011		April 2009 - March 2010	
	Qty.	Value	Qty.	Value
Tufted mat	10.39	29.70	12.56	31.53
Handloom mats	9.16	26.67	12.32	31.62
Coir pith	49.17	18.37	44.79	15.36
Coir fibre	25.98	15.05	24.81	12.11
Coir yarn	1.56	03.33	2.08	3.06
Coir Geo-textile	1.02	02.26	1.28	2.52
Handloom matting	0.44	01.54	0.62	1.77
Curled coir	1.72	01.31	1.14	0.83
Coir rugs & carpet	0.36	01.02	0.02	0.06
Rubberized coir	0.12	0.59	0.21	0.89
Coir rope	0.07	0.11	0.15	0.21
Coir other sorts	0.01	0.05	0.02	0.04
Powerloom mat	0	0	0	0
Powerloom matting	0	0	0	0
Total	100	100	100	100



3. COMMODITY-WISE ANALYSIS

Among the items of export, the items which showed major increase in terms of per-centage growth in quantity and value and also declining trend are detailed below:-

INCREASE

COIR FIBRE:

Export of this item has increased from 73074.93 tonnes to 83393.01 tonnes in quantity (14%) and in terms of value it increased from Rs. 9742.03 to 12148.55 lakhs (25%) when compared to the corresponding period of the previous year.

COIR RUGS & CARPETS:

Export of this item has increased from 46.17 tonnes to 1146.81 tonnes in terms of quantity (2384%) and in terms of value it increased from Rs.45.38 lakhs to Rs.826.22 lakhs (1721%) when compared to the corresponding period of the previous year.

COIR PITH

Coir pith, a major item among exports has increased from 131916.67 tonnes to 157854.93 tonnes in quantity (20%) and in terms of value it increased from Rs. 12347.06 lakhs to 14829.02 lakhs (20%) when compared to the corresponding period of the previous year.

CURLED COIR:

Export of this item has increased from 3365.70 tonnes to 5527.08 tonnes in quantity (64%) and in terms of value it increased from Rs.668.33 lakhs to Rs.1056.52 lakhs (58%) when compared to the corresponding period of the previous year.

DECREASE

HANDLOOM MATS:

Export of this item has decreased from 36297.71 tonnes to 29409 tonnes in quantity (19%) and in terms of value it decreased from Rs.25428.01 lakhs to Rs.21525.80 lakhs (15%) when compared to the corresponding period of the previous year.

TUFTED MAT:

Export of this item has decreased from 36991.21 tonnes to 33349.20 tonnes in quantity (10%) and decreased from Rs.25351.24 lakhs to Rs.23968.41 lakhs (5%) in terms of value when compared to the corresponding period of the previous year.

HANDLOOM MATTING:

Export of this item has decreased from 1832.24 tonnes to 1406.49 tonnes in terms of quantity (23%) and decreased from Rs.1425.28 lakhs to Rs.1244.72 lakhs in terms of value (13%) when compared to the corresponding period of the previous year.

COIR GEO-TEXTILE:

Export of this item has decreased from 3754.44 tonnes to 3266.63 tonnes in quantity (13%) and decreased from Rs.2023.77 lakhs to Rs.1823.05 lakhs (10%) in terms of value when compared to the corresponding period of the previous year.



COIR ROPE:

Export of this item has decreased from 430.56 tonnes to 211.56 tonnes in quantity (51%) and in terms of value decreased from Rs.165.92 lakhs to Rs.86.72lakhs (48%) when compared to the same period of the previous year.

EXPORT DESTINATION.

During the period April 2010-March 2011, 111 countries imported coir and coir products from India. USA continues to be the major importer of coir and coir products in terms of value with its share of 25.46% and 15.82% in quantity. China became the major importer of Coir & Coir Products in terms of quantity with a share of 26.26% and 15.40% in value. EU countries viz. Netherlands, UK, Germany, Italy, Spain, France, Belgium, Denmark, Portugal, Finland, Sweden, Irish Republic, Austria and Greece imported 29.97% in terms of quantity and 35.74% in terms of value from India. The other countries, which imported substantial quantities of coir during the year under report, are Canada, Australia, South Korea, Japan, Russia, and Brazil.

4.1 The Item-wise and destination-wise export of major coir items during April 2010- March 2011 and growth rate are furnished:

4.2 COIR HANDLOOM MATS

Eighty eight countries have imported coir handloom mats from India during the year 2010-2011. The important markets for coir handloom mats and the market share in terms of quantity and value and growth rate when compared to previous year is detailed below.

Sl. No.	Country	Growth Rate			
		Qty %	Value %	Qty %	Value %
1	USA	33.85	35.66	-5.95	-8.80
2	UK	8.46	8.53	-24.67	-19.22
3	Netherlands	5.31	5.08	13.46	4.96
4	Canada	4.80	5.03	53.35	53.35
5	Germany	4.18	4.62	9.14	10.53

4.3 COIR TUFTED MATS

Seventy six countries have imported PVC tufted mats from India during the year 2010-2011. The important markets for PVC tufted mats and the market share in terms of quantity and value and growth rate when compared to previous year is detailed below.

Sl. No.	Country	Growth Rate			
		Qty %	Value %	Qty %	Value %
1	USA	36.32	36.97	-9.56	-12.93
2	UK	11.80	11.16	21.77	30.37
3	Germany	8.22	8.49	-25.88	-20.36
4	Italy	7.49	7.21	-3.10	-0.96
5	Spain	4.98	4.85	2.68	3.85



4.4 COIR YARN

Twenty three countries imported coir yarn from India during the year 2010-11. The important markets for coir yarn and the market share in terms of quantity and value and growth rate when compared to previous year is detailed below.

Sl. No.	Country	Growth Rate			
		Qty %	Value %	Qty %	Value %
1	Netherlands	30.03	35.46	-1.77	11.26
2	Italy	16.35	16.13	-1.74	-7.35
3	France	9.26	9.92	71.48	54.76
4	Belgium	10.02	9.32	-8.91	-20.75
5	USA	10.36	8.29	29.02	24.47

4.5 COIR PITH

Seventy Six countries have imported coir pith from India during the year 2010-2011. The important markets for coir pith and the share in terms of quantity and value and growth rate when compared to previous year is detailed below.

Sl. No.	Country	Growth Rate			
		Qty %	Value %	Qty %	Value %
1	Netherlands	20.53	23.42	-24.05	-16.15
2	South Korea	23.57	20.63	21.31	32.41
3	USA	15.86	14.86	-3.35	-11.60
4	Spain	9.21	8.70	2.33	-4.40
5	Australia	3.91	4.83	-13.30	-11.70

4.6 COIR HANDLOOM MATTING

Twenty six countries have imported coir handloom matting from India during the year 2010-2011. The important markets for coir handloom matting and the market share in terms of quantity and value and growth rate when compared to previous year is detailed below.

Sl. No.	Country	Growth Rate			
		Qty %	Value %	Qty %	Value %
1	UK	22.51	24.40	10.34	9.02
2	USA	29.35	22.83	-3.90	-6.32
3	Germany	11.64	16.92	24.62	37.67
4	South Africa	5.81	6.22	37.03	24.40
5	Belgium	3.45	3.90	3.29	-6.02



4.7 COIR GEOTEXTILES

Twenty four countries have imported coir geotextiles from India during the year 2010-2011. The important market for coir geotextiles and the share in terms of quantity and value and growth rate when compared to previous year is detailed below.

Sl. No.	Country	Growth Rate			
		Qty %	Value %	Qty %	Value %
1	USA	48.29	42.30	18.39	17.04
2	France	14.44	15.62	28.47	28.24
3	Australia	8.92	7.64	-11.86	-16.96
4	Japan	5.62	7.20	-54.31	-53.40
5	Germany	5.07	5.86	26.12	38.53

4.8 COIR RUGS & CARPETS

Twentyfour countries have imported coir rugs & carpet from India during the year 2010-2011. The important markets for coir rugs & carpet and the market share in terms of quantity and value and growth rate when compared to previous year is detailed below.

Sl. No.	Country	Growth Rate			
		Qty %	Value %	Qty %	Value %
1	USA	38.99	45.46	202.95	222.87
2	UK	26.67	22.39	268.88	164.66
3	Australia	7.37	7.05	0.00	0.00
4	South Africa	3.85	3.63	0.00	0.00
5	Greece	3.51	3.12	0.00	0.00

4.9 RUBBERISED COIR

Eighteen countries have imported rubberized coir from India during the year 2010-2011. The important markets for rubberized coir and the share in terms of quantity and value and growth rate when compared to previous year is detailed below.

Sl. No.	Country	Growth Rate			
		Qty %	Value %	Qty %	Value %
1	Germany	27.74	28.88	85.18	81.29
2	Maldives Islands	14.38	14.47	-55.79	-60.79
3	Malaysia	8.36	9.36	144.44	172.09
4	South Korea	8.79	8.69	44.81	60.63
5	USA	6.71	8.50	493.81	507.14

4.10 COIR FIBRE

Eighteen countries have imported coir fibre from India during the year 2010-2011. The important markets for coir fibre and the market share in terms of quantity and value and growth rate when compared to previous year is detailed below.

Sl. No.	Country	Growth Rate			
		Qty %	Value %	Qty %	Value %
1	Republic of China	96.17	95.56	-1	-1.14
2	Russia	1.16	1.64	0.00	0.00
3	USA	0.81	0.84	84.09	75
4	Belgium	0.47	0.55	-27.69	-32.93
5	South Korea	0.40	0.41	0.00	0.00

4.11 COIR ROPE

Seven countries have imported coir rope from India during the year 2010-2011. The important markets for coir rope and the share in terms of quantity and value and growth rate when compared to previous year is detailed below.

Sl. No.	Country	Growth Rate			
		Qty %	Value %	Qty %	Value %
1	France	41.58	65.83	1.66	0.23
2	Malaysia	35.73	15.90	183.80	178.46
3	Maldives Island	8.18	9.23	476.06	412.78
4	Germany	2.68	3.96	0.00	0.00
5	Republic of China	8.70	3.54	-78	-78.60

4.12 COIR OTHER SORTS

Seven countries have imported coir other sorts from India during the year 2010-2011. The important markets for coir other sorts and the share in terms of quantity and value and growth rate when compared to previous year is detailed below.

Sl. No.	Country	Growth Rate			
		Qty %	Value %	Qty %	Value %
1	Netherlands	28.43	29.27	481.39	246.39
2	USA	33.61	27.01	651.90	364.09
3	Switzerland	20.17	21.99	0.00	0.00
4	Taiwan	7.71	9.95	0.00	0.00
5	Germany	8.15	8.27	-13.39	-44.50



4.13 CURLED COIR

Four countries have imported curled coir from India during the year 2010-2011. The important markets for curled coir and the share in terms of quantity and value and growth rate when compared to previous year is detailed below.

Sl. No.	Country	Growth Rate			
		Qty %	Value %	Qty %	Value %
1	Republic of China	63.84	59.40	63.82	85.28
2	Russia	33.87	38.44	-39.08	-39.10
3	Malaysia	1.59	1.50	-63.11	-59.79
4	Poland	0.70	0.66	-37.50	-38.89

Export Market Promotion

Export Promotion is one of the important thrust areas being emphasized by Coir Board for the sustainable development of the Indian Coir Industry. Being a traditional and export oriented industry, any fluctuations in the export trend have a direct bearing on this industry. The major export promotional tools implemented by Coir Board in association with trade and industry are participation in major international fairs in India and abroad on a country/product specific basis, product promotion programmes, catalogue shows, international seminar and conferences, organizing workshops, undertaking publicity through specialized trade magazines, extending external market development assistance to exporters for various export promotion activities encouraging exports and export related activities by presenting national coir industry awards etc. The Board is also extending statutory support such as grant of registration as exporter, issue of RCMC, issue of Certificate of Origin and facilitating the trading community on various aspects such as taxation, shipping, incentive schemes under the Foreign Trade Policy etc. All these efforts helped the coir industry to increase its global competitiveness overcoming the various demotivating factors such as economic turbulence in export markets like EU, cascading effects of global recession, depreciation of currencies like Euro & GBP, voluminous nature of coir products and subsequent reduced loadability, compulsory transshipment even after operationalisation of ICTT at Vallarpadam, high freight rate, increased port charges, low unit value etc. The performance of the programmes along with physical achievements is furnished in the table below:



Sl. No.	Schemes	Details of Activities			
1.	Participation in international fairs	Name of the event	Country	Duration	Officers Deputed
		National Hardware Show, Las Vegas	USA	4-6 May, 2010	1. Shri.R Gopalakrishna Pai, Sr.Auditor & P S to Chairman
		Made in India Show, Johannesburg	South Africa	30 Aug-1 Sep, 2010	1.Shri V.S.Vijayaraghavan, Chairman, Coir Board 2. Shri D Rajendran, Manager Gr. I
		International Horti Fair, Amsterdam	Netherlands	12-15 Oct., 2010	1.Shri V.S.Vijayaraghavan, Chairman, Coir Board 2.Dr.(Smt.) Das Anita Ravindranath, Sr. Scientific Officer
		Mega Show, Part I, Hong Kong	Hong Kong	20-23 Oct., 2010	Shri. S Kesava Murthy Manager Gr. III
		Australian International Sourcing Fair, Melbourne	Australia	17-19 Nov., 2010	1. Shri V.S Vijayaraghavan, Chairman, Coir Board 2. Shri P K Ravi, Senior Scientific Officer (Poly)
		Domotex International Trade Fair, Honnover	Germany	15-18 January, 2011	Shri M Kumaraswamy Pillai Director (Marketing)
		Expo of International Erosion Control Association, Orlando, Florida	USA	20-23 February, 2011	1. Shri V.S Vijayaraghavan, Chairman, Coir Board 2. Dr. U S Sarma, Director (RDTE)
		Agro Mashov 2011, Tel Aviv	Israel	2-3 March, 2011	Smt. Anita Jacob, Deputy Director
2.	Participation in International exhibition in India	Name of the Event	Place	Duration	
		India-Asean Business Fair (IZBF) & Business Conclave, New Delhi	New Delhi	2-6 March, 2011	
3.	Participation in International seminars and conferences	Name of the Event	Country	Duration	Officers Deputed
		Environmental Connection'11, Orlando, Florida	USA	20-23 February, 2011	1. Shri V.S Vijayaraghavan, Chairman, Coir Board 2. Dr. U S Sarma, Director (RDTE)
		Future Forum 20:20 organised by International Natural Fiber Organisation (INFO), Amsterdam	Netherlands	5-6 October, 2010	Dr. U S Sarma, Director (RDTE)
		Future Forum 20:20 organised by International Natural Fiber Organisation (INFO) at Kuala Lumpur	Malaysia	16-17 March, 2011	Dr. U S Sarma, Director (RDTE)



4.	Catalogue Shows	Country	Duration
		Abha in Saudi Arabia	November, 2010
		Jiddah in Saudi Arabia	November, 2010
		Tabuk in Saudi Arabia	November, 2010

5.	Product Promotion Programme	Country	Duration
		Manila, Philippines	2-8 December, 2010

6.	Publicity abroad	Number of Publications
		Generic ad blitz in ten reputed trade magazines and specialized publications. In addition, promotional blow ups were produced on the end use applications of various coir products.

7.	External Market Development Assistance scheme	Number of Exporters/ entrepreneurs availed assistance	Amount disbursed
		52	38,42,861/-

8.	Registration of exporters	Number of exporters registered during the year
		109 Nos.

9.	Issue of certificate of origin under GSP	No. of GSPs	Qty.	Value
		2978 Nos.	35,549.88 MT	Rs.26,396.42 lakh

10.	Issue of RCMC	Number of exporters obtained RCMC during the year
		141 Nos.

Coir Board directly organised national participation in Domotex International Trade Fair, Hannover, Germany by setting up an 'Indian Coir Pavilion' by appointing an International agency through global bidding process.

Attractive display of coir and coir products including novel products were made along with display of blow ups and posters in all the international fairs. As a part of conveying the message of coir, catalogues and small samples of coir products were displayed in catalogue shows. In all these programmes, different publicity materials and other product information were also disseminated. The response from the importers was very encouraging and the Board received a lot of trade leads from the exhibitions besides assessing the market conditions, quality requirements, delivery schedule etc. The export enquiries received were circulated to the trade.



11. Coir Industry Awards

Coir Industry Awards for the year 2009-10 for Excellent Performance in the fields of Export of Coir Products, Coir Yarn, Coir Geotextile, Coir Pith, Rubberised Coir, Largest Exporter of Coir and Coir Products were presented by the Hon'ble President of India, Her Excellency Smt. Prathibha Devisingh Patil in the presence of Shri. Dinsha J Patel, Hon'ble Union Minister for Micro, Small & Medium Enterprises, Shri. Dinesh Rai, IAS, Secretary, MS&ME and Shri. V S Vijayaraghavan, Chairman, Coir Board at the National MS&ME Award function held at Vigyan Bhavan, New Delhi on 31 August, 2010.

12. Market Intelligence Study in UK & other EU countries

With the objective of assessing the market potential including trends and preferences, tariff & non-tariff barriers of coir products vis-à-vis competing products and to carry out SWOT analysis of coir products in comparison to competitors and to formulate an aggressive market promotion strategy, the Board had conducted a Market Intelligence Study in UK and other EU countries through the Indian Institute of Foreign Trade (IIFT), New Delhi. The report furnished by the IIFT has examined by the Board at various levels for taking necessary follow up action.

13. Facilitation of exporting fraternity

Against the representations made by the Federation of Indian Coir Exporters' Association (FICEA), the Board took up the issue of reviving the incentives provided to the handloom coir sector of the coir industry under the Foreign Trade Policy of the Govt. of India with the Director General of Foreign Trade. The FICEA had represented the difficulties faced by the coir exporters in the Regional Office of the Director General of Foreign Trade (DGFT) in availing the benefits under the Focus Product Scheme to the handloom coir mats exported by the coir exporters on the ground that it will not come under Chapter 57 of the ITC (HS) Code. The matter was taken up by the Coir Board through the Ministry of MSME with the DGFT and Central Board of Excise & Customs (CBEC). The then Secretary to Govt. of India, Ministry of MSME convened an inter-ministerial meeting on 09-08-2010 involving the senior officials from the Ministry of Finance, DGFT, Chairman, Coir Board and other officers of the Board and representatives of the Coir exporters at which the difficulties experienced by the coir sector in realizing the incentives under the Foreign Trade Policy of the Govt. of India was highlighted. Subsequently, the matter was pursued with the DGFT and the Ministry of Finance by the Coir Board. In addition, Chairman, Coir Board and Officials of the Board also participated in the Sectoral Review Meeting held by the DGFT on 07-12-2010 and presented the grievances and requirements of the Indian coir sector. As a result of the collective and synergized efforts, it became possible to re-introduce all the incentives which were being provided to the coir sector and to get some additional benefits for handloom products as well. The details of incentives now available for the coir sector under the Foreign Trade Policy of the Govt. of India and duty draw back scheme are given below:



Fifty Seventh Annual Report 2010-2011

- Duty credit scrip of 1.5% under the Duty Entitlement Pass Book (DEPB) Scheme for all coir goods exported in packed form (Upto 30 September, 2011).
- Fiscal incentive ranging from 1% to 4.7% under the Duty Drawback scheme of the Dept. of Revenue.
- Coir mats are eligible for Duty Drawback benefit of 3.5%.
- Handmade coir floor coverings under Chapter 57 of the ITC (HS) Code are eligible to get 5% duty credit scrip under the Special Focus Product Scheme with 2% bonus benefits.
- Duty credit scrip of 2% under the Focus Product Scheme of Ministry of Commerce, for selected products like coir fibre, coir pith, coir yarn, coir geo-textiles, coir rope, coir garden articles & curled coir.
- Duty credit scrip of 3% under the Focus Market Scheme of Ministry of Commerce, for all coir products exported to 109 countries notified in Appendix 37C of the Handbook of Procedure Vol. I
- In addition, usual benefits like Duty Free Import of inputs and capital goods as per Advance Authorization Scheme, Duty Free Import Authorization (DFIA) Scheme, Export Promotion Capital Goods (EPCG) Scheme etc. are also available.



CHAPTER - VI

DOMESTIC MARKET DEVELOPMENT

In pursuance of Section 10(1) of Coir Industry Act 1953, Coir Board has been taking various measures for popularizing coir goods and expanding the domestic market. Establishment and maintenance of Showroom and Sales Depots (Coir Bhavans), participation in fairs and exhibitions within the country, providing Market Development Assistance to State supported organizations for enlarging marketing network, organizing generic publicity through press, television, website and radio and erection of hoardings are the measures taken by Coir Board towards achieving the objective.

Establishment & Maintenance of Showroom & Sales Depot/Support System for Showrooms including N.E. Region.

Improving the marketing of coir fibre, coir yarn and coir products in India and elsewhere and preventing unfair competition is one of the major functions under Section 10 of the Coir Industry Act 1953. As a part of regulating the above functions, during the period under report, Coir Board maintains 30 Showroom and Sales Depots and 2 Sub -Depots in the potential towns in the country which functions as sales outlets for helping the Small Scale Manufacturers/Co-operative Societies to market the coir products manufactured by them. Out of the 30 Showroom and Sales Depots and 2 Sub-Depots, three of the Showrooms are in North Eastern States viz; Agarthala, Gangtok and Guwahati.

It is worth mentioning that during the year 2010-11 the Board could achieve 94% of sales target and during the period under report the following nine Showroom & Sales Depots under the Board have achieved the sales target fixed:

1. SR &SD Madurai
2. " Jammu
3. " Hyderabad
4. " Bangalore
5. " Trivandrum
6. " Guntur
7. " Chandigarh
8. " Patna
9. " Trissur

As a measure of developmental activities in Domestic Market Division, the Board is continuing the engagement of Authorised Retail Outlets in important cities of the state viz; Kerala, Karnataka, Tamil Nadu and Andhra Pradesh.



Appointment of Consignors

The coir goods being sold through Board's Showroom and Sales Depots are consigned by various Small Scale Manufacturers, Co-operative Societies, Government units etc. located in different parts of the country on consignment basis. Accordingly, a lumpsum commission of 15% towards sales promotional expenses on coir goods, 15% + 10% towards sales promotional expenses on Rubberized Coir Products and 5% Commission on Research Products like Coir Pith, Garden Articles, etc. and also Coir Handicrafts products is realized when the payment of proceeds are effected to the consignors. Through the consignment system, the consignors will get ample opportunity to market their products all over India and also to improve their productivity and profits.

During the period under report, one new consignor was also enrolled for consigning their coir products to Board's various SR & SDs. Accordingly, the total number of registration of consignors at the end of 2010-'11 stood at 127.

Participation in domestic exhibitions

Participation in important exhibitions helped to popularize and promote coir and coir products and thereby boost up the sales of coir products through various Showrooms under the Board. This is a continuous programme which comes under the major head "Domestic Market Promotion" under Plan General. During the period under report, the Board participated in 134 exhibitions and an amount of Rs.2, 06, 73,373.00 lakhs (Provisional) has been incurred for participation in exhibitions.

Market Development Assistance (MDA) scheme

The Market Development Assistance (MDA) Scheme has been introduced by Coir Board w.e.f 2000-'01 in lieu of Rebate Scheme that was in operation in the Coir Sector till 1999-2000. The MDA is linked with the sales performance of the concerned beneficiary organization and aims at providing incentives for better performance. The following are the main objectives of the Scheme:

- i) To promote the sale of coir and coir products manufactured by the Co-operatives and Public Sector Enterprises committed to payment of minimum wages and other obligatory benefits to coir workers and thereby encouraging sustained production and better employment opportunities.
- ii) To provide financial support on a continuing basis round the year to the Co-operatives and Public Sector Enterprises who undertake market development programme.

Based on the SFC approval from the Ministry, the scheme is continuing under the Board on the existing guidelines of the MDA Scheme during the XIth Five Year Plan. Accordingly the Scheme proposes to provide financial assistance to the Apex Co-operative Societies, Central Co-op. Societies, Primary Co-op. Societies, Public Sector Enterprises in the coir industry and Showroom and Sales Depots (Coir Bhavans) and Hindustan Coir under the Board. The MDA





is granted @ 10% of their average annual sales turnover of coir products including coir yarn and rubberised coir goods during the proceeding three financial years.

The assistance will be shared on 1:1 basis between the central government and the concerned State/Union Territory Government. As far as the MDA Scheme is concerned, there is no separate fund allocation under the head Market Development Assistance. Therefore, the disbursement of central share of MDA will be subject to the fund availability with Coir Board under the head "Plan General".

During the year 2010-11, the Board has disbursed an amount of Rs.4,63,79,113/-towards MDA through State Government. State-wise details are noted below:

Sl.No.	State	(Rs.)
1.	Government of Kerala	2,59,99,972.00
2.	Government of Tamil Nadu	47,74,539.00
3.	Government of Karnataka	34,26,340.00
4.	Govt. of Orissa	2,06,262.00
5.	Coir Board SR & SDs & Hindustan Coir	1,19,72,000.00
	Total	4,63,79,113.00



CHAPTER – VII

INDUSTRIAL DEVELOPMENT

The Coir Industry is a labour intensive and export oriented industry employing more than 6 lakhs persons. The decentralized operations in the coir industry without adequate training of spinners and weavers have been posing problems particularly for ensuring the desired level of quality in the ultimate products. Inferior quality may ultimately turnout to be detrimental to the concerned efforts towards overall development of the industry and also its survival, particularly it being a traditional product. Under the Skill Development Scheme different kinds of activities viz. Training Value Added Products manufacturing, Mahila Coir Yojana, Subsidy for distribution of Ratts, Entrepreneurial Development Programme, Quality Improvement Programme, Exposure Tour and Seminar are being undertaken by Coir Board through Regional Offices/Field Training Centers.

Scheme for Financial Assistance

The principal thrust of the Development of Production Infrastructure Scheme of the Ministry of MSME being implemented through the Coir Board, a statutory body under the administrative control of Ministry of MSME, is on development of infrastructure for the sustainable development of coir sector. The scheme envisages provision of financial assistance for setting up new coir units and modernization of existing units for the sustainable growth of the coir sector. Due to the extension of coconut cultivation to non-traditional coconut producing states, coir industry also expanded its activities to such states with the assistance of the Coir Board for development of infrastructure for setting of coir units.

The scheme is in operation since 7th Five Year Plan. Under the existing scheme, financial assistance was being provided to coir production units at the rate of 25% of the cost of equipment and infrastructure facilities subject to maximum of Rs.1.5 lakhs for new units and Rs.50, 000/- for modernization of existing units. Coir Board, Kochi is the Nodal Agency. The scheme will be implemented through the Regional/Sub-Regional Offices of the Coir Board in association with District Industries Centers (DIC's) of the respective State. The scheme will be monitored by Ministry of Micro, Small and Medium Enterprise (MSME).

Individuals, Co-operative Societies and Machinery Manufacturers registered with Coir Board are the stakeholders involved in the implementation of the scheme. Disbursal of Subsidy will be ensured by the Coir Board within a period of three months from the date of receipt of application in the Coir Board from the entrepreneur. All new coir processing units registered with Coir Board under Coir Industry (Registration) Rules, 2008 and registered with the DIC of the region of the entire coir sector of the country with project cost exceeding Rs.5 lakhs each are eligible for assistance under the scheme. Subsidy will be provided @ 25% of the project cost subject to a maximum of Rs.6 lakhs for setting up of De-fibering Unit, Rs. 4 lakhs for Automatic Spinning Unit and Rs. 5 lakhs for others, including Coir Pith Unit. For a composite or a Multiple Unit, the maximum monetary ceiling of assistance would be Rs. 9 lakhs. A unit which has





availed financial assistance would be eligible for financial assistance under modernization only after successful running of the unit for a minimum period of 3 years. The assistance under modernization scheme will be limited to the new work sheds that are to be put up and new equipments for the unit.

During 2010-11, financial assistance has been released to 22 coir units. The state-wise details are given below:

Name of State	No.of units	Amount Released (Rs.) in lakhs
Tamil Nadu	18	21.93
Andhra Pradesh	3	3.99
Orissa	1	4.54
	TOTAL	30.46



CHAPTER - VIII

TRAINING

Skilled manpower development through "Training" is one of the major activities of the Board. The Board is having the following training institutions to impart training in coir processing and manufacture of value added products.

- 1) National Coir Training & Design Centre, Kalavoor, Alleppey
- 2) Regional Extension Centre, Thanjavur
- 3) Training is being imparted through the Field Training centers of Regional Offices at Pollachi in Tamil Nadu, Bangalore in Karnataka, Rajahmundry in Andhra Pradesh and Bhubaneswar in Orissa, Trivandrum in Kerala, Sub Regional Offices in Kolkata, Guwahati, Kannur and Singampuneri.

The Board continued to conduct training programmes during the year 2010-11. Trainees attending regular training courses are eligible for a stipend @ Rs.750/- per month. Hostel facilities are available in the National Coir Training & Design Centre, Kalavoor, Alleppey.

During the year 2010-11, the Board has imparted training to 7982 Coir Artisans in spinning of Coir Yarn & Value Added Products manufacturing. The state-wise details of training conducted are as follows:

State	Year 2009-10 (No. of Persons trained)
Orissa	1657
Andhra Pradesh	1500
Tamil Nadu	1403
NE	1060
Karnataka	986
Kerala	781
West Bengal	353
Pondicherry	94
Gujarat	80
Maharashtra	30
Goa	23
Lakshadweep	15
	7982

As per the revised guidelines issued by the Ministry the stipend to trainee has been increased to Rs.750/- per month. An amount of Rs.250/- per head per month is being paid as institutional expenses to sponsoring agency to meet the operational cost of the training including raw material, power charges and other incidental expenses. An amount of Rs.5.000/- per month will be reimbursed to the trainers as honorarium.



Activities	Phy.Target (No. of persons)	Phy.Achievement (No. of persons)
Training on value added products	9900	7982
Training under Mahila Coir Yojana training	6100	5871

Mahila Coir Yojana

The scheme is intended to provide self employment to rural women artisans in coir producing regions. Over the last two decades, production of coir fibre has substantially increased in India. Conversion of coir fibre into yarn on motorized ratts in rural households provides scope for large scale employment, improvement in productivity and quality of coir fibre, better working conditions and higher income which ultimately leads to the improvement of standard of living of rural woman artisans. The scheme envisages distribution of motorized ratts/ motorized traditional ratts in the ratio of 40:60 respectively for spinning coir yarn to trained women artisans. Not more than one artisan per household would be eligible to receive assistance under the scheme.

The state wise details of Motorized Ratts (MR)/Motorized Traditional Ratts (MTR) distributed under Mahila Coir Yojana and the subsidy amount allotted by the board during the year 2010-11 is as follows:

State	MR/MTR (Nos)
Orissa	167
Kerala	80
Lakshadweep	85
West Bengal	48
TOTAL	380

National Coir Training & Design centre

The National Coir Training & Design Centre was established in 1965. Training programmes for various cadres are being conducted at this Institute. The regular training courses being conducted at this Institute are as follows:

- 1) Advanced training course (one year)
- 2) Artisan's training course (six months)
- 3) Training in Motorized Ratt Spinning under Mahila Coir Yojana (two months)
- 4) Training in Motorized Traditional Ratt Spinning(five days)
- 5) Training in Coir Hand Craft and Coir Ornaments.



The details of candidates trained under regular training programmes/short term training programme on various coir processing activities through NCT&DC during 2010-11 are as follows:

Sl.No	Details of Training	No.of persons Trained
1.	Advanced training course	48
2.	Artisans training course	31
3.	Training in manufacturing Coir Handicrafts & Coir Ornaments	07
4.	Short term training course in the operation of Anugraha Loom	39

In addition to the above training programmes, the activities of the Training Institute extended to other different fields of which the following deserve worth mentioning.

- 1) Distribution of Motorized Traditional Ratts under Mahila Coir Yojana
- 2) Conduct of training in Motorised Traditional Ratt spinning under field training programmes
- 3) Extension of technological assistance in the manufactures of Coir Products to the Coir Industry
- 4) Conduct of training in the manufacture of Frame Mats
- 5) Trainers training course in weaving Geo-textiles on Anugraha Loom
- 6) Trainers training course in Coir Handicrafts items

Sale of Coir Products

Coir and coir products produced by the trainees in the course of training were sold out on a price fixed by the Coir Board. An amount of Rs.34,048/- has been released towards the sales of coir products during the year.

Distribution of Motorized Ratts under Mahila Coir Yojana

During the year under report, 380 Nos. Motorised Traditional Ratts were distributed to the trainees.





CHAPTER – IX

WELFARE MEASURES

COIR BOARD COIR WORKERS' GROUP PERSONAL ACCIDENT INSURANCE SCHEME

Coir Workers Group Personal Accident Insurance Scheme

During the year 2010-11 the Board had renewed the Coir Workers Group Personal Accident Insurance Scheme with M/s. United India Insurance Company, Kochi for a period of one year from 01-12-2010 to 30-11-2011 and an amount of Rs.6,17,680.00 has been paid to the Insurance company towards premium for coir workers for one year.

During the year 2010-11 an amount of Rs.4,50,000/- has been disbursed to the nominees of the deceased and disabled coir workers under the Coir Board Coir Workers Group Personal Accident Insurance Scheme. A total number of 9 persons have been benefited out of the above.



SCHEME FOR REJUVENATION, MODERNISATION AND TECHNOLOGY UPGRADATION OF COIR INDUSTRY (REMOT)

1. SCHEME OF REJUVENATION, MODERNISATION AND TECHNOLOGY UPGRADATION OF COIR INDUSTRY (REMOT SCHEME).

The Ministry of Micro, Small and Medium Enterprises had approved a central sector Scheme of Rejuvenation, Modernization and Technology Upgradation of Coir Industry for implementation during the 11th Five Year Plan period with a total outlay of Rs.243 crore comprising the Government of India grant of Rs.99.00 crores. The main objective of the Scheme among other things is to provide more employment opportunities for women in the rural sector for gender employment and to contribute to inclusive growth of vulnerable sections of beneficiaries especially those belonging to Scheduled Castes (SC), Scheduled Tribes (ST) and North Eastern Region (NER). Therefore, the Scheme would provide more employment opportunities for women in the rural sector for gender empowerment.

The Scheme envisages covering 4000 spinning units and 3200 tiny household units during the XI Plan period. The individual outlay for spinning unit is Rs.2 lakhs and tiny household unit is Rs.5 lakhs. The pattern of assistance under the scheme is 40% of the project cost as Government of India grant/subsidy, 55% as term loan by bank and 5 % as beneficiary contribution. The loan would be covered under Credit Guarantee Trust Fund Scheme under Office of the Development Commissioner, Ministry of MSME. The guarantee fee for the coverage will be borne by the beneficiary or the Bank. The term loan would be without collateral/third party guarantee.

The implementation of the central sector scheme of Rejuvenation, Modernization and Technology Upgradation of Coir Industry was commenced from the year 2007-08 with the approval of Ministry of MS&ME, Government of India. For implementing the REMOT Scheme 16 banks were executed MoU with the Board.

The Government of India grant received from the Ministry was released to the Nodal Banks who have executed the MoU with the Board. So far the Ministry had released an amount of Rs.54.06 crores as Government of India grant for implementation of the REMOT Scheme as detailed below:

2007-08	-	Rs. 9.00 crores
2008-09	-	Rs. 21.30 crores
2009-10	-	Rs. 9.73 crores
2010-11	-	Rs. 14.03 crores
Total	-	<u>Rs. 54.06 crores</u>



The Coir Board had implemented the REMOT scheme in the state of Kerala, Tamilnadu, Karnataka, Orissa, Andhrapradesh and in North Eastern Region. The Credit Flow in Coir Industry was limited as the Banks are reluctant to provide loan to the coir units. On the intervention of Government of India through REMOT Scheme, which sanctioned during the XI Five Year Plan period the Credit Flow for the coir industry was facilitated by the Banks for the promotion of Coir Industry in Coconut growing States of the country.

The state-wise details of units assisted and grant-in-aid released to the banks for assisting units from 2009-10 & 2010-11 are furnished below:

2009-2010					
Sl.No.	Name of state	No. of Spinning units assisted	No. of Tiny units assisted	Pro-rata Grant amount released (Rs. in lakhs)	No of units operationalised
1	Kerala	216	257	603.03	348
2	Tamilnadu	60	126	300.00	175
3	Karnataka	13	16	42.40	21
4	Andhrapradesh	0	0	0.00	--
5	Orissa	7	11	27.20	12
	Total	296	410	972.63	556
2010-11					
1	Kerala	530	213	620.44	
2	Tamilnadu	83	259	584.40	
3	Karnataka	32	32	88.80	
4	Andhrapradesh	0	34	68.00	
5	Orissa	4	13	29.17	
6	N.E region	0	0	0.00	
	Total	649	551	1390.81	

During the year 2010-11 the Ministry had released an amount of Rs.1403 lakhs for implementation of the REMOT Scheme. The Board had released an amount of Rs.1390.81 lakhs to various banks in the State of Kerala, Tamilnadu, Karnataka, Orissa and Andhrapradesh for assisting 649 spinning units and 551 tiny units. Out of the prorata grant amount of Rs.1390.81 lakhs released to banks an amount of Rs.171.00 lakhs was remaining with bank for transfer to the beneficiaries account as on 31.3.2011. An expenditure of Rs.2.82 lakhs was incurred during 2010-11 for other proposes like conduct of awareness programme, advertisement, organizing meeting in connection with the implementation of REMOT scheme. The Board had released advertisement in newspapers in Tamilnadu, Orissa, Karnataka, Andhrapradesh and in North Eastern region under DAVP rates, as there were insufficient applications in these areas.



HINDUSTAN COIR

The Indian Coir Industry has been traditionally a cottage industry confined to handloom sector. In order to meet the challenge from the competing countries in the world market, the Government of India has decided to introduce mechanization in the Coir Industry in a phased manner. Accordingly, it was decided to mechanize one third portion of the production of coir mattings. As a part of this decision, the Hindustan Coir was established in the year 1969 with 5 imported power looms and 58 workers. Subsequently one more loom was installed and the number of loom was increased to six. Two shift system was adopted for the production. Subsequently the number of employees was reduced to 38 but the two shift system was continued. Since 2009-2010, the single shift system was introduced with 26 employees and attaining the optimum production.

Hindustan Coir, a power loom matting manufacturing unit functioning under the Coir Board has been engaged in the production quality power loom matting using the existing infrastructure available at the unit especially the loom which were imported 41 years back. It is performing well due to the timely overhauling and proper maintenance. Most of the spare parts of the loom have been replaced with Indian made spares. The Mechanical Staff in the factory are capable to manage all types of mechanical problems of the machineries. The unit had been facing problems of shortage of working capital and marketing strategies during the last few years. During the period under report, there was scarcity of coir yarn in the market and the production was affected badly. But, it was possible to market more products from the available stock in hand through the Coir Bhavans of the Board and also direct sales from the factory with proper support of the Management and staff.

Production

Hindustan Coir produces coir matting in several attractive patterns with various colour schemes. At present only 5 looms are engaged for production.

The production target fixed for 2010-2011 was 2.00 lakhs Sq. Mtrs. But the factory could produce only a monthly average of 9,398.59 Sq. Mtrs. during the year 2010-2011. The production target was not achieved during this year under report because the coir yarn availability was very less during the year since the coir yarn production in the industry was very less due to the labour problems, bad climate etc. A total quantity of 1.13 lakhs Sq. Mtrs. of matting valued at Rs.266.17 lakhs has been produced during the year under report as against a total quantity of 1.48 Sq. Mtrs. Valued at Rs.348.23 lakhs during the corresponding period of the previous year . During this year, 2010-2011, the production reported is achieved in single shift while the production during the previous year was achieved in double shift. During the year 2009-2010, the Hindustan Coir has got a bulk order for 71,000 Sq. Mtrs. of coir mattings from the Education Department of Jammu & Kashmir and it was executed and completed by 6th September, 2010.

Quality Control

There is separate quality control department in the factory to ensure the quality of matting at each and every stage of production. The quality of coir matting is ensured by adopting





strict quality control measures. Supervisors are posted in the factory for inspection and checking of the quality of matting. Each lot of dyestuff and chemicals used for dyeing and bleaching of coir yarn were tested to ensure its quality and strength of the dyestuff. The power loom matting from Hindustan Coir is popular in major cities and towns in India because of its quality.

Marketing

During the period of 2010-2011, a total quantity of 1.25 lakhs Sq. Mtrs. valuing Rs.265.59 lakhs of matting were dispatched through consignment as against a total quantity of 1.75 lakhs Sq. Mtrs. valuing Rs.316.53 lakhs during the corresponding period of the previous year. The major portions of the mattings produced in Hindustan Coir were sold through the 32 showrooms of the Coir Board all over India. Around 5 % of the sales are effected at Hindustan Coir. Coir Board's Showrooms located in the different cities in India are the major outlet for the sales of Hindustan Coir mattings. There is a good demand for the mattings produced at Hindustan Coir since it stands for quality. Hindustan Coir mattings constitute more than 30% of the total sales of the Board's Showrooms. In order to boost the sales, Hindustan Coir has set up a Sales Outlet in its premises near the National Highway. We expect a substantial quantity of sales can be made through this Sales outlet in future.

Conclusion

After making loss for the past few years the factory has come up with the profit during 2006-2007 and 2007-2008. During the year 2010-2011, Hindustan Coir matting worth Rs.313.51 lakhs were sold through Coir Bhavans of the Board as against the sales of Rs.316.56 lakhs during the corresponding period of last year. In addition to above, matting worth Rs.17.35 lakhs were sold directly from the factory during the period under report against the sale of Rs.11.04 lakhs during the corresponding period of the last year. During this year also the Hindustan Coir has achieved a better performance and has come up with the profit.



CHAPTER - XII

QUALITY IMPROVEMENT

Quality Improvement Programme

Quality Improvement Programmes were undertaken by the Board for improving the quality for the products produced by the coir industry. The sustainability of the demand for the products produced by the coir industry depends largely on the quality of the products both in the domestic and international markets. The Quality improvement programmes were organized by Coir Board on a regular basis in the traditional export oriented sector and other areas viz. automatic coir yarn spinning sector, Coir pith processing sector, product manufacturing sector and other coir processing sector in all the major coir producing centers of the country.

The details for conducting QIPs are given below:

- (i) QIP will be organized by the Regional/Sub-regional Officers of Coir Board at places where industry has already taken root.
- (ii) The programme will include technical sessions, practical demonstrations, workshop, seminar, etc. The duration of the programme will be three days.
- (iii) The workers will be paid an honorarium at the uniform rate of Rs.50/- per day against loss of their wages for the days.
- (iv) Expenditure for conducting each QIP will be limited to Rs.20000/-.

The expert spinners and other technical officers of the Board conduct the Quality Camps. During the year 2010-11, 37 quality camps were conducted.

Entrepreneurship Development Programme

The EDPs are conducting for the benefits of entrepreneurs in the coir sector. This is being done by the Professional agency, which has expertise in the field of coir activity. For fulfilling this activity Board will enter into an agreement with the agency for organizing the EDPs. The agency shall invite prospective entrepreneurs through regional level press advertisement. The agency will outsource faculty for conducting technical session as per the norms prescribed by Coir Board. A field visit to a nearby coir processing centre will be organized at the end of the EDP funded with 50% assistance on traveling expenses. The duration of the EDP will be 3 days covering the following sessions:

- a. Entrepreneur Motivation
- b. Setting up of industry
- c. Coir Based industries
- d. Mobilization of Finance and Finance Management





- e. Domestic Market requirements
- f. Salesmanship
- g. Industrial Rules and Regulations
- h. Consortium approach and cluster networking in coir
- i. Project preparation and cost analysis
- j. Zero wastage concept in coir industry
- k. Export Market Analysis
- l. Personality Development and Confidence Building Experience
- m. Awareness of Schemes implemented by Coir Board and Ministry of MS & ME viz. PMEGP, RGUMY, DPI, etc

During the year 200-11, 34 EDPs were conducted in the area located with coir industry.

Seminar and Workshop.

Coir Board has conducted 14 National Seminar and 35 workshops in various states through Board's Regional/Sub Regional Offices during the year 2010-11 to disseminate the schemes implemented by the Board to coir entrepreneurs. During the Seminar/Workshop the outcome of the R&D activities of the Board were disseminated to the trade and industry. The problems faced by the trade and industry were discussed and solutions were recommended to the authorities concerned for solving the issues.

Exposure Tour and Awareness Programmes

Exposure tours are organized for the benefit of prospective entrepreneurs and artisans of coir processing centers to visit other coir producing centers engaged in the production of value added products and the functioning of the unit engaged in the coir industry. During the year 2010-11, 17 exposure tours were conducted. 37 Awareness Programmes have also been organized for the general public for the introduction to the Plan Schemes of the Coir Board during the year 2010-11.

PHYSICAL TARGET AND ACHIEVEMENT FOR THE YEAR 2010-11

Sl. no.	Programme	RO Pollachi			RO Bangaluru				RO Rajahmundry	RO Bhubaneswar	RO Trivandrum		SRO	SRO	Total	% of ach.	
		T.N	Pondi	A&N	Karna	Mah	Goa	Gujar	AP	Orissa	Kerala	Lak.	Kol kata	Guwa hati			
1	Training-VAP	Tar	1500	300	200	1200	400	100	100	1500	1500	1300	500	500	800	9900	
		Ach	1403	94	-	986	30	23	80	1500	1657	781	15	353	1060	7982	81 %
2	Training- MCY	Tar	1200	200	100	400	200	200	200	1000	1000	800	200	200	400	6100	
		Ach	786	53		600	53	37	40	1000	1355	1163	29	355	400	5871	96%
3	EDP	Tar	6	2	2	4	2	2	2	5	5	6	2	3	5	46	
		Ach	-	-	-	3	1	2	2	5	5	6	-	3	7	34	74%
4	QIP	Tar	4	2	2	3	2	1	2	5	4	6	2	3	4	40	
		Ach	4	2	-	3	2	1	2	5	4	6	-	3	5	37	93%
5	Seminar	Tar	2	1	-	1	1	-	-	3	3	4	-	2	2	20	
		Ach	1	1	-	1	1	-	1	3	2	1	-	1	2	14	70%
6	Workshop	Tar	4	2	-	2	1	1	2	4	4	5	1	2	4	32	
		Ach	4	2	-	2	1	1	2	4	4	8	-	2	5	35	91%
7	Awar. Programme	Tar	5	3	-	2	2	2	2	4	4	6	2	4	4	40	
		Ach	5	2	-	1	2	2	2	4	4	6	-	4	5	37	93%
8	Expo. tour	Tar	2	1	-	1	1	1	1	2	3	1	1	2	2	18	
		Ach	2			1	-	-	-	2	4	4	-	2	2	17	94%
9	FA	Tar	70	-	-	14	-	-	-	6	5	40		-	-	135	
		Ach	18							3	1	-	-	-	-	22	19%
10	Ratt distribution	Tar	800	50	50	200	100	100	-	400	400	500	200	100	100	3000	
		Ach	-	-	-	-	-	-	-	-	167	80	85	48	-	380	13%





CHAPTER – XIII

ECONOMIC RESEARCH STATISTICS

The Economic Market Research Wing concentrates on the matters relating to excise duty, taxes, logistics, freight credit flow requirement for coir industry and HRD training. The Economic & Research Department will serve as a support function for other departments of Coir Board viz. Domestic Market Function, Export Market Promotion, Trade Information System, Publicity, Research & Development etc. This Section will carry out research activities with the assistance of the other departments and provide timely information that would form the basic data for formulating strategy and planning of the Board.

The details of VAT collected by different states for Coir and Coir Products are given in Annexure-VI

Market Prices of Coir Fibre

Coir Fibre is extracted from the husk of coconut. There are two types of fibre, viz; white fibre and brown fibre. White fibre (retted coir fibre) is extracted from green natural coconut husks after retting in flowing, circulating or changed water for a period of minimum three months. The unretted fibre is also known as white fibre which is made out of precrushed husks. The retting period could be reduced suitably. Brown Fibre is mechanically extracted from the dry husks of matured and ripe coconut after soaking these husks in water. The fibre shall be reasonably free from moisture and impurities.

**The price of coir fibre (retted & unretted) in Alleppey market
as on 31st March 2011 is shown below:**

WHOLE SALE PRICES OF COIR FIBRE

Month	Unit	Basic price (Excluding central excise duty)	
		Retted	Unretted
April, 2010	1 Kg	15.00	13.53
May, 2010	1 Kg	15.50	13.59
June, 2010	1 Kg	16.75	15.00
July, 2010	1 Kg	16.00	14.24
August, 2010	1 Kg	17.00	15.65
September, 2010	1 Kg	19.25	17.58
October, 2010	1 Kg	20.00	18.38
November, 2010	1 Kg	22.00	20.50
December, 2010	1 Kg	24.75	23.00
January, 2011	1 Kg	24.25	22.90
February, 2011	1 Kg	22.40	21.18
March, 2011	1 Kg	21.10	19.47



CHAPTER – XIV

MARKETING AND PUBLICITY

One of the major activities of the Board is to give ample publicity for the popularity of coir and coir products for domestic market development, schemes of Board's etc. through various publicity measures like print and electronic media, hoardings, scroller sign boards etc. The total expenditure incurred during the year 2010-2011 as on 31.03.2011 was Rs. 401.77 lakhs as against a sanctioned budget of Rs.520 lakhs. The following are the major publicity programmes being implemented by the Board during the period under report.

Television / Radio Publicity

Now a days television is the most effective medium for publicity. The Board is utilizing the opportunities in this area for telecasting advertisements through Doordarsan and other major channels. Considering the wide reach and rate competitiveness, Board also carried out publicity through AIR. An expenditure of Rs. 25.52 lakhs has been incurred under this head during the year under report.

Spot Publicity/Sales Campaign

Special publicity programmes are arranged in connection with sales campaign during festival seasons. The Showroom Managers are allowed to release advertisements in local newspapers and television channels scroller ads. in TV and to print and distribute pamphlets, hand bills etc. during the discount period/festival season. Banners are also displayed in the Showroom premises and vantage points in the cities. An amount of Rs. 9.32 lakhs was incurred under this head.

Press/Casual advertisements

Advertisements were released in leading national dailies, magazines, important publications, local news papers etc in vernacular and in official language. This is one of the major publicity programmes of the Board. The expenditure incurred in this regard was Rs. 172.00 lakhs during the year under report.

Printing of Publicity Materials/Hoarding/Coir News/Photo shoot

Printing and distribution of Publicity literature is an important programme. The publicity brochures and pamphlets are printed in English, Hindi and in all regional languages and distributed to the general public for their information. Further, the Board is publishing Coir News every month to disseminate the information on the R&D activities/achievements of the Board, statistics on exports and other major interventions of the Board in the development of the industry.

Hoardings are erected in vantage points in major cities, including the North East Region which is an effective way of publicity. During the year under report, the Board displayed hoarding in the hydraulic mobile van to cover the interior areas of the town, Digital display



boards were also used for publicity in the airports of Guwahati and Bagdograh and the advertisement in the unipole on the way to Kochi airport has also fetched high opinion from the public.

The Board had also done publicity inside the train coaches in LEDs and on the exterior of Himasagar Express.

The Board is printing calendar and diaries for distribution among VIP's/industrialists, customers etc. as publicity measure. A total amount of Rs.107.03 lakhs was incurred under the head of printing publicity materials/coir news & erection of hoardings during the year 2010-11.

Production of Ad Film

The Board completed the production of the T V commercial and released through DD during Delhi Common Wealth Games. The Ad film is also telecasted through DoorDarsan in NER. Action has also taken to release the ad film through various T V channels during the festival season. An amount of Rs.21.99 Lakh was incurred under the head of production of ad. film during the year 2010-11.

Publicity in North Eastern Region

In order to give more thrust for the development of coir industry in the NER and to attract more people towards the industry, the Board resorted to provide various types of publicity through print and electronic media. Hoardings were put up in Gangtok and Agarthala. Digital display boards in the airports of Guwahati and Bagdograh have also been put up as part of the publicity activities in NER. Releasing of Board's ad film through DD was also done in NER for popularizing the coir and coir related activities in NER. An amount of Rs. 60.93 lakhs has been spent for the activities during the period under report.

Membership with other Organizations/Subscription to Periodicals, Postage & Telegram / General Expenses.

The Board as part of its activities has to take membership with other organizations like Indian Institute of Foreign Trade, Confederation of Indian Industry, Federation of Indian Export Organization, Kerala State Productivity Council, Kerala Management Association, All India Shippers Council, International erosion Control Association, USA etc. as the meetings organized by these Organizations act as a platform for dissemination of information. The Board's Officers are regularly being invited by the Organizations concerned to attend their meetings/seminars etc.

The year 2010 had been declared as the "Year of Coir" and the Board have done various activities during this period. A "Coir for Environment" run was organised in the month of August 2010 at Ernakulam. People from different walk of life including MLA's. other social personalities, students from various colleges and schools were participated in the run. It was a good opportunity to enlighten the younger generation and to pass on the message of preserving the nature and to lead an eco-friendly life style, among them. An amount of Rs.4.98 lakhs has been incurred under this head during 2010-11.



CHAPTER – XV

DEVELOPMENT OF COIR INDUSTRY IN NORTH EASTERN REGION

DEVELOPMENT OF COIR INDUSTRY IN NORTH EASTERN REGION

The North East Region consists of seven states of Arunachal Pradesh, Assam, Manipur, Meghalaya, Mizoram, Nagaland, Tripura and Sikkim. This region, in spite of having excellent potential for economic development has remained under developed, due to various reasons. In order to aggregate the region with the other parts of the country Government of India has taken more efforts to boost up the sale of coir products in that region. In view of this the Board is implementing various programmes for the skill development of artisans and for making them aware of quality in production and seeking new awareness for a self development and self supporting. An amount of Rs.170 lakhs was ear-marked specifically by the Ministry of MS&ME for the implementation of various activities in the NE regional during the year 2010-11.

The Board had participated exhibitions/fairs to give maximum publicity for the use of coir and coir products. The expenditure incurred for various activities undertaken by the Board in NE Regional are given below:

Sl.No.	Activities undertaken	Amount spent (Rs in lakhs)
1	Skill Development-Training, EDP, Workshop, Seminars etc	52.10
2	Exhibition/Fairs	22.66
3	Publicity Programmes	60.93
	Total	135.69

CHAPTER- XVI

SCHEME OF FUND FOR REGENERATION OF TRADITIONAL INDUSTRIES (SFURTI)

The Ministry of Micro, Small and Medium Enterprises, Government of India has approved a Scheme of Fund for Regeneration of Traditional Industries (SFURTI) with a view to make the traditional industries more competitive with more market driven, productive, profitable and sustained employment for traditional industry artisans and rural entrepreneurs. A total amount of Rs.20 crores has been allotted by the Ministry of MSME for coir sector under this scheme during the year 2005-06. In the coir sector, 26 coir clusters have been identified for implementation of the scheme in different coir producing States/UTs with the approval of States/UTs concerned. An amount of Rs.76.92 lakhs has been allotted for providing forward and backward linkages in the cluster. The Coir Board is functioning as the Nodal Agency for the implementation of the scheme. The scheme is being implemented by the Board through the Implementing Agencies appointed by the Board for each cluster and the Technical Agency appointed for the clusters render technical inputs to the Implementing Agency for the implementation of the scheme. The scheme envisages setting up of Common Facility Centers, capacity building measures, product development and design intervention centres and market promotion assistance including setting up of outlets in the selected coir clusters. The duration of the scheme is for five years ie. from 2005-06. A list of clusters identified by the State Government/UTs and given consent for implementation of the Scheme is given below:

Sl. No.	State	Cluster
1	Kerala	1. Chirayinkeezhu
2		2. Beypore
3		3. Mangad
4		4. Vaikom
5		5. Palakkad
6	Tamilnadu	1. Salem
7		2. Singampuneri
8		3. Periyakulam
9		4. Gudiyatham
10		5. Pattukkotai
11		6. Cuddalore
12	Karnataka	1. Hassan
13		2. Chennapatna
14		3. Gubbi
15		4. Arsikere



16	Andhra Pradesh	1. Rajahmundry
17		2. Srikakulam
18	Orissa	1. Sakhigopal
19		2. Alanahat
20	U T of Lakshadweep	Androth
21	Puducherry	Puducherry
22	West Bengal	Dhancheberia
23	Gujarath	Mahua
24	Assam	Manas
25	U T of Andaman & Nicobar Islands	Rangath-Middle Andaman
26	Tripura	Indranagar

Implementation of the Scheme

For the implementation of the scheme Technical Agencies, Implementing Agencies, Cluster Development Executives etc. have been appointed and they were also given training on cluster developmental activities.

In all the coir clusters complementary activities started during 2007-08. Special Purpose Vehicles (SPVs) were registered in each cluster for the establishment of Common Facility Centres(CFCs). A Purchase Committee was constituted in each cluster for the purchase of machineries for the CFC. The IA then submitted the Detailed Project Report for the CFC. On approval of DPR of CFC from Coir Board, they have opened Trust and Retention Account for transferring fund for CFC and have deposited 25% contribution of SPV for CFC. In the mean time, they have purchased/leased land for the establishment of CFC and construction of building were started/leased building. Specifications for machinery have been finalized and action initiated for purchase of machinery. Machineries are erected in most of the clusters and trial run is started.

Ministry has extended the period of completion to March, 2012 due to slow progress in some of clusters.

The official launching of the Palakkad coir cluster was organized at Palakkad Municipal Stadium Ground on 16th May, 2010 by Shri A K Antony, Hon'ble Union Minister for Defence.

The Common Facility Centre established under SFURTI programme in Mangad Coir Cluster was inaugurated on 13th July, 2010 by Hon'ble Minsiter of State for MSME (Ind.), Shri Dinsha J.Patel. Shri G.Sudhakaran, Hon'ble Minister for Co-operation & Coir, Govt. of Kerala presided over the function. The switching on of Automatic Coir Yarn Spinning Machine was done by Shri P.K.Gurudasan, Hon'ble Minister for Excise & Labour, Govt. of Kerala. Shri V.S.Vijayaraghavan, Ex-MP, Chairman, Coir Board launched the website (www.mangadcoir.com) and released the brochure on Mangad Coir Cluster.





The Common Facility Centre at Beypore Coir Cluster was inaugurated on 16th July, 2010 by Shri V.S.Vijayaraghavan, Ex-MP, Chairman, Coir Board. Shri M.Mehaboob, President, District Co-operative Bank, Kozhikode launched the website (www.beyporecoircluster.com)

Inauguration of CFCs of 5 coir clusters in Tamilnadu viz. Salem, Periyakulam, Gudiyatham, Pattukottai and Cuddalore was organized at Gudiyatham on 27.1.2011. Shri Pongalur Palanichamy, Minister for Rural Industries and Animal Husbandry inaugurated the CFCs of the 5 clusters. Shri C. Rajendran, District Collector presided over the function. Shri V.S.Vijayaraghavan, Chairman, Coir Board and Shri M. Kumararaja, Secretary, Coir Board attended the function.

Shri V.S.Vijayaraghavan, Chairman, Coir Board inaugurated the CFC of Chirayinkeezhu coir cluster in a function organized at Chirayinkeezhu on 31.1.2011. Shri Anathalavattom Anandan, MLA presided over the function.

The Common Facility Centre of Singampuneri Coir Cluster was inaugurated by Shri P.Chidambharam Hon'ble Union Home Minister on 27th February, 2011 at a function organized by Coir Board and Tamilnadu Industries Department at Singampunari, Sivagangai District, Tamilnadu. Shri V.S.Vijayaraghavan, Ex-MP, Chairman Coir Board presided over the function. A brochure on Singampuneri coir cluster was released during function. The website of the cluster was also launched by the Hon'ble Union Home Minister during the function.

Achievements

In the following 11 clusters Common Facility Centers have been inaugurated.

- Tamil Nadu - Salem, Singampuneri, Periyakulam, Gudhiyatham, Pattukkottai, Cuddalloor
- Andhra Pradesh - Rajahmundry and Srikakulam
- Kerala- Mangad, Chirayinkeezhu and Beypore

The CFCs in 8 clusters have completed their CFCs and other activities and will be inaugurated shortly.

- Kerala - Vaikom
- Karnataka - Chennapatana, Hassan, Gubbi and Arsikere
- West Bengal - Dhanjebherria
- Assam - Manas
- Tripura - Indra Nagar

The following 7 clusters are agreed to complete the Common Facility Centre by 31st March, 2012.

- Kerala : Palakkad
- Puducherry : Puducherry
- Orissa : Sakhigopal, Alanahat
- A&N Islands : Rangat-Middle Andaman
- Lakshadweep : Androt
- Gujarat : Mahua



CHAPTER- XVII

**ACTIVITIES AND POLICY DECISIONS FOR
IMPLEMENTATION OF THE PERSONS WITH
DISABILITIES ACT 1995**

Coir Board is not implementing any scheme exclusively for the benefit of persons with disabilities in coir sector. The details of category wise employees with disabilities in Group A, B, C, D as on 31st March 2011 are given below:

Staff Position in Coir Board as on 31.03.2011

Category	Total	Women	OBC	SC	ST	PH	Ex-Service
Group A	22	3	7	3	3	Nil	Nil
Group B	98	29	25	12	9	6	1
Group C	248	14	91	55	16	6	1
Total	368	46	123	70	28	12	2

Staff Position in Hindustan Coir as on 31.03.2011

Category	Total	Women	OBC	SC	ST	PH	Ex-Service
Group A	1	-	-	-	-	-	-
Group B	2	-	1	-	-	-	-
Group C	24	15	4	1	-	-	-
Total	27	15	5	1	-	-	-

In addition to this an Insurance Scheme has been introduced for coir workers with effect from 01.12.1998 under the Welfare Measures Scheme, for the benefit of coir workers who become disabled. The Scheme was implemented by the Board during the year 2010-11. The Board is renewing the Group Personal Accident Insurance Scheme in every year.



ANNEXURE - I

LIST OF BOARD MEMBERS

Shri. V.S. Vijayaraghavan, Ex. MP
Chairman, Coir Board

Category (a)

Growers of coconut and producers of husks and coir yarn

1. Shri. C.M. Kamraj
No.33, Kamraj Street
Mahalinga Puram, Pollachi
Coimbatore Dist., Tamil Nadu.
2. Shri. J.V. Seshagiri
Rajmahendri Fibres (P) Ltd
E-19, Industrial Estate
Dowlaiswaram - 533 124
Andhra Pradesh.

Category (b)

Persons engaged in the production of husks, coir and coir yarn and in the manufacture of coir products

3. Shri. R.B. Shyam Sunder
Managing Director
M/s. Venugopal Fibre Industries
Coir Complex, 109/3, Palamuthi Road
Pattukottai - 614 601, Tamil Nadu
4. Shri. S.V. Subba Rao
Chairman
Agricultural Market Committee
Tanuku, West Goadavari District
Andhra Pradesh.
5. M.P. Pavithran, President
Kerala State Small Scale Coir Manufacturers
Federation, Head Office
Alleppey - 688 006.



Category (c)

Manufacturers of coir products

6. Shri. Subrat Priyabrat Mohanty
Kalinga Lane, Mahatab Road
Cuttack - 12.
7. Shri. V.A. Joseph
President, Kerala Coir Matting
Manufacturers Association
Avalookkunnu.P.O.
Alappuzha - 688 006.

Category (d)

Dealers in coir, coir yarn and coir products including both exporters and internal traders

8. Shri. M.K. Abdul Gafoor Haji
Malikayil, Thuravoor P.O.
Cherthala, Alleppey Dist.
Kerala.
9. Shri. Rameshwar Goel
M/s. D.D.Amar Nath Co. Pvt. Ltd
Amar Mansion, 1874, Chandi Chowk
Delhi - 110 006.

Category (e)

Parliament - 2 members to be elected by the Lok Sabha and one to be elected by the Rajya Sabha

10. Shri. P. Rajeeve MP
Rajya Sabha
11. Shri. M.K. Raghavan MP
Lok Sabha
12. Shri. G.M. Siddeswara MP
Lok Sabha





Category (f)

The Govts. of principal coconut growing states

13. The Addl. Secretary (Coir)
Department of Industries
Government of Kerala
Thiruvanthapuram.
14. The Commissioner of Industries and Commerce
Government of Tamil Nadu
Chepauk, Chennai.
15. The Secretary, MSME & Food Processing
Government of Andhra Pradesh
Chirag Ali Lane, Abids
Hyderabad- 500 001.
16. The Commissioner and Secretary
Industries Department
Government of Assam
Dispur, Assam.
17. The Secretary
Industries and Commerce Department
Government of Karnataka
M.S. Building, Ambedkar Veedhi
Bangalore- 560 001.

Category (g)

Such other persons or class of persons who in the opinion of Central Govt. ought to be represented on the Board

18. Shri. Sesh Kumar Pulipaka IA&AS
Joint Secretary (in-charge of Coir Division)
Ministry of Micro, Small and Medium Enterprises
Government of India
New Delhi - 110 011.
19. Shri. T.S. Rautela
Under Secretary (Internal Finance)
Ministry of Small and Medium Enterprises,
Government of India
Udyog Bhavan, New Delhi - 110 011.



20. Smt. Minnie Mathew IAS
Chairman
Coconut Development Board
Kochi, Kerala.
21. Shri. Subrata Hazarika
Chairman
Barnarddi Gramya Unnayan Samiti
(BGSU) Jayanti Commercial Centre
Panchavati, GNB Road
Guwahati-781 003.
22. Shri. M. Kalyanasundaram
Venkita Nivas, M.O. Ward
Alleppey, Kerala - 688 001.
23. Shri. Achyuta Samanta
Kalinga Institute of Social Sciences, PO KITT
Bhubaneswar, Orissa - 751 024.
24. Shri. T.M. Shahid
Thekkil House
Aranthodu, Sullia Taluk, DK
District, Karnataka.
25. Shri. T.K. Rajasekhara Kurup
Perumpittathu House
Neduvaram Code P.O.
Chengannur, Alleppey Dist
Kerala - 698 508.
26. Shri. Kotlappa Venkanna Pattar
Secretary
Vijayanagar Ambar Charkha Craft
Co-operative Society
Bellary Road Hospet - 583 201
Dist. Bellary, Karnataka.
27. Shri. K. Rayar
379, Jeya Illam, TPTC Nagar
Trichy Main Road
Salamedu, Villupuram
Tamil Nadu - 605 401.



28. Shri. Ramachandra
5022, 1st Main, Second Cross
Behind Boys Hostel
Amaravathi Layout
Bangarupet
Karnataka.
29. Shri. Gyan Prakash Singh
1603/1604, Shivalik Tower
Gokul Nagari-1, 90 FL Road
Thakur Complex, Kandivali (E)
Mumbai - 400 101.
30. Shri. Ansul Pandey
B-1/104, Treveni Silver Park CHS Ltd
Silver Park, Mira, Bhyaander Road
Mira Road (E)
Thane - 401 107.
31. Shri. Rakesh Mittal
A-30, Nirman Vihar, Vikas Marg
New Delhi - 110 092.
32. Shri. Samundar Vijay Jain
M-31 (5/1254), Vasundhara
Vaishali, Sector-5
Ghaziabad (UP).
33. Dr. Ramesh Kumar Jalan
Nort East Coir Foam Private Ltd
S.J. Road, Opp. Hanuman Tower
3rd Floor, Athgaon
Guwahati - 781 001, Assam.
34. Shri. Anathalavattom Anandan MLA
Ananda Bhavan
Chirayinkeezhu P.O.
Thiruvananthapuram - 695 304.
35. Shri. A. Kulanthai Velan
President, Coir Manufacturers Co-op. Society
3/6, Union Office Road Singampuneri
Sivagangai District
Tamil Nadu.



36. Shri. V.R. Prasad
Managing Director
M/s. Travancore Mats & Matting Company
Cherthala, Kerala.

37. Shri. N. Narayanan
Managing Director
Aalayam Shelters (P) Ltd.
Cor Mat and Product Manufacturers
35-36, Krishnamachari Nagar
Main Road, Allapakkem
Chennai.

38. Shri. Rameshwar Havelia
Kuanwala P.O. Harrawala
Dehradun (Uttarakhand).

39. Shri. S.V. Somanatti
Secretary
Karnataka Khadi Gramodyog
Samyukta Sangh
(Federation), Bengeri, Hubli - 580 023.



ANNEXURE – II

COMPOSITION OF THE COMMITTEES OF THE BOARD

1. Science & Technology Committee (total 14 members)

1. Chairman	
2. Vice Chairman	
3. Shri. Samundar Vijay Jain	Member, Coir Board
4. Smt. Minnie Mathew IAS	''
5. Secretary, MSME, Govt. of AP	''
6. Shri. T.K. Rajasekhara Kurup	''
7. Shri. T.M. Shahid	''
8. Dr. Achyuta Samantha	''
9. Shri. Ansul Pandey	''
10. Shri. Rakesh Mittal	''
11. Shri. J.V.Seshagiri	''
12. Shri. Rameshwar Havelia	''
13. Shri. S.V. Somanatti	''
14. Shri. M.K. Raghavan MP	''

2. Market Promotion Committee (total 13 members)

1. Chairman	
2. Vice Chairman	
3. Shri. Rama Prasad IAS	Member, Coir Board
4. Shri. Abdul Gafoor Haji	''
5. Shri. Kalyanasundaram	''
6. Shri. V.A. Joseph	''
7. Smt. Rani George IAS	''
8. Shri. Ramachandra	''
9. Shri. P. Rajeeve MP	''
10. Dr. Ramesh Kumar Jalan	''
11. Shri. M.P. Pavithran	''
12. Shri. V.R. Prasad	''
13. Shri. N. Narayanan	''



ANNEXURE - III

ESTABLISHMENTS OF THE COIR BOARD

1. Central Coir Research Institute
Kalavoor P.O., Alappuzha, Kerala - 688 522
Telephone: 0477-2258094, 0477-2258480, 0477-2258415.
2. Central Institute of Coir Technology
Peenya Industrial Area,
Bangalore - 560 058.
Telephone/Fax: 080-28394875.
3. Office of the Coir Mark Scheme, Coir Board,
New Model Coir Mats & Matting ,
Co-op.Society Building,
Alappuzha-688001,
Telephone: 0477-2245325
4. Hindustan Coir
Kalavoor P.O, Alappuzha, Kerala - 688 522
Telephone: 0477-2258339.
5. National Coir Training & Design Centre,
Kalavoor P.O., Alappuzha, Kerala - 688 522.
Telephone: 0477-2258067.
6. Public Relations Office,
Coir Board,
Rajiv Gandhi Handicrafts Bhavan, IInd Floor,
Baba Khadag Singh Marg,
Cannought Place, New Delhi -110 001.
Telephone:-011 23747766
7. Coir Training & Service Centre,
Coir Board, A.K.Arcade,
Near Ramakrishna Ashramam H.S.S.
Govt. Arts & Science College P.O.
Kozhikode - 18.
Telephone: 0495-2322505
8. Regional Extension Centre,
Coir Board,
Pillaiyarpatti - 613403
Via Vallam,
Thanjavur, Telephone:0436-2265255
9. Regional Office, Coir Board,
No.3A,Peenya Industrial Area,
Near TVS Cross,Peenya,
Bangalore- 560 058, Telephone: 080 28375024



Fifty Seventh Annual Report 2010-2011

10. Regional Office, Coir Board,
Swaraj Nagar, A.C.Gardens,
Doulesaram Road,
Rajahmundry - 533 101,
Andhra Pradesh.
Telephone:0883-2432065
11. Regional Office, Coir Board
Jagamara (Udyogpuri), P.O. Khandagiri
Bhubaneswar - 751 030, ORISSA
Telephone : 0674 - 2350078
12. Regional Office, Coir Board
No.5, Alagappa Layout, Venkateswara Colony
Pollachi-642 001
Telephone: 04259-227665,222450
13. Regional Officer,
Regional Office(Coir Board),
Manoranjini/T.C.9/1821,
Sankar Lane-SRL-36,
Sasthamangalam,
Trivandrum-695010
Ph:-0471-2312124
14. Coir Board Sub Regional Office,
Assam Small Industries Development Corpn.Ltd.,
Bamuni Maidan,
Guwahati - 781 022,
Telephone:0361-2464142.
15. Sub Regional Office, Coir Board,
South View Building,
South Bazar,
Kannur - 670 002.
Telephone:0497-2769180
16. Coir Board Sub Regional Office,
12-BBD-DAG,
Hemantha Basu Bhavan,
4th Floor,
Kolkata - 700 001
17. Coir Board Sub Regional Office,
2-1/65,Satyam Sivam Sundaram,
Karakkudi Road,
Singampunari P.O,
Tirupathur Taluk,
Sivagangai Dist.,
Pin-630502, Ph:-04577-241354



COIR BHAVANS

1. Shif Nagar, College Road,
College P.O.,
Agarthala - 799 004.
Telephone No.0381-2518017
2. "Pran Vijay", Near Times of India,
Opp.Bata Showroom,
Ashram Road, Ahmedabad - 380 009.
Telephone: 079-26580226
3. 35, Sheo Charan Lal Road,
Allahabad- 211 001,
Uttar Pradesh.
Telephone: 0532-2564810.
4. 1-A, Mahatma Gandhi Road,
Bangalore - 560 001, Karnataka.
Telephone: 080-25587216.
5. Plot No.691, Shaheed Nagar,
Near Shaheed Nagar Market,
Bhubaneswar - 751 007.
Telephone: 0674-2542144
6. SCO-84, Sector-38-C,
Chandigarh - 160 036
Telephone: 0172-2699736.
7. 530 Mount Road, Opp.Vanavil Co-optex,
Teynampet, Anna Salai,
Chennai - 600 018.
Telephone: 044-24349123.
8. No.61 Gandhi Road,
Near Jain Dharmasala,
P O Mazra, Dehradun - 248 001.
Uttarakand.
Telephone: 0135-2521245.
9. Coir House, M G Road, Ernakulam,
Kochi-682 016.
Telephone: 0484-2354277.
10. Indira Bye-pass, Near Amdo Golai,
P O Tadong-Gangtok,
Sikkim - 737 102.
Telephone: 03592-280690.



Fifty Seventh Annual Report 2010-2011

11. Shop No.LGF 28-29 Mangalam Tower,
Golghar, Gorakhpur - 273 001,
Uttar Pradesh
Telephone: 0551-2200692
12. 4th Line, 6-4-86, 1st Cross, Arundelpet,
Guntur - 522 002,
Andhra Pradesh.
Telephone: 0863-2234586.
13. 2G, Dihang Arcade, Bhangaghar,
Opp.Pallavi Motors, G.S.Road,
Guwahati - 781 005, Assam
Telephone: 0361-24641423
14. 5-8-328/1, Chapel Road,
Hyderabad - 500 001.
Telephone: 040-23202276.
15. Plot No.5, Scheme No.47,
Microwave Tower Square,
Indore - 452 001, Madhya Pradesh.
Telephone: 0731-2462106.
16. Raveendra Bhavan, Opp.AIR, M I Road,
Jaipur - 302001,
Rajasthan.
Telephone: 0141-2365427.
17. Opp.Kalgidhar Gurudwara, Rehari Chungi,
Jammu Tawi-180 001, Jammu & Kashmir.
Telephone: 0191-2583827.
18. 79/16, Latouche Road,
Below State Bank of India,
Kanpur - 208 001 U.P.
Telephone: 0512-2535621
19. 19.Suren Tagore Road,
Ballygunge Post,
Gariahat,
Kolkata-700019.
Telephone: 033-24605287.
20. Pandit Bhavan, 4-A, Balmiki Marg,
Behind Novelty Cinema,
Lalbagh, Lucknow - 226 001.
Telephone: 0522-2282448.



21. 182, West Masi Street, Near T M Court,
Madurai - 625 001.
Telephone: 0452-2340505.
22. 5, Stadium House, Church Gate,
Mumbai - 400 020.
Telephone: 022-22821575.
23. 1/16-A, Asaf Ali Road,
New Delhi - 110 002.
Telephone: 011-23231388
24. GF-3/90,
Manasarovar Building,
Nehru Place,
New Delhi - 110 019.
Tele Phone: 011-26431544.
25. Biscomaun Bhavan, West Lawn,
Patna - 800 001.
Telephone: 0612-2219550.
26. Nilgupt Complex,
S.N. Road,
Mahabir Chowk, Upper Bazar,
Ranchi - 834001
Telephone: 0651-2241182
27. T.C.25/360-2, Ramakrishna Building,
Opp. Malayala Manorama, Manorama Road
East Thampanur,
Thiruvananthapuram - 695 001.
Telephone: 0471-2325315.
28. West Pallithanam Building, 28/87614
Karunakaran Nambiar Road,
Thrissur - 686 020.
Telephone: 0487-2331463.
29. 13-26-2, Apuroopa Arcade, Opp. Jagadamba Theatre,
Maharanipetta, Visakhapatnam - 530 002.
Telephone: 0891-2525186.
30. Near Stadium Stand,
NS Tower,
No./280-1&2,
Palakkad-678001
Phone:-0491 2544377



ANNEXURE – IV

**COUNTRY WISE EXPORT OF COIR & COIR PRODUCTS
FOR THE PERIOD APRIL 2010 – MARCH 2011**

Quantity in Kgs.		Value in Rs.		
Sl. No.	Country Name	April-2010 - March-2011		April 2009 - March-2010
		Quantity	Value	Quantity Value
COIR FIBRE				
1	BRAZIL	8000	366960	0 0
2	BAHARAIN	21000	373358	0 0
3	BELGIUM	393460	6625492	473980 7953722
4	CYPRUS	42000	659210	160232 2311998
5	DENMARK	13416	154284	0 0
6	FRANCE	60498	860130	133184 1783501
7	GREECE	21000	337851	38025 618852
8	GERMANY	27416	516816	130142 2296487
9	NETHERLANDS	339442	4850143	430124 7490375
10	PORTUGAL	26832	347591	42665 740302
11	QATAR	46000	622987	0 0
12	REPUBLIC OF CHINA	80201866	1160887341	70983449 941668851
13	RUSSIA	965086	19874229	0 0
14	SOUTH KOREA	329780	5002843	0 0
15	SPAIN	36414	576313	31650 315791
16	SLOVENIA	105000	1967298	22000 385046
17	TAIWAN	83293	659056	0 0
18	USA	672509	10173002	323794 4663921
19	AUSTRALIA	0	0	15321 416470
20	HONGKONG	0	0	115490 1587900
21	ITALY	0	0	17000 227243
22	JAPAN	0	0	7956 134616
23	KENYA	0	0	53500 337722
24	LATIVIA	0	0	93912 1241784
25	UAE	0	0	2500 28574
Total for the Item		83393012	1214854904	73074924 974203155
COIR YARN				
1	AFGHANISTAN	13906	662174	0 0
2	ALGERIA	12900	752560	41850 1124760
3	BAHARAIN	1500	86400	0 0
4	BELGIUM	503111	25019460	672099 28936570



Quantity in Kgs.

Value in Rs.

Sl. No.	Country Name	April-2010 - March-2011		April 2009 - March-2010	
		Quantity	Value	Quantity	Value
5	CROATIA	9900	418324	0	0
6	FRANCE	465207	26633830	329983	15786556
7	GERMANY	207430	11139226	200972	11323185
8	ITALY	821198	43312928	1016538	42856347
9	KUWAIT	204288	8032363	328353	12817679
10	MAURITIUS	5485	175778	6440	235667
11	MALDIVE ISLANDS	14480	1112514	1282	77921
12	MOROCCO	76800	4607333	90600	3782689
13	NETHERLANDS	1508225	95228087	1867485	78451292
14	OMAN	148232	6804440	196099	6697180
15	PORTUGAL	25500	2342273	184500	6584053
16	RUSSIA	20000	374684	0	0
17	SAUDI ARABIA	138040	3379971	248640	5657682
18	SPAIN	127690	6370170	203500	7197418
19	SWITZERLAND	12750	862732	0	0
20	TURKEY	14010	799877	0	0
21	USA	520123	22249955	489021	16395274
22	UAE	147963	6463611	139998	4773441
23	UK	23220	1705318	22739	1508576
24	BRAZIL	0	0	25500	1065495
25	PAKISTAN	0	0	25500	510580
26	POLAND	0	0	6000	193105
27	SOUTH YEMEN	0	0	11250	145585
Total for the Item		5021958	268534008	6108349	246121055

HANDLOOM MAT

1	ARGENTINA	358602	23996653	299534	15942362
2	AFGHANISTAN	14663	887770	524	40897
3	AUSTRALIA	1107049	79825536	1652158	117919804
4	AUSTRIA	54598	3032766	36158	2181639
5	ALBANIA	2070	142895	16240	1249359
6	BRAZIL	608172	41361037	285323	18243798
7	BAHARAIN	2066	120844	19847	1312410
8	BULGARIA	29926	1757587	45335	2811307
9	BELGIUM	673684	49561193	504206	37411861
10	CAMEROON	16130	1096434	20999	1458655
11	CANADA	1412796	108372651	1134506	83320441



Fifty Seventh Annual Report 2010-2011

Quantity in Kgs.

Value in Rs.

Sl. No.	Country Name	April-2010 - March-2011		April 2009 - March-2010	
		Quantity	Value	Quantity	Value
12	CHILE	182424	12739409	180232	11712618
13	CZECHOSLOVAKIA	98212	6164529	91492	5623970
14	CYPRUS	28210	1721578	47098	3148196
15	COASTA RICA	46816	2612846	19652	1286993
16	COLOMBIA	34603	2424441	18302	1188872
17	CROATIA	67361	4958310	66149	4731298
18	DOMINICAN REPUBLIC	15620	1088788	7331	282197
19	DENMARK	309914	23028058	214405	14850656
20	EGYPT	231827	17463846	336193	23689637
21	ECUADOR	20757	1258958	5784	405790
22	ESTONIA	2858	201686	0	0
23	FRANCE	918480	77639784	734332	57132716
24	FINLAND	30215	2192951	45853	4007436
25	GHANA	36707	1836029	41047	2088773
26	GREECE	343222	21496373	851269	52822566
27	GERMANY	1228456	99418901	1389701	106398993
28	GEORGIA	18583	1248440	0	0
29	GUATEMALA	4560	311935	19684	1497184
30	GABON	7520	649178	0	0
31	HONGKONG	8094	575772	240	14455
32	HUNGARY	55205	3316982	33200	1613236
33	IVORY COAST	1257	121808	9226	656964
34	IRAN	265551	17946128	492760	26402735
35	ISRAEL	100721	6833823	136708	8259285
36	ITALY	1193105	78443414	2078608	127273202
37	IRISH REPUBLIC	36435	2693651	88984	6156378
38	JAPAN	329938	24632270	313913	23442837
39	JORDAN	26813	1995824	30127	1893040
40	KUWAIT	44007	3035377	47832	3335730
41	LEBANON	87492	5717822	89854	5245493
42	LYBIA	123778	10262858	203707	12135235
43	LATVIA	36065	2211697	3000	220068
44	LITHUANIA	81655	5050482	33398	2009991
45	MAURITIUS	6535	382868	2598	132625
46	MEXICO	273776	18598115	152872	10067091
47	MALAYSIA	30191	2133364	38304	2588302



Quantity in Kgs.

Value in Rs.

Sl. No.	Country Name	April-2010 - March-2011		April 2009 - March-2010	
		Quantity	Value	Quantity	Value
48	MALDIVE ISLANDS	6975	1262784	2278	166637
49	MOROCCO	28298	1921752	53805	2394494
50	MALTA	2917	195920	11365	753318
51	NIGERIA	39378	2965334	69465	4361234
52	NEW ZEALAND	224091	13791165	167005	10661607
53	NETHERLANDS	1560315	109362665	1698935	123137253
54	NORWAY	204273	14835398	200841	15451031
55	PERU	16265	1112324	21080	1255527
56	POLAND	756763	46822554	688615	41267937
57	PORTUGAL	106456	8412024	378297	25336182
58	PHILIPPINES	40861	2670288	37695	2219470
59	PARAGUAY	4105	273746	0	0
60	PAPUA NEW GUENEA	300	13410	3415	243742
61	PANAMA	58521	3965644	149563	7930372
62	QATAR	21279	1622000	25341	1933617
63	RUMANIA	167145	9929643	61960	3889101
64	REPUBLIC OF CHINA	56943	4072443	105096	6521244
65	RUSSIA	356840	22006600	388334	22649389
66	SEYCHELLES	1179	172610	0	0
67	SURINAM	3066	205150	2760	175966
68	SINGAPORE	26075	2323344	26119	1726919
69	SRI LANKA	11272	669602	0	0
70	SOUTH KOREA	15661	1225692	19455	1469534
71	SAUDI ARABIA	396834	23042644	542482	31378182
72	SYRIA	7079	495734	15467	1115510
73	SPAIN	547710	39369257	797757	52553838
74	SWEDEN	340934	22266960	468268	28389658
75	SOUTH AFRICA	386637	24196624	305133	18002058
76	SLOVENIA	21059	1936849	34460	2485985
77	SLOVAK REPUBLIC	62345	4444580	40228	2995731
78	TAIWAN	5000	330434	7944	588233
79	THAILAND	15308	1244370	10423	969506
80	TURKEY	245776	18860096	361446	24863082
81	USA	9953782	767633375	13064314	994266554
82	URUGUAY	37549	2668446	46034	3317750
83	UAE	484548	33209910	416859	25743809



Fifty Seventh Annual Report 2010-2011

Quantity in Kgs.

Value in Rs.

Sl. No.	Country Name	April-2010 - March-2011		April 2009 - March-2010	
		Quantity	Value	Quantity	Value
84	UK	2486664	183515275	4077320	268438406
85	UKRAINE	48582	3235728	16765	971852
86	VENEZULA	36665	2468643	40277	2574625
87	YUGOSLAVIA	12338	824513	6842	306755
88	ZAMBIA	4490	440660	4800	244620
89	BOSNIA & HERZEGOVINA	0	0	8370	454072
90	BENIN	0	0	15530	1181429
91	CONGO	0	0	840	28619
92	GRENEADA	0	0	594	37114
93	IRAQ	0	0	8048	619200
94	INDONESIA	0	0	2227	148203
95	JAMAIC	0	0	8017	508474
96	OMAN	0	0	22383	1137488
97	SWITZERLAND	0	0	11586	798309
98	SENEGAL	0	0	9226	656964
99	ZIMBABWE	0	0	3954	273103
Total for the Item		29408997	2152579851	36297703	2542800798
POWERLOOM MAT					
1	AUSTRALIA	0	0	2842	203309
Total for the Item		0	0	2842	203309
TUFTED MAT					
1	ARGENTINA	52258	3988599	41346	3032650
2	AFGHANISTAN	4460	394112	0	0
3	AUSTRALIA	461031	33366925	359896	25693425
4	AUSTRIA	114209	10104230	115921	8468182
5	ALBANIA	640	69898	5800	105430
6	BRAZIL	905900	62072972	854923	50003062
7	BAHARAIN	4864	310951	9025	296466
8	BELGIUM	568942	42532153	669559	47092194
9	CAMEROON	3310	236834	11810	828691
10	CANADA	651342	48058686	1128871	79160134
11	CHILE	166319	13202426	241823	19337945
12	CZECHOSLOVAKIA	25615	2149580	21294	1836868
13	CYPRUS	5688	372652	18569	1227197
14	COASTA RICA	9887	601114	13600	693319
15	COLOMBIA	76924	6166204	24152	1897808



Quantity in Kgs.

Value in Rs.

Sl. No.	Country Name	April-2010 - March-2011		April 2009 - March-2010	
		Quantity	Value	Quantity	Value
16	CROATIA	93145	6828610	28737	2057779
17	DENMARK	198758	14275942	149667	8728924
18	EGYPT	28627	1916125	29163	1529201
19	ECUADOR	9393	752476	12241	964233
20	FRANCE	1289517	93765611	1062272	75297328
21	FINLAND	44378	4085843	22583	1747944
22	GHANA	29796	1081985	1193	75400
23	GREECE	132881	10379449	124017	8942633
24	GERMANY	2740636	203475831	4101244	270184733
25	GUATEMALA	12425	887392	4508	378261
26	HONGKONG	4258	317388	5668	554023
27	HUNGARY	3900	292596	0	0
28	IRAN	1230	173968	34078	1341953
29	ISRAEL	78720	5701471	98938	6536998
30	ITALY	2497772	172727886	2859643	184682526
31	IRISH REPUBLIC	50923	3254311	24606	1626872
32	INDONESIA	19254	1217774	22816	1497067
33	JAPAN	445878	37103645	332223	24647214
34	JORDAN	7500	533441	5890	384123
35	KUWAIT	14598	904750	8942	570031
36	LEBANON	86251	6490735	103034	7501066
37	LYBIA	4680	283209	63263	4496025
38	LATVIA	2400	145800	3347	287212
39	MAURITIUS	2798	172306	11801	733396
40	MEXICO	198050	13812249	87616	6001753
41	MALDIVE ISLANDS	6500	889120	0	0
42	NIGERIA	49478	3976479	122843	9417485
43	NEW ZEALAND	26921	1983385	24374	1628608
44	NETHERLANDS	1451934	105207037	1420895	98381154
45	NORWAY	85072	6334080	139695	10173221
46	PERU	9249	901199	27735	2324895
47	POLAND	373110	23111820	309334	19186407
48	PORTUGAL	192279	12935859	143144	8773173
49	PHILIPPINES	4680 3	84384	18062	1440753
50	PARAGUAY	7544	447626	0	0
51	PANAMA	124502	8466550	35760	2739991



Fifty Seventh Annual Report 2010-2011

Quantity in Kgs.

Value in Rs.

Sl. No.	Country Name	April-2010 - March-2011		April 2009 - March-2010	
		Quantity	Value	Quantity	Value
52	QATAR	2280	174217	5820	371037
53	RUMANIA	20672	1588141	39042	2010342
54	REPUBLIC OF CHINA	171116	11825981	192784	13344274
55	RUSSIA	77814	5188480	80676	5549611
56	REUNION	5774	409288	0	0
57	SINGAPORE	23656	1774683	35350	2676934
58	SAUDI ARABIA	107900	6585144	51296	3996197
59	SYRIA	2104	134270	11478	741548
60	SPAIN	1660591	116181922	1793021	118477430
61	SWEDEN	506303	39378259	363441	24529241
62	SWITZERLAND	1920	156797	1056	78328
63	SOUTH AFRICA	343495	22308611	207874	12923481
64	SLOVENIA	11386	944272	10280	338380
65	SLOVAK REPUBLIC	39402	2592349	15070	1144301
66	TAIWAN	18812	1381901	26207	1746172
67	THAILAND	7742	542900	3900	290981
68	TURKEY	648453	43562542	484092	28265060
69	USA	12114091	886225579	14854453	1076465393
70	URUGUAY	43890	3608975	19455	1303596
71	UAE	163045	12071122	122245	10047058
72	UK	3936281	267415562	3586044	217124360
73	UKRAINE	11216	756036	0	0
74	VENEZULA	43170	2542014	53909	3373048
75	YUGOSLAVIA	5047	426798	7305	534918
76	YEMEN	2618	219481	0	0
77	ALGERIA	0	0	7941	560860
78	BULGARIA	0	0	504	35775
79	BOSNIA & HERZEGOVINA	0	0	21280	1766302
80	DOMINICAN REPUBLIC	0	0	6070	684301
81	IVORY COAST	0	0	4980	315022
82	LITHUANIA	0	0	8526	575275
83	MALAYSIA	0	0	800	55560
84	SOUTH KOREA	0	0	5230	310158
85	SOUTH YEMEN	0	0	1360	91422
86	SENEGAL	0	0	4980	315022
87	TUNISIA	0	0	6512	412839
88	ZIMBABWE	0	0	2306	164520
Total for the Item		33349204	2396840992	36991208	2535124499



Quantity in Kgs.

Value in Rs.

Sl. No.	Country Name	April-2010 - March-2011		April 2009 - March-2010	
		Quantity	Value	Quantity	Value
HANDLOOM MATTING					
1	AUSTRALIA	31716	3558379	24695	2285832
2	BRAZIL	5990	402571	4912	334524
3	BAHARAIN	740	29474	0	0
4	BELGIUM	48547	4849032	61277	5915361
5	CANADA	79351	4641674	77577	4193347
6	CROATIA	4718	331096	0	0
7	DENMARK	5586	894720	11466	1807486
8	FRANCE	37225	2537021	121005	8563983
9	GREECE	33099	2250181	0	0
10	GERMANY	163749	21061258	171164	17521154
11	HONGKONG	1792	337848	2320	411222
12	ITALY	62273	4072352	74980	5498944
13	JAPAN	22741	4367542	123183	8897720
14	NEW ZEALAND	218	21411	1960	174885
15	NETHERLANDS	44780	4679944	80123	8467617
16	POLAND	8549	645137	0	0
17	PORTUGAL	455	42582	0	0
18	REPUBLIC OF CHINA	1212	117660	8139	502834
19	SINGAPORE	1490	117751	3110	138711
20	SPAIN	19970	1891389	15736	1130332
21	SWEDEN	8400	560280	13306	960254
22	SOUTH AFRICA	81773	7741162	77676	7123908
23	THAILAND	280	49672	400	49153
24	USA	412820	28413759	559509	34733905
25	UAE	12465	481327	0	0
26	UK	316549	30376461	373812	31898922
27	ARGENTINA	0	0	1612	191541
28	AFGHANISTAN	0	0	730	50212
29	BRUNEI	0	0	700	34930
30	KUWAIT	0	0	2380	139142
31	LEBANON	0	0	6400	329820
32	MAURITIUS	0	0	4913	378358
33	MALAYSIA	0	0	1590	120992
34	NORWAY	0	0	3140	223178
35	SOUTH KOREA	0	0	3225	319981
36	URUGUAY	0	0	1200	130311
Total for the Item		1406488	124471683	1832240	142528559



Fifty Seventh Annual Report 2010-2011

Quantity in Kgs.

Value in Rs.

Sl. No.	Country Name	April-2010 - March-2011		April 2009 - March-2010	
		Quantity	Value	Quantity	Value
POWERLOOM MATTING					
1	GERMANY	0	0	666	101252
2	NETHERLANDS	0	0	1069	147782
3	SOUTH YEMEN	0	0	675	54908
Total for the Item		0	0	2410	303942
GEO TEXTILE					
1	AUSTRALIA	291240	13931902	379882	18626895
2	AUSTRIA	50000	3523208	158410	9839723
3	BELGIUM	135050	9676842	193146	11209849
4	FRANCE	471821	28470170	422142	24655911
5	FINLAND	12330	1163768	0	0
6	GREECE	15600	960960	23400	1234369
7	GERMANY	165621	10681377	150772	8561817
8	HONGKONG	15636	933446	3350	217627
9	ISRAEL	9186	824747	35408	2289918
10	ITALY	84975	5810627	103557	5952122
11	JAPAN	183742	13131323	461814	31276573
12	KUWAIT	29608	2092776	0	0
13	MADAGASCAR	12000	890258	0	0
14	NETHERLANDS	21140	1711979	21043	1647730
15	POLAND	2080	153224	0	0
16	PORTUGAL	10050	477981	12340	406411
17	RUSSIA	2800	150749	83700	4036392
18	SPAIN	18200	1074066	7700	395775
19	SWEDEN	66177	3844758	36303	1639583
20	SWITZERLAND	32438	1973648	42856	3033959
21	SOUTH AFRICA	22330	1273836	0	0
22	TAIWAN	3150	151268	19197	561372
23	USA	1577455	77112724	1531271	73130447
24	UK	34003	2289199	17712	744022
25	CANADA	0	0	10005	611936
26	CZECHOSLOVAKIA	0	0	16400	802800
27	DENMARK	0	0	7400	340340
28	MALDIVE ISLANDS	0	0	8250	686832
29	REUNION	0	0	6554	312254
30	UAE	0	0	1830	162561
Total for the Item		3266632	182304836	3754442	202377218



Quantity in Kgs.

Value in Rs.

Sl. No.	Country Name	April-2010 - March-2011		April 2009 - March-2010	
		Quantity	Value	Quantity	Value
COIR RUGS & CARPET					
1	AUSTRALIA	84512	5821994	0	0
2	BELGIUM	1398	113185	11814	1244179
3	CANADA	722	60735	1638	140924
4	FINLAND	491	85886	0	0
5	GREECE	40241	2579500	0	0
6	GERMANY	8220	744330	4465	810380
7	HUNGARY	625	81226	0	0
8	ITALY	28750	2448688	0	0
9	IRISH REPUBLIC	5842	338792	0	0
10	JAPAN	3975	507132	2417	235449
11	MEXICO	4442	376800	0	0
12	NIGERIA	2940	809251	0	0
13	NEW ZEALAND	39998	2547925	0	0
14	NETHERLANDS	1540	129809	0	0
15	POLAND	23138	1082780	0	0
16	PORTUGAL	11146	600982	0	0
17	RUMANIA	10241	719404	0	0
18	RUSSIA	37890	831790	0	0
19	SOUTH KOREA	21152	2254209	10510	739978
20	SAUDI ARABIA	4166	361173	6039	344230
21	SOUTH AFRICA	44135	2999534	0	0
22	USA	447141	37558567	5937	639154
23	UK	305818	18501673	3346	384061
24	UKRAINE	18286	1066799	0	0
Total for the Item		1146809	82622164	46166	4538355
COIR ROPE					
1	BULGARIA	200	10924	0	0
2	CHILE	6390	122304	0	0
3	FRANCE	87968	5708965	176085	10897771
4	GERMANY	5675	343301	0	0
5	MALAYSIA	75600	1378492	54200	948383
6	MALDIVE ISLANDS	17316	800764	6113	297780
7	REPUBLIC OF CHINA	18410	307113	170190	2744156
8	OMAN	0	0	11550	624479
9	SPAIN	0	0	12421	1079717
Total for the Item		211559	8671863	430559	16592286



Fifty Seventh Annual Report 2010-2011

Quantity in Kgs.

Value in Rs.

Sl. No.	Country Name	April-2010 - March-2011		April 2009 - March-2010	
		Quantity	Value	Quantity	Value

CURLED COIR

1	MALAYSIA	87630	1588462	145170	2495835
2	POLAND	38770	696133	37600	724838
3	REPUBLIC OF CHINA	3528627	62753299	1311732	21429152
4	RUSSIA	1872050	40614511	1871200	42183074
Total for the Item		5527077	105652405	3365702	66832899

RUBBERISED COIR

1	AUSTRALIA	286	61681	0	0
2	CANADA	1050	89218	3920	762452
3	FIJI ISLANDS	8101	744704	1635	151929
4	FRANCE	5752	685468	23437	1763024
5	GREECE	43348	3762979	72621	6845452
6	GERMANY	106353	13773216	94318	11363188
7	HUNGARY	22066	2736331	5097	316856
8	ITALY	8176	1059339	36957	3515320
9	KUWAIT	162	108768	0	0
10	LATVIA	5915	648910	56754	6495383
11	MALAYSIA	32045	4464848	21510	2455369
12	MALDIVE ISLANDS	55126	6899529	204838	26322401
13	NEW ZEALAND	510	71852	510	71690
14	SOUTH KOREA	33692	4144586	38206	3856409
15	SLOVENIA	11410	1229605	0	0
16	USA	25722	4052290	7134	999556
17	UAE	4633	592652	4734	421919
18	UK	19040	2563252	17629	1985361
19	BELGIUM	0	0	17191	2094857
20	ISRAEL	0	0	4270	540482
21	SPAIN	0	0	400	28577
22	UKRAINE	0	0	1000	98535
23	VIETNAM	0	0	17613	1249955
Total for the Item		383387	47689228	629774	71338715

COIR PITH

1	AUSTRALIA	6167072	71577498	5949085	67561475
2	ALGERIA	50000	463074	0	0





Quantity in Kgs.

Value in Rs.

Sl. No.	Country Name	April-2010 - March-2011		April 2009 - March-2010	
		Quantity	Value	Quantity	Value
3	AUSTRIA	122450	2594706	197780	5404515
4	ANGOLA	68576	703429	0	0
5	BARBADOS	22380	395867	0	0
6	BRAZIL	23000	180118	0	0
7	BAHARAIN	47000	579083	300	3280
8	BELGIUM	9352413	71546403	660004	5116353
9	BRUNEI	44500	523293	22060	191656
10	CANADA	1382597	20002402	1021701	16161004
11	CZECHOSLOVAKIA	41180	653367	0	0
12	CYPRUS	101920	1211940	61852	599999
13	COASTA RICA	728688	6426120	415841	3662190
14	CROATIA	19700	468539	0	0
15	DOMINICAN REPUBLIC	162070	1425380	72912	1475580
16	DENMARK	152450	2846917	137500	2746948
17	DJIBOUTI	458000	4669464	300700	3145920
18	EGYPT	1577538	11995520	1761907	15309638
19	ECUADOR	364000	3707045	382470	4156643
20	EL SALVADOR	215400	1620720	285820	2494845
21	FRANCE	589453	5811323	894204	8963286
22	FINLAND	27790	244764	0	0
23	GREECE	114090	878141	170030	1827875
24	GERMANY	856937	11701313	1004561	16190464
25	GUATEMALA	245556	2732476	94890	1006291
26	HONGKONG	430271	3518993	118865	931760
27	HUNGARY	633924	9693442	642884	9086026
28	IRAN	1642190	12674444	1373260	10233344
29	IRAQ	42000	321898	0	0
30	ISRAEL	2782504	22271313	3034725	24879578
31	ITALY	2673539	21225818	1860590	15344663
32	IRISH REPUBLIC	141200	1260316	0	0
33	JAMAIC	26000	205620	0	0
34	JAPAN	50628	790118	249870	1964355
35	JORDAN	69000	786630	162000	1690296
36	KENYA	1451130	11702331	1470840	11139230



Fifty Seventh Annual Report 2010-2011

Quantity in Kgs.

Value in Rs.

Sl. No.	Country Name	April-2010 - March-2011		April 2009 - March-2010	
		Quantity	Value	Quantity	Value
37	KUWAIT	110180	903190	23500	187253
38	LEBANON	92460	1119471	55000	465532
39	LITHUANIA	12750	147000	0	0
40	MEXICO	1416537	17978678	883400	9380779
41	MALAYSIA	760010	7221895	574279	4834416
42	MALDIVE ISLANDS	154583	1012674	57862	76374
43	MOROCCO	1055710	9239563	446500	4623929
44	NEW ZEALAND	131680	1575206	0	0
45	NETHERLANDS	32405151	347350243	35655644	344806915
46	NORWAY	322400	3687084	253000	3843506
47	NEW CALEDONIA	32625	650430	9100	202366
48	OMAN	165380	1317318	11000	101278
49	PERU	31940	310425	0	0
50	POLAND	280550	2476710	138400	1430934
51	PORTUGAL	153080	1936749	95792	1180582
52	PUERTO RICO	30800	460202	118950	980699
53	QATAR	200070	1753394	132000	1401134
54	REPUBLIC OF CHINA	318560	3176253	198145	2499925
55	RUSSIA	319155	3733741	110133	2061545
56	REUNION	169748	2602947	0	0
57	SINGAPORE	43000	273568	21500	152860
58	SRI LANKA	100000	760750	0	0
59	SOUTH KOREA	37203925	305903933	25635737	192389496
60	SPAIN	14545845	128978094	11866084	112419353
61	SWITZERLAND	16875	304762	24160	434826
62	SOUTH AFRICA	569100	7069190	464849	4606074
63	SLOVENIA	48246	401806	22350	192344
64	TANZANIA	72000	835146	418000	4120863
65	TRINIDAD	23000	420133	0	0
66	TAIWAN	388812	2688008	581890	3892125
67	TURKEY	1115730	10154827	509538	7940562
68	USA	25033130	220386906	21641238	207498653
69	UAE	3865170	26107038	4089160	26236748
70	UK	2719083	46930199	4937847	58885676



Quantity in Kgs.

Value in Rs.

Sl. No.	Country Name	April-2010 - March-2011		April 2009 - March-2010	
		Quantity	Value	Quantity	Value
71	UKRAINE	109534	1627731	191828	2687653
72	UZBEKISTAN	47000	386309	0	0
73	UGANDA	500000	5581315	100000	764427
74	VENEZULA	38350	985585	0	0
75	VIETNAM	30000	701070	14700	170097
76	YUGOSLAVIA	345615	4343194	88425	1050431
77	BULGARIA	0	0	22200	226953
78	COLOMBIA	0	0	24000	185472
79	ESTONIA	0	0	44000	317706
80	MALTA	0	0	200	5093
81	SAUDI ARABIA	0	0	23000	231472
82	SLOVAK REPUBLIC	0	0	20000	255719
83	TUNISIA	0	0	39600	313958
84	YEMEN	0	0	27000	362401
Total for the Item		157854930	1482902562	131916662	1234705343

COIR OTHER SORTS

1	GERMANY	3748	296425	5179	424666
2	NETHERLANDS	13068	1049083	2694	241090
3	NORWAY	537	111461	0	0
4	SWITZERLAND	9272	788212	0	0
5	TAIWAN	3545	356542	0	0
6	USA	15449	967929	2463	166400
7	UK	345	14244	7666	709491
8	AUSTRALIA	0	0	2610	131749
9	ITALY	0	0	6595	316920
10	JAPAN	0	0	3055	163629
11	KUWAIT	0	0	12400	298774
12	MALDIVE ISLANDS	0	0	1282	81928
13	POLAND	0	0	7102	36470
14	SWEDEN	0	0	3993	282267
Total for the Item		45964	3583896	55039	2853384
Total for all Items		321016017	8070708392	294508020	8040523517



ANNEXURE - V
COMPARATIVE STATEMENT OF SHOWROOM SALES
(APRIL TO MARCH), TARGET AND ACHIEVEMENT DURING
2009-10 AND 2010-2011

Sl. No.	Coir Bhavans	2009-10			2010-11		
		Target 2009-10	Sales April 2009 to March 2010	% of Achievement	Target 2010-11	Sales April 2010 to March 2011	% of Achievement
		Rs. in lakhs			Rs. in lakhs		
1	MADURAI	20.00	20.81	104.06	20.00	63.99	319.96
2	JAMMU	130.00	297.53	228.87	130.00	303.47	233.44
3	HYDERABAD	125.00	240.60	192.48	125.00	159.21	127.37
4	BANGALORE	55.00	55.39	100.71	55.00	63.77	115.95
5	TRIVANDRUM	30.00	22.80	76.00	30.00	33.33	111.10
6	GUNTUR	55.00	57.56	104.66	55.00	59.40	108.00
7	CHANDIGARH	30.00	21.92	73.08	30.00	30.55	101.84
8	PATNA	45.00	39.27	87.26	45.00	45.00	100.00
9	TRICHUR	45.00	41.54	92.30	45.00	45.00	100.00
10	JAIPUR	40.00	27.77	69.41	40.00	37.21	93.03
11	MUMBAI	100.00	115.28	115.28	100.00	86.06	86.06
12	CHENNAI	60.00	71.06	118.43	60.00	49.54	82.56
13	NEW DELHI (AA)	50.00	34.52	69.03	50.00	39.71	79.41
14	KOLKATA	30.00	20.11	67.03	30.00	23.33	77.75
15	ALLAHABAD	25.00	9.03	36.11	25.00	18.83	75.33
16	INDORE	25.00	19.24	76.94	25.00	17.40	69.62
17	GANGTOK	25.00	17.14	68.55	25.00	16.65	66.62
18	AHMEDABAD	35.00	15.92	45.50	35.00	20.52	58.64
19	ERNAKULAM	55.00	45.00	81.82	55.00	29.95	54.46
20	NEW DELHI (NP)	60.00	37.13	61.89	60.00	31.29	52.15
21	DEHRADUN	25.00	9.93	39.70	25.00	12.71	50.83
22	PALAKKAD	-	3.94	-	20.00	10.07	50.37
23	LUCKNOW	80.00	38.97	48.71	80.00	40.00	50.00
24	GUWAHATI	30.00	12.99	43.29	30.00	14.90	49.68
25	VISAKHAPATANAM	25.00	10.87	43.48	25.00	11.68	46.72
26	BHUBANESWAR	25.00	25.08	100.33	25.00	10.04	40.16
27	RANCHI	30.00	36.14	120.47	30.00	10.04	33.46
28	GORAKHPUR	25.00	5.02	20.09	25.00	7.36	29.45
29	KOZHIKODE *	7.00	1.72	24.60	7.00	1.83	26.09
30	AGARTALA	55.00	37.48	68.14	55.00	14.07	25.58
31	KANNUR *	8.00	0.75	9.42	8.00	1.62	20.26
32	KANPUR	30.00	12.02	40.08	30.00	2.98	9.92
33	VARANASI **	20.00	2.22	11.11	-	-	-
	TOTAL	1,400.00	1,406.76	100.48	1,400.00	1,311.52	93.68

* Sales sub outlets

** Closed on 28-02-2010

ANNEXURE – VI

**THE DETAILS OF VAT COLLECTED BY DIFFERENT STATES
FOR COIR AND COIR PRODUCTS**

Sl No.	State	Coir Fibre	Coir Yarn	Processed pith	Coir products	Rubberised Coir
1	Kerala	Nil	Nil	Nil	Nil	4.04%
2	Tamil Nadu	Nil	Nil	5%	5%	14.50%
3	Karnataka	Nil	Nil	Nil	Nil	14.00%
4	Andhra Pradesh	Nil	Nil	Nil	Nil	14.50%
5	Orissa	4%	4%	Nil	4%	13.50%
6	West Bengal	Nil	Nil	Nil	4%	13.50%
7	Assam	Nil	Nil	Nil	5%	13.50%
8	Tripura	Nil	Nil	Nil	5%	13.50%
9	Jammu	Nil	Nil	Nil	5%	13.50%
10	Rajasthan	Nil	Nil	Nil	5%	14%
11	Madhya Pradesh	Nil	Nil	Nil	5%	13%
12	Uttaranchal	Nil	Nil	Nil	5%	13.50%
13	New Delhi	Nil	Nil	Nil	5%	12.50%
14	Jharkhand	4%	4%	Nil	5%	14.00%
15	Maharashtra	5%	5%	Nil	5%	12.50%
16	Sikkim	Nil	Nil	Nil	5%	13.50%
17	Bihar	5%	5%	Nil	5%	13.50%
18	Gujarat	Nil	Nil	Nil	5%	15.00%



ANNEXURE – VII

**COIR BOARD, COCHIN
CONSOLIDATED BALANCE SHEET AS AT 31-03-2011**

(Rs. in 000)

	Schedule	2010-2011	2009-2010
CORPUS/CAPITAL FUND AND LIABILITIES			
CORPUS/ CAPITAL FUND	1	486,067	359,584
RESERVES AND SURPLUS	2	98,023	71,756
EARMARKED/ ENDOWMENT FUNDS	3	252,885	223,228
SECURED LOANS AND BORROWINGS	4	-	-
UNSECURED LOANS AND BORROWINGS	5	13,791	12,690
DEFERRED CREDIT LIABILITIES	6	190,340	88,492
CURRENT LIABILITIES AND PROVISIONS	7	41,530	17,453
T O T A L		1,082,636	773,203
	Schedule	2010-2011	2009-2010
ASSETS			
FIXED ASSETS	8	102,416	108,498
INVESTMENTS - FROM EARMARKED/ENDOWMENT FUNDS	9	-	-
INVESTMENTS - OTHERS	10	-	-
CURRENT ASSETS, LOANS, ADVANCES ETC	11	980,220	664,705
MISCELLANEOUS EXPENDITURE		-	-
T O T A L		1,082,636	773,203
SIGNIFICANT ACCOUNTING POLICIES	24		
CONTINGENT LIABILITIES AND NOTES ON ACCOUNTS	25		

Sd/-

Sr. Accounts Officer

Sd/-

Secretary

Sd/-

Chairman

ANNEXURE – VIII
COIR BOARD, COCHIN
CONSOLIDATED INCOME AND EXPENDITURE ACCOUNT FOR THE YEAR ENDED 31-03-2011

(Rs. In 000)

	Schedule	2010-2011	2009-2010
INCOME			
Income from Sales/Services	12	58,842	55,782
Grants/Subsidies	13	456,733	456,010
Fees/Subscriptions	14	853	1,333
Income from Investments (income on Invest.from earmarked / endow.funds trfd to Fund)	15	-	-
Income from Royalty, Publications etc.	16	178	238
Interest Earned	17	11,074	10,294
Other Income	18	911	729
Increase/(decrease) in stock of Finished goods and Work in Progress	19	(8,332)	(3,242)
TOTAL (A)		520,259	521,144
		2010-2011	2009-2010
EXPENDITURE			
Establishment Expenses	20	166,456	150,232
Other Administrative Expenses etc	21	170,727	165,865
Expenditure on Grants, Subsidies etc	22	40,732	51,701
Interest	23	5,970	5,003
Depreciation (Net total at the year end - corresponding to schedule 8)		9,891	11,304
TOTAL (B)		393,776	384,105
Balance being excess of Income over Expenditure (A-B)		126,483	137,039
Transfer to Special Reserve (Specify each) - Capital Reserve		-	-
Transfer to /from General Reserve		-	-
BALANCE BEING SURPLUS/(DEFICIT) CARRIED TO CORPUS/CAPITAL FUND		126,483	137,039
SIGNIFICANT ACCOUNTING POLICIES	24	-	-
CONTINGENT LIABILITIES AND NOTES ON ACCOUNTS	25	-	-

Sd/-

Sr. Accounts Officer

Sd/-

Secretary

Sd/-

Chairman



COIR BOARD, COCHIN
SCHEDULES FORMING PART OF CONSOLIDATED BALANCE SHEET AS AT 31-03-2011

(Rs. In 000)

	2010-2011		2009-2010	
SCHEDULE 1- CORPUS/CAPITAL FUND:				
Balance as at the beginning of the year		359,584		222,545
Add: Contribution towards Corpus / Capital Fund	-		-	
Add / (Deduct): Balance of net income / (expenditure) transferred from the Income and Expenditure A / c	126,483	126,483	137,039	137,039
BALANCE AS AT THE YEAR - END		486,067		359,584
SCHEDULE 2- RESERVES AND SURPLUS:				
1. Capital Reserve:				
As per last Account	71,756		69,766	
Addition during the year	26,267	98,023	1,990	71,756
Less: Deductions during the year	-		-	
2.Revaluation Reserve:				
As per last Account	-		-	
Addition during the year	-		-	
Less: Deductions during the year	-		-	
3. Special Reserve:				
As per last Account	-		-	
Addition during the year	-		-	
Less: Deductions during the year	-		-	
4. General Reserve:				
As per last Account	-		-	
Addition during the year	-		-	
Less: Deductions during the year	-		-	
TOTAL		98,023		71,756

Sd/-
Chairman

Sd/-
Secretary

Sd/-
Sr. Accounts Officer



COIR BOARD, COCHIN
SCHEDULES FORMING PART OF CONSOLIDATED BALANCE SHEET AS AT 31-03-2011

(Rs. In 000)

	FUND - WISE BREAK UP										TOTALS	
	REMOT	A & N	New Pension Fund	SFURTI	MDA (DMD)	CDB	NRDC	BRNS	BARC	2010-11	2009-10	
SCHEDULE 3- EARMARKED/ ENDOWMENT FUNDS												
a) Opening balance of the funds:	6,913	94	1,810	166,547	47,347	-	517	-		223,228	229,496	
b) Additions to the Fund:	-	-	-	-	-	-	-	-		-	-	
i. Donations/grants	140,300	-	627	25,000	-	839	-	524	422	167,712	98,037	
ii. Income from investments made on account of funds	-	-	-	-	-	-	-	-		-	-	
iii. Other additions (specify nature)	-	-	-	-	-	-	-	-		-	-	
a) Interest on SB	403	-	11	314	-	-	-	-		728	969	
b) Interest on FD	303	-	153	290	2,945	-	-	-		3,691	2,332	
c) Interest (Coir Board)	-	-	-	-	-	-	-	-		-	-	
d) Sales Proceeds	-	-	-	-	-	-	-	-		-	-	
TOTAL (a+b)	147,919	94	2,601	192,151	50,292	839	517	524	422	395,359	330,834	
c) Utilisation/Expenditure towards objectives of funds:												
i. Capital Expenditure												
Fixed Assets	166	-	-	-	66	-	-	-		232	35	
Others	-	-	-	-	-	-	-	-		-	-	
Total	166	-	-	-	66	-	-	-		232	35	
ii. Revenue Expenditure												
Salaries, Wages and Allowances etc	102	-	-	-	-	-	-	-		102	163	
Rent	-	-	-	-	-	-	-	-		-	-	
Other Administrative Expenses	139,230	-	233	119	773	839	-	524	422	142,140	107,408	
Total	139,332	-	233	119	773	839	-	524	422	142,242	107,571	
TOTAL (c)	139,498	-	233	119	839	839	-	524	422	142,474	107,606	
NET BALANCE AS AT THE YEAR-END(a+b-c)	8,421	94	2,368	192,032	49,453	-	517	-	-	252,885	223,228	

Sd/-

Sr. Accounts Officer

Sd/-

Secretary

Sd/-

Chairman



COIR BOARD, COCHIN
SCHEDULES FORMING PART OF CONSOLIDATED BALANCE SHEET AS AT 31-03-2011

(Rs. In 000)

	2010-2011		2009-2010	
SCHEDULE 4 - SECURED LOANS AND BORROWINGS:				
1. Central Government	-	-	-	-
2. State Government (Specify)	-	-	-	-
3. Financial Institutions				
a) Term Loans	-	-	-	-
b) Interest accrued and due	-	-	-	-
4. Banks:				
a) Term Loans	-	-	-	-
Interest accrued and due	-	-	-	-
b) Other Loans (specify)	-	-	-	-
Interest accrued and due	-	-	-	-
5. Other Institutions and Agencies	-	-	-	-
6. Debentures and Bonds	-	-	-	-
7. Others (Specify)	-	-	-	-
TOTAL	-	-	-	-

Sd/-

Sr. Accounts Officer

Sd/-

Secretary

Sd/-

Chairman



COIR BOARD, COCHIN
SCHEDULES FORMING PART OF CONSOLIDATED BALANCE SHEET AS AT 31-03-2011

(Rs. In 000)

	2010-2011	2009-2010
SCHEDULE 5 - UNSECURED LOANS AND BORROWINGS:		
1. Central Government	13,791	12,690
2. State Government (Specify)	-	-
3. Financial Institutions	-	-
4. Bank:		
a) Term Loans	-	-
b) Other Loans (Specify)	-	-
5. Other Institutions and Agencies	-	-
6. Debetures and Bonds	-	-
7. Fixed Deposits	-	-
8. Others (Specify)	-	-
TOTAL	13,791	12,690
SCHEDULE 6- DEFERRED CREDIT LIABILITIES:		
a) Acceptances secured by hypothecation of capital equipment and other assets		
b) Others		
(i) Subscription	98,224	86,857
(ii) Coir Board Plan Fund	8,813	-
(iii) Coir Board MDA	10	-
(iv) Amount Deposited for Fab Looms	1,635	1,635
(v) Coir Board Non-Plan Fund	72,833	-
(vi) SFURTI A/c.	171	-
(vii) REMOT A/c.	1	-
(viii) Hindustan Coir A/c.	8,653	-
TOTAL	190,340	88,492

Sd/-
Chairman

Sd/-
Secretary

Sd/-
Sr. Accounts Officer



COIR BOARD, COCHIN
SCHEDULES FORMING PART OF CONSOLIDATED BALANCE SHEET AS AT 31-03-2011

(Rs. In 000)

	2010-2011		2009-2010	
SCHEDULE 7- CURRENT LIABILITIES AND PROVISIONS				
A. CURRENT LIABILITIES				
1. Acceptances		-		-
2. Sundry Creditors:				
a) For Goods	2,163		1,467	
b) Others	481	2,644	228	1,695
3. Advances Received		-		-
4. Interest accrued but not due on:				
a) Secured Loan/Borrowings	-		-	
b) Unsecured Loan/Borrowings	337	337	158	158
5. Statutory Liabilities:				
a) Overdue	-		-	
b) Others :-	-		-	5
ESI & Provident Fund				
6. Other Current Liabilities		38,549		15,600
TOTAL (A)		41,530		17,453
B. PROVISIONS				
1. For Taxation		-		-
2. Gratuity		-		-
3. Superannuation/Pension		-		-
4. Accumulated Leave Encashment		-		-
5. Trade Warranties/Claims		-		-
6. Others (Specify)		-		-
TOTAL (B)		-		-
TOTAL (A+B)		41,530		17,453

Sd/-

Sr. Accounts Officer

Sd/-

Secretary

Sd/-

Chairman

COIR BOARD, COCHIN
SCHEDULES FORMING PART OF CONSOLIDATED BALANCE SHEET AS AT 31-03-2011

(Rs. In 000)

	GROSS BLOCK				DEPRECIATION					NET BLOCK	
	Cost/ valuation as at 01-04-2010	Additions during the year	Deductions during the year	Cost/ valuation as at 31-03-2011	As at 01-04-2010	Prior Period Deduction	On Additions during the year	On Deductions during the year	Total up to 31-03-2011	As on 31-03-2011	As on 31-03-2010
SCHEDULE 8- FIXED ASSETS											
DESCRIPTIONS											
A. FIXED ASSETS:-											
1. LAND											
a) Freehold	7,206	-	7,206	-	-	-	-	7,206	7,206		
b) Leasehold	-	-	-	-	-	-	-	-	-		
2. BUILDINGS:											
a) On Freehold Land	51,661	-	51,661	5,846	-	1,144	-	6,990	44,671	45,815	
b) On Leasehold Land	-	-	-	-	-	-	-	-	-	-	
c) Ownership Flats / Premises	-	-	-	-	-	-	-	-	-	-	
d) Superstructure on land not belonging to the entity	-	-	-	-	-	-	-	-	-	-	
3. Plant, Machinery and Equipment	58,680	2,076	60,756	27,397	-	4,851	-	32,248	28,508	31,283	
4. Vehicles	1,148	42	1,106	605	-	75	-	680	426	543	
5. Furniture and Fixtures	13,340	107	13,447	2,947	-	627	-	3,574	9,873	10,393	
6. Office Equipments	10,121	266	10,387	4,659	-	847	-	5,506	4,881	5,462	
7. Computer/Peripherals	19,035	1,253	20,288	15,391	-	1,876	-	17,267	3,021	3,644	
8. Electric Installations	481	-	481	200	-	42	-	242	239	281	
9. Liabrary Books	4,627	149	4,776	1,442	-	329	-	1,771	3,005	3,185	
10. Tubewells & W.Supply	-	-	-	-	-	-	-	-	-	-	
11. Other Fixed Assets											
a) Sundry Assets	104	-	104	42	-	6	-	48	56	62	
b) Tools & Equipments	52	-	52	30	-	3	-	33	19	22	
c) Machine Tools	257	-	257	138	-	18	-	156	101	119	
d) Lab Equipments	728	-	728	245	-	73	-	318	410	483	
TOTAL OF CURRENT YEAR	167,440	3,851	42	171,249	58,942	-	9,891	-	68,833	102,416	108,498
PREVIOUS YEAR	149,076	10,906	165	159,817	33,696	-	13,651	153	47,194	112,623	115,380
B. CAPITAL WORK-IN-PROGRESS	-	-	-	-	-	-	-	-	-	-	-
TOTAL	167,440	3,851	42	171,249	58,942	-	9,891	-	68,833	102,416	108,498

Sd/-
Sr. Accounts Officer

Sd/-
Secretary

Sd/-
Chairman



COIR BOARD, COCHIN
SCHEDULES FORMING PART OF CONSOLIDATED BALANCE SHEET AS AT 31-03-2011

(Rs. In 000)



	2010-2011	2009-2010
SCHEDULE 9- INVESTMENTS FROM EARMARKED/ENDOWMENT FUNDS:		
1. In Government Securities	-	-
2. Other Approved Securities	-	-
3. Shares	-	-
4. Debentures and Bonds	-	-
5. Subsidiaries and Joint Ventures	-	-
6. Others (to be specified)	-	-
TOTAL	-	-
	2010-2011	2009-2010
SCHEDULE 10- INVESTMENTS - OTHERS:		
1. In Government Securities	-	-
2. Other Approved Securities	-	-
3. Shares	-	-
4. Debentures and Bonds	-	-
5. Subsidiaries and Joint Ventures	-	-
6. Others (to be specified)	-	-
TOTAL	-	-

Sd/-
Sr. Accounts Officer

Sd/-
Secretary

Sd/-
Chairman

Fifty Seventh Annual Report 2010-2011

COIR BOARD, COCHIN
SCHEDULES FORMING PART OF CONSOLIDATED BALANCE SHEET AS AT 31-03-2011

(Rs. In 000)

	2010-2011		2009-2010	
SCHEDULE 11- CURRENT ASSETS, LOANS, ADVANCES ETC:				
A . CURRENT ASSETS:-				
1. Inventories:				
a) Stores and Spares	1,811		1,886	
b) Packing Materials	372		376	
c) Loose Tools	-		-	
d) Stock in Trade				
Finished Goods	7,650		15,880	
Work in progress	135		237	
Raw Materials	3,205	13,173	861	19,240
2. Sundry Debtors:				
a) Debts Outstanding for a period exceeding six months	5,924			
b) Others	4,900	10,824	12,873	12,873
3. Cash Balances in Hand (Including cheques/draft and imprest)		5		7
4. Bank Balances:				
a) With Scheduled Banks:				
On Current Accounts	141,806		77,195	
On Deposit Accounts (including Margin Money)	145,581		103,132	
On Savings Accounts	33,084	320,471	49,505	
b) With non - Scheduled Banks:-				
On Current Accounts	-		-	
On Deposits Accounts	-		-	
On Savings Accounts	-	-	-	-
5. Post Office-Savings Accounts		-		-
TOTAL (A)		344,473		261,952

Fifty Seventh Annual Report 2010-2011

Sd/-
Sr. Accounts Officer

Sd/-
Secretary

Sd/-
Chairman



COIR BOARD, COCHIN
SCHEDULES FORMING PART OF CONSOLIDATED BALANCE SHEET AS AT 31-03-2011

(Rs. In 000)



	2010-2011		2009-2010	
SCHEDULE 11- CURRENT ASSETS, LOANS, ADVANCES ETC:				
B. LOANS, ADVANCES AND OTHER ASSETS:-				
1. Loans				
a) Staff	50,891		49,354	
b) Other Entities engaged in activities/objectives similar to that of the Entity	-		-	
c) Others(Specify)	-	50,891	-	49,354
2. Advances and other amounts recoverable in cash or in kind or for value to be received				
a) On Captial Account	92,114		1,634	
b) Prepayments	790		439	
c) Others	456,082	548,986	328,002	330,075
3. Income Accrued:				
a) On Investment from Earmarked/Endowment Funds	-		-	
b) On Investment - Others	-		5	
c) On Loans and Advances	-		-	
d) Others	-		-	
(Includes income due realised- Rs.....)				
(i) Interest Accrued on FD	3,425		10,381	
(ii) Commission Receivable	10,359		10,951	
(iii) Dying & Electricity Charges Receivable	16,943		-	
(iv) Grant Receivable	-		-	
(v) Pension contribution receivable	1,961		73	
(vi) Interest Receivable - Coir Board	-		54	
(vii) Space Rent Receivable - Abroad	3,182	35,870	1,860	23,324
4. Claims Receivable -				
TOTAL (B)		635,747		402,753
TOTAL (A+B)		980,220		664,705

Sd/-
Sr. Accounts Officer

Sd/-
Secretary

Sd/-
Chairman

Fifty Seventh Annual Report 2010-2011

COIR BOARD, COCHIN
SCHEDULES FORMING PART OF CONSOLIDATED INCOME & EXPENDITURE FOR THE YEAR ENDED 31-03-2011

(Rs. In 000)

	2010-2011	2009-2010
SCHEDULE 12- INCOME FROM SALES /SERVICES:		
1. Income from Sales		
a) Sale of Finished Goods	33,086	32,643
b) Sale of Raw Material	-	59
c) Sale of Scraps	862	864
2. Income from Services		
a) Labour and Processing Charges	1,086	1,594
b) Professional/Consultancy Services	-	-
c) Agency Commission and Brokerage	16,909	18,536
d) Maintenance Services (Equipment/Property)	2,521	1,765
e) Others (Specify)		-
i) Space Rent Received	4,378	321
TOTAL	58,842	55,782
	2010-2011	2009-2010
SCHEDULE 13- GRANTS/SUBSIDIES (Irrevocable Grants & Subsidies Received)		
1. Central Government	456,733	166,750
2. State Government(s)		289,260
3. Government Agencies	-	-
4. Institution/Welfare Bodies	-	-
5. International Organisations	-	-
6. Others (Specify)		
(a) Pension contribution - Coir Board	-	
(b) MDA - HC	-	
(c) Pension Contribution - Deputation Staff		204
TOTAL	456,733	456,010

Sd/-
Sr. Accounts Officer

Sd/-
Secretary

Sd/-
Chairman



Fifty Seventh Annual Report 2010-2011

COIR BOARD, COCHIN
SCHEDULES FORMING PART OF CONSOLIDATED INCOME & EXPENDITURE FOR THE YEAR ENDED 31-03-2011



(Rs. In 000)

	2010-2011	2009-2010
SCHEDULE 14- FEES/SUBSCRIPTIONS		
1. Entrance Fees		
1) Entrance Fees	-	-
2) Annual Fees / Subscriptions	853	1,333
3) Seminar / Program Fee	-	-
4) Consultancy Fee	-	-
5) Others(Specify)	-	-
TOTAL	853	1,333

Sd/-
Sr. Accounts Officer

Sd/-
Secretary

Sd/-
Chairman

Fifty Seventh Annual Report 2010-2011

COIR BOARD, COCHIN
SCHEDULES FORMING PART OF CONSOLIDATED INCOME & EXPENDITURE FOR THE YEAR ENDED 31-03-2011

(Rs. In 000)

	Investment from Earmarked Fund		Investment Others	
	2010-2011	2009-2010	2010-2011	2009-2010
SCHEDULE 15- INCOME FROM INVESTMENTS:				
1. Interest				
a) On Government Securities	-	-	-	-
b) Other Bonds / Debentures	-	-	-	-
2. Dividends				
a) On Shares	-	-	-	-
b) On Mutual Fund Securities	-	-	-	-
3. Rent	-	-	-	-
4. Others (Specify)	-	-	-	-
TOTAL	-	-	-	-
TRANSFERRED TO EARMARKED / ENDOWMENT FUNDS				

Fifty Seventh Annual Report 2010-2011



Sd/-
Sr. Accounts Officer

Sd/-
Secretary

Sd/-
Chairman

COIR BOARD, COCHIN
SCHEDULES FORMING PART OF CONSOLIDATED INCOME & EXPENDITURE FOR THE YEAR ENDED 31-03-2011

(Rs. In 000)



	2010-2011	2009-2010
SCHEDULE 16- INCOME FROM ROYALTY, PUBLICATION ETC		
1) Income from Royalty	-	-
2) Income from Publications	178	238
3) Others (Specify)	-	-
TOTAL	178	238

	2010-2011	2009-2010
SCHEDULE 17- INTEREST EARNED		
1) On Term Deposits:-		
a) With Schedule Banks	8,141	4,628
b) With Non Schedule Banks	-	-
c) With Institutions	-	-
d) Others : Interest on Govt. Securities	-	-
2) On Savings Accounts:-		
a) With Schedule Banks	2,482	5,397
b) With Non Schedule Banks	-	-
c) Post Office Savings Accounts	-	-
d) Others	-	-
3) On Loans:		
a) Employees / Staff	451	269
b) Others	-	-
4) Interest on Debtors and Other Receivables	-	-
TOTAL	11.074	10,294

Sd/-
Sr. Accounts Officer

Sd/-
Secretary

Sd/-
Chairman

Fifty Seventh Annual Report 2010-2011

COIR BOARD, COCHIN
SCHEDULES FORMING PART OF CONSOLIDATED INCOME & EXPENDITURE FOR THE YEAR ENDED 31-03-2011

(Rs. In 000)

	2010-2011	2009-2010
SCHEDULE 18- OTHER INCOME		
1) Profit on Sale/ disposal of Assets:-		
a) Owned Assets	-	-
b) Assets acquired out of grants or received free of cost	-	-
2) Export Incentive Realised	-	-
3) Fees for Miscellaneous Services	-	-
4) Miscellaneous Income	640	222
5) Prior Period Items	91	340
6) Insurance Claim Received	180	167
TOTAL	911	729
	2010-2011	2009-2010
SCHEDULE 19- INCREASE/(DECREASE) IN STOCK OF FINISHED GOODS & WORK IN PROGRESS		
a) Closing Stock:-		
Finished Goods	7,650	15,880
Work in Progress	135	237
b) Less: Opening Stock:-		
Finished Goods	15,880	19,061
Work in Progress	237	298
NET INCREASE/(DECREASE) (a-b)	(8,332)	(3,242)
	2010-2011	2009-2010
SCHEDULE 20- ESTABLISHMENT EXPENSES		
a) Salaries and Wages	130,550	114,896
b) Allowances and Bonus	-	-
c) Contribution to Provident Fund	-	-
d) Contribution to Other Fund - ESI	121	57
e) Staff Welfare Expenses	252	180
f) Expenses on Employees Retirement and Terminal Benefit	35,533	34,767
g) Others (Specify)	-	-
i) Contribution New Pension Fund	-	332
TOTAL	166,456	150,232

Sd/-
Sr. Accounts Officer

Sd/-
Secretary

Sd/-
Chairman

Fifty Seventh Annual Report 2010-2011





Fifty Seventh Annual Report 2010-2011

COIR BOARD, COCHIN
SCHEDULES FORMING PART OF CONSOLIDATED INCOME & EXPENDITURE
FOR THE YEAR ENDED 31-03-2011

(Rs. In 000)

	2010-2011	2009-2010
SCHEDULE 21- OTHER ADMINISTRATIVE EXPENSES		
a) Purchases	16,449	14,779
b) Labour and Processing Expenses	1,086	1,850
c) Cartage and Carriage Inward	38	11
d) Electricity and Power	3,833	3,384
e) Water Charges	91	165
f) Insurance	148	732
g) Repairs and Maintenance	5,096	2,668
h) Excise Duty	-	-
I) Rent, Rates and Taxes	7,415	7,330
j) Vehicles Running and Maintenance	182	321
k) Postage, Telephone and Communication Charges	2,191	2,297
l) Printing and Stationery	1,883	2,498
m) Travelling and Conveyance Expenses	13,097	12,246
n) Expenses on Seminar / Workshop	21,028	13,741
o) Subscription Expenses	249	318
p) Expenses on Fees	-	66
q) Auditors Remuneration	232	639
r) Hospitality Expenses	1,935	103
s) Professional Charges	2,182	1,400
t) Provision for Bad and Doubtful Debts/ Advances	-	-
u) Irrecoverable Balances Written-off	-	-
v) Packing Charges	209	191
w) Freight and Forwarding Expenses	2,084	2,618
x) Distribution Expenses	7,568	7,431
y) Advertisement and Publicity	25,803	46,711
z) Others (Specify)		
(1) General Expenses	4,809	6,059
(2) Training	39,932	22,820
(3) Loss on goods damaged	-	-
(4) Product Diversification	7,272	8,237
(5) Award Distribution Expenses	92	457
(6) Economic & Market Research Study	958	746
(7) Export Promotion Expenses	3,433	345
(8) Prior Period Expenses	525	4,794
(9) Incidental Charges	289	196
(10) Welfare Measures	618	712
TOTAL	170,727	165,865

Sd/-
Sr. Accounts Officer

Sd/-
Secretary

Sd/-
Chairman

COIR BOARD, COCHIN
SCHEDULES FORMING PART OF CONSOLIDATED INCOME & EXPENDITURE FOR THE YEAR ENDED 31-03-2011

(Rs. In 000)

	2010-2011	2009-2010
SCHEDULE 22- EXPENDITURE ON GRANTS, SUBSIDIES ETC		
a) Grants given to Institutions / Organisations	37,453	46,465
b) Subsidies given to Institutions / Organisations	3,279	5,236
TOTAL	40,732	51,701

	2010-2011	2009-2010
SCHEDULE 23- INTEREST		
a) On Fixed Loans	-	-
b) On Other Loans (including Bank Charges)	40	44
c) Others (Specify)	-	-
i) On Subscription	4,591	3,848
ii) Interest on Loan (Govt of India)	1,339	1,111
(iii) Interest (New Pension Fund)	-	-
TOTAL	5,970	5,003

Fifty Seventh Annual Report 2010-2011

Sd/-
Sr. Accounts Officer

Sd/-
Secretary

Sd/-
Chairman





COIR BOARD CONSOLIDATED FINANCIAL STATEMENTS

SCHEDULE 24

SIGNIFICANT ACCOUNTING POLICIES

1. ACCOUNTING CONVENTION

- 1.1 The financial statements are prepared on the basis of historical cost convention, unless otherwise stated and on the accrual method of accounting except subscription, interest on subscription, interest on Government Securities in Provident fund Account and interest on Savings Bank Account, which are treated as income on cash basis.
- 1.2 REMOT, New Pension fund, SFURTI, MDA (DMD), Fund Received from National Research Development Centre (NRDC), Fund received from Govt. of Andaman and Nicobar Island (A & N), Fund received from Bhaba Atomic Research Centre (BARC), fund received from Board of Research in Nuclear Science (BRNS) and fund received from Coconut Development Board (CDB) are treated as Earmarked / Endowment Fund.
- 1.3 The Board is having Nine schemes or funds and separate financial statements are prepared for all the schemes / funds viz, Plan Fund, Non Plan Fund, Market Development Assistance Fund (DMD), SFURTI, Hindustan Coir, General Provident Fund, Pension Fund, New Pension Fund, and REMOT and a consolidated financial statements incorporating all these schemes / funds are also prepared.
- 1.4 Interest received on Fixed Deposits, Savings Account and sales proceeds are treated as income of Earmarked / Endowment Fund.
- 1.5 The figures in the accounts are presented after rounding off to thousands.

2. INVENTORY VALUATION

Stock of furnace oil and chemicals, stationery, Stores and Spares (including machinery spares) are valued at cost and is included under stores and spares.

- 2.2 Raw materials and semi finished goods at factory are valued at lower of cost and net realizable value and finished goods with showrooms is valued after deducting the 20% commission and 5% Profit Margin. The finished goods at factory are valued at ex factory price.

Sd/-
Sr. Accounts Officer

Sd/-
Secretary

Sd/-
Chairman





3. FIXED ASSETS

Fixed Assets are stated at cost of acquisition inclusive of inward freight, duties and taxes and incidental and direct expenses related to acquisition.

4. DEPRECIATION

Depreciation is provided on Written Down Value method on the rates consistently applied year after year. Half of the normal rates are applied on Fixed Assets, which are used for less than 182 days. The rate of depreciation provided is as follows:-

Fixed Assets	Rate of Depreciation
Building	2.50%
Library Books	10.00%
Computer / Peripherals	40.00%
Furniture and Fixtures	6.00%
Machine Tools	15.00%
Plant, Machinery & Equipments	15.00%
Office Equipments	15.00%
Vehicles	15.00%
Lab Equipments	15.00%
Electric Installations	15.00%
Sundry Assets	10.00%
Tools and Equipments	15.00%

Subsidies/grants utilized for capital expenditure are not considered for the calculation of depreciation.

5. ACCOUNTING FOR SALES

5.1 Sales are net of sales returns, rebate and trade discount.

6. GOVERNMENT GRANTS/SUBSIDIES

6.1 Government grants received towards capital expenditure are treated as Capital Reserve.

Sd/-
Sr. Accounts Officer

Sd/-
Secretary

Sd/-
Chairman



7. FOREIGN CURRENCY TRANSACTIONS

7.1. Transactions denominated in foreign currency are accounted at the exchange rate prevailing at the date of the transaction.

8. RETIREMENT BENEFITS

8.1 Actuarial liability to pensioners under this scheme is not accounted for since actual amount provided is more than, that of actuarial valuation .

8.2 Provision for accumulated leave encashment benefit to the employees is not provided in the accounts.

SCHEDULE 25

CONTINGENT LIABILITIES AND NOTES ON ACCOUNTS

1. CONTINGENT LIABILITIES

Claims against the Entity not acknowledged as debts- Rs. Nil (Previous Year Rs. Nil)

In respect of:

- Bank guarantees given by/on behalf of the Entity Rs. Nil (Previous Year Rs Nil)
- Letters of Credit opened by Bank on behalf of the Entity-Rs Nil (Previous year Rs. Nil)
- Bills discounted with banks Rs Nil (Previous year Rs Nil).

1.3. Disputed demands in respect of:

Income-tax Rs Nil (Previous year Rs. Nil)

Sales-tax Rs... Nil.... (Previous year Rs Nil)

Municipal taxes Nil... (Previous year Rs Nil.)

1.4 In respect of claims from parties for non-execution of orders, but contested by the Entity Rs Nil (Previous Year Rs Nil)

2 CURRENT ASSETS, LOANS AND ADVANCES

In the opinion of the Management, the current assets, loans and advances have a value on realization in the ordinary course of business, equal at least to the aggregate amount shown in the Balance Sheet.

Sd/-
Sr. Accounts Officer

Sd/-
Secretary

Sd/-
Chairman



3. TAXATION

In view of there being no taxable income under Income-tax Act 1961, no provision for Income tax has been considered necessary.

(Amount-Rs)

4. FOREIGN CURRENCY TRANSACTIONS

4.1. Value of Imports Calculated in C.I.F. Basis:

	2010-2011	2010-2010
- Purchase of finished Goods		
- Raw Materials & Components (Including in transit)	Nil	Nil
- Capital Goods		
- Stores, Spares and Consumables		

4.2 Expenditure in foreign Currency

a) Travel	2,60,215.00	2,29,192.00
b) Remittances and interest payment to Financial Institutions/Banks in Foreign Currency		
c) Other Expenditure Commission on Sales Legal and Professional Expenses Miscellaneous Expenses	1,59,59,045.00	1,0624,365.00

4.3. Earnings:

Value of Exports on FOB basis	Nil	Nil
-------------------------------	-----	-----

4.4 Remuneration to auditors:

As Auditors

- Taxation matters		
- For Management services	Nil	Nil
- For certification		

Others

Sd/-
Sr. Accounts Officer

Sd/-
Secretary

Sd/-
Chairman



Fifty Seventh Annual Report 2010-2011

5. Prior period Expenses included in Schedule 21:-
 - (a) Rent arrears of Rs. 13,014.00 for the year 2008-09 paid during the current year.(plan)
 - (b) Salary of Rs. 1,32,287.60 for the year 2009-10 paid during the year.(Non plan)
 - (c) Wages to Contingent Staff of Rs.1,64,750.00 for the year 2009-10 paid during the year (Non plan)
 - (d) Audit fee of Rs.1,80,333.00 for the previous years paid during the year. (Non Plan)
 - (e) Pension for the year 2009-10 paid during the year 2010-11
6. Prior Period Income included in Schedule 18: -
 - (a) Interest of Rs.54,393.00 provided during the 2008-09 for New Pension Scheme no longer required.
 - (b) Excess provision for audit fee of Rs.40,110.00 during the year 2008-09.
 - (c) Purchases of Rs.4,150.00 omitted to account during the year 2009-10 now accounted.(Hind)
7. Fund received from NRDC, BRNS, CDB, BARC and A&N for the implementation of particular scheme/ activity is shown under Earmarked / Endowment Fund in schedule 3 along with the expenditure incurred for above scheme / activity.
8. Corresponding figures for the pervious year have been regrouped/Rearranged, wherever necessary.
9. Schedules 1 to 25 are annexed to and form an integral part of the Balance Sheet as at **31-03-2011** and the Income and Expenditure Account for the year ended on that date.

Sd/-
Sr. Accounts Officer

Sd/-
Secretary

Sd/-
Chairman



COIR BOARD, COCHIN
CONSOLIDATED RECEIPTS AND PAYMENTS FOR THE YEAR ENDED 31ST MARCH 2011

(Rs. In 000)

Receipts	2010-2011	2009-2010	Payments	2010-2011	2009-2010
I Opening Balances			I Expenses		
a) Cash in hand	7	5	a) Establishment expenses (corresponding to Schedule 20)		190,432
b) Bank Balances			(corresponding to Schedule 21)	78,163	160,399
i) In current accounts	77,195	19,725	II Payments made against funds for various projects		93,525
ii) In deposit accounts	97,203	75,090	a) Expenses under SFURTI		91
iii) Savings accounts	49,505	56,257	b) Expenses under MDA (DMD)	738	3,105
II Grants Received			c) Expenses under REMOT	139,044	103,311
a) From Government of India			d) Expenses under other Earmarked	-	
i) Capital Purpose	26,267	1,990	e) Fund	1,785	
ii) Revenue Purpose	456,733	456,010	III Investments and deposits made		
iii) For SFURTI	25,000	-	a) Out of Earmarked/Endowment funds	-	
iv) For REMOT	140,300	97,263	b) Out of Own Funds(Investments-others)	-	
b) From State Government	-		IV Expenditure on Fixed Assets & Capital Work-in-Progress		
c) From other sources			a) Purchase of Fixed Assets	4,054	1,853
i) Earmarked/Endowment Funds			b) Expenditure on Capital Work in Progress	-	
a) CDB	839	-	V Refund of surplus money/Loans		
b) A & N		360	a) To the Government of India	1,900	1,461
c) BRNS	524		b) To the State Government		-
c) Grant from Coir Board	11,855	13,228	c) To other providers of funds		-
d) BARC	422		VI Finance Charges (interest)		1,373
Revenue Purpose			VII Other Payments (Specify)		
i) Pension Contribution	1,058	745	a) Salary Advance	2,864	3,886
ii) Grants - Coir Board	117	123	b) Other Advances		186,325
iii) Coir Board(Pension Contri.)	36,000	40,000	c) Temporary Advance	1,004	1,432
III Income on Investments from			d) TA Advance	484	-
a) Earmarked/Endow. Funds		-			
b) Own Funds (Oth. Investment)	-				
IV Interest Received					
a) On Bank deposits	7,613	6,993			
b) Loans, Advances etc.	46	56			

Sd/-
Sr. Accounts Officer

Sd/-
Secretary

Sd/-
Chairman



Fifty Seventh Annual Report 2010-2011

Receipts	2010-2011		2009-2010		Payments		2010-2011		2009-2010	
V Other Income (Specify)					e) Prepaid Expenses		765		340	
a) Miscellaneous Income	639	20			f) Deposit with CPWD	6,569	3,750			
b) Income from Royalty/Publication		168		238	g) Expenses Payable		4,567		55,624	
c) Income from Sales/Services	13,649	12,078			h) Coir Board Non Plan Fund	15,060	-			
d) Fee/Subscriptions	853	1,333			i) Coir Board - MDA (DMD)		1,700		6,800	
VI Amount Borrowed					j) Coir Board - Plan Fund				135.00	
a) Loan from Ministry	3,000	3,000			k) Hindustan Coir		-			
VII Any other receipts (give details)					l) MDA Fund Paid			15,000	215.00	
a) Earnest Money Deposit	486	274			m) Loan from the Fund	5,129	4,889.00			
b) MDA Fund Received	15,000				n) Payment to Creditors	16,971	15,877			
c) Coir Board MDA	200				o) Spot Publicity Advance	106	669			
d) Group Insurance Scheme	141	128			p) Electricity & Water Charges Ad:	1,856	1,812			
e) Recovery of HBA/VA	695	269			q) Other Deposit		17			
f) Loan Recoveries	4,462	4,699			r) Stipend Advance		2			
g) Subscription	9,177	6,303			s) HBA/VA Paid			2,429	2,483	
h) Collection from Debtors	26,670	30,434			t) Refund of Earnest Money Deposit		202			
i) Interest Accrued on FD	921	449			u) Group Insurance Paid	189	80			
j) Insurance Claim Received	180	601			v) Final Settlement	2,400	2,253			
k) Pension Contribution Receivable	137	289			w) Grants/Subsidies	51,720	63,672			
l) Salary Advance		250			x) Computer Advance	600	607			
m) Sale of Fixed Assets	42	-			y) Prior Period Expenses	34				
n) Coir Board Plan	3	53			VIII Closing Balances					-
o) Prepaid Expenses		4			a) Cash in hand	5	7			
p) Hindustan Coir	1,500	2,135			b) Bank Balances					
q) Coir Board REMOT	10	4,806			i) In current account	141,806	77,195			
r) Commission Receivable	10,917	7,151			ii) In deposit accounts	126,188	97,203			
s) TA Advance		825			iii) Savings accounts	33,084	49,505			
t) Dyeing & Electricity Charges Receivable		438								
u) Coir Board Non Plan	15,057									
v) Other advance Received	46									
TOTAL	1,034,637	843,622	TOTAL			1,034,637	843,622			

Sd/-
Sr. Accounts Officer

Sd/-
Secretary

Sd/-
Chairman



ANNEXURE – IX
HINDUSTAN COIR
BALANCE SHEET AS AT 31-03-2011

(Rs. In 000)

	Schedule	2010-2011	2009-2010
CORPUS/CAPITAL FUND AND LIABILITIES			
CORPUS/CAPITAL FUND	1	11,367	10,780
RESERVES AND SURPLUS	2	-	-
EARMARKED/ENDOWMENT FUNDS	3	-	-
SECURED LOANS AND BORROWINGS	4	-	-
UNSECURED LOANS AND BORROWINGS	5	-	-
DEFERRED CREDIT LIABILITIES	6	3,700	6,200
CURRENT LIABILITIES AND PROVISIONS	7	22,592	20,732
TOTAL		37,659	37,712
	Schedule	2010-2011	2009-2010
ASSETS			
FIXED ASSETS	8	1,558	1,617
INVESTMENTS - FROM EARMARKED/ENDOWMENT FUNDS	9	-	-
INVESTMENTS - OTHERS	10	-	-
CURRENT ASSETS, LOANS ADVANCES ETC	11	36,101	36,095
MISCELLANEOUS EXPENDITURE (to the extent not written off or adjusted)			
TOTAL		37,659	37,712
SIGNIFICANT ACCOUNTING POLICIES	24		
CONTINGENT LIABILITIES AND NOTES ON ACCOUNTS	25		

Sd/-
AM

Sd/-
WM

Sd/-
SAO

Sd/-
Secretary

Sd/-
Chairman

Fifty Seventh Annual Report 2010-2011



ANNEXURE – X

HINDUSTAN COIR

INCOME AND EXPENDITURE ACCOUNT FOR THE YEAR ENDED 31-03-2011

(Rs. In 000)

	Schedule	2010-2011	2009-2010
Income from Sales/Services	12	33,086	32,761
Grants/Subsidies	13	3,309	123
Fees/Subscriptions	14	-	-
Income from Investments (income on Invest.from earmarked/ endow.funds transferred to Fund)	15	-	-
Income from Royalty, Publications etc.	16	-	-
Interest Earned	17	144	5
Other Income	18	6,638	182
Increase/(decrease) in stock of Finished goods and Work in Progress	19	(8,332)	(3,242)
TOTAL (A)		34,845	29,829
	Schedule	2010-2011	2009-2010
EXPENDITURE			
Establishment Expenses	20	6,531	4,844
Other Administrative Expenses etc	21	27,621	25,931
Expenditure on Grants, Subsidies etc	22	-	-
Interest	23	4	3
Depreciation (Net total at the year end - corresponding to schedule 8)		102	116
TOTAL (B)		34,258	30,894
Balance being excess of Income over Expenditure (A-B)		587	(1,065)
Transfer to Special Reserve (Specify each)			
Transfer to/from General Reserve			
BALANCE BEING SURPLUS/(DEFICIT) CARRIED TO CORPUS/CAPITAL FUND		587	(1,065)
SIGNIFICANT ACCOUNTING POLICIES	24		
CONTINGENT LIABILITIES AND NOTES ON ACCOUNTS	25		

Sd/-
AMSd/-
WMSd/-
SAOSd/-
SecretarySd/-
Chairman

Fifty Seventh Annual Report 2010-2011



HINDUSTAN COIR
SCHEDULES FORMING PART OF BALANCE SHEET AS AT 31-03-2011

(Rs. In 000)

	2010-2011		2009-2010	
SCHEDULE 1- CORPUS/CAPITAL FUND:				
Balance as at the beginning of the year		10,780		11,845
Add: Contribution towards Corpus/Capital Fund	-			
Add/(Deduct):Balance of net income/(expenditure) transferred from the Income and Expenditure A/c	587	587	(1,065)	(1,065)
BALANCE AS AT THE YEAR - END		11,367		10,780
SCHEDULE 2- RESERVES AND SURPLUS:				
1. Capital Reserve:				
As per last Account	-		-	
Addition during the year	-		-	
Less: Deductions during the year	-	-	-	-
2.Revaluation Reserve:				
As per last Account				
Addition during the year	-		-	
Less: Deductions during the year	-	-	-	-
3. Special Reserve:				
As per last Account	-		-	
Addition during the year	-		-	
Less: Deductions during the year	-	-	-	-
4. General Reseve:				
As per last Account	-		-	
Addition during the year	-		-	
Less: Deductions during the year	-	-	-	-
TOTAL				

Sd/-
AM

Sd/-
WM

Sd/-
SAO

Sd/-
Secretary

Sd/-
Chairman

HINDUSTAN COIR
SCHEDULES FORMING PART OF BALANCE SHEET AS AT 31-03-2011

(Rs. In 000)



	FUND - WISE BREAK UP				TOTALS	
					2010-2011	2009-2010
SCHEDULE 3- EARMARKED/ENDOWMENT FUNDS						
a) Opening balance of the funds:	-	-	-	-	-	-
b) Additions to the Fund:	-	-	-	-	-	-
i. Donations/grants	-	-	-	-	-	-
ii. Income from investments made on account of funds	-	-	-	-	-	-
iii. Other additions (specify nature)	-	-	-	-	-	-
TOTAL (a+b)	-	-	-	-	-	-
c) Utilisation/Expenditure towards objectives of funds:						
i. Capital Expenditure	-	-	-	-	-	-
Fixed Assets	-	-	-	-	-	-
Others	-	-	-	-	-	-
Total	-	-	-	-	-	-
ii. Revenue Expenditure	-	-	-	-	-	-
Salaries, Wages and Allowances etc	-	-	-	-	-	-
Rent	-	-	-	-	-	-
Other Administrative Expenses	-	-	-	-	-	-
Total	-	-	-	-	-	-
TOTAL (c)	-	-	-	-	-	-
NET BALANCE AS AT THE YEAR-END(a+b-c)	-	-	-	-	-	-

Sd/-
AMSd/-
WMSd/-
SAOSd/-
SecretarySd/-
Chairman

Fifty Seventh Annual Report 2010-2011

HINDUSTAN COIR
SCHEDULES FORMING PART OF BALANCE SHEET AS AT 31-03-2011

(Rs. In 000)

	2010-2011		2009-2010	
SCHEDULE 4 - SECURED LOANS AND BORROWINGS:				
1. Central Government	-	-	-	-
2. State Government (Specify)	-	-	-	-
3. Financial Institutions				
a) Term Loans	-	-	-	-
b) Interest accrued and due	-	-	-	-
4. Banks:				
a) Term Loans	-	-	-	-
Interest accrued and due	-	-	-	-
b) Other Loans (specify)	-	-	-	-
Interest accrued and due	-	-	-	-
5. Other Institutions and Agencies	-	-	-	-
6. Debentures and Bonds	-	-	-	-
7. Others (Specify)	-	-	-	-
TOTAL	-	-	-	-

Fifty Seventh Annual Report 2010-2011



Sd/-
AM

Sd/-
WM

Sd/-
SAO

Sd/-
Secretary

Sd/-
Chairman

HINDUSTAN COIR
SCHEDULES FORMING PART OF BALANCE SHEET AS AT 31-03-2011

(Rs. In 000)



	2010-2011	2009-2010
SCHEDULE 5 - UNSECURED LOANS AND BORROWINGS:		
1. Central Government	-	-
2. State Government (Specify)	-	-
3. Financial Institutions	-	-
4. Bank:		
a) Term Loans	-	-
b) Other Loans (Specify)	-	-
5. Other Institutions and Agencies	-	-
6. Debentures and Bonds	-	-
7. Fixed Deposits	-	-
8. Others (Specify)	-	-
TOTAL	-	-

	2010-2011	2009-2010
SCHEDULE 6- DEFERRED CREDIT LIABILITIES:		
a) Acceptances secured by hypothecation of capital equipment and other assets	-	-
b) Others		
(i) Amount deposited for FAB of looms	1,635	1,635
(ii) Coir Board MDA (DMD)	-	2,500
(iii) Coir Board Plan Fund	1,538	1,538
(iv) Coir Board Non Plan Fund	527	527
TOTAL	3,700	6,200

Sd/-
AMSd/-
WMSd/-
SAOSd/-
SecretarySd/-
Chairman
Fifty Seventh Annual Report 2010-2011

HINDUSTAN COIR
SCHEDULES FORMING PART OF BALANCE SHEET AS AT 31-03-2011

(Rs. In 000)

	2010-2011		2009-2010	
SCHEDULE 7- CURRENT LIABILITIES AND PROVISIONS				
A. CURRENT LIABILITIES				
1. Acceptances	-	-	-	-
2. Sundry Creditors:				
a) For Goods	2,163		1,467	
b) Others	-	2,163	-	1,467
3. Advances Received		-		
4. Interest accrued but not due on:				
a) Secured Loan/Borrowings	-		-	
b) Unsecured Loan/Borrowings	-	-	-	-
5. Statutory Liabilities:				
a) Overdue	-		-	
b) Others : ESI & Provident Fund	-	-	-	-
6. Other Current Liabilities		20,429		19,265
TOTAL (A)		22,592		20,732
B. PROVISIONS				
1. For Taxation	-		-	
2. Gratuity	-		-	
3. Superannuation/Pension	-		-	
4. Accumulated Leave Encashment	-		-	
5. Trade Warranties/Claims	-		-	
6. Others (Specify)	-		-	
TOTAL (B)		-		-
TOTAL (A+B)		22,592		20,732

Sd/-
AM

Sd/-
WM

Sd/-
SAO

Sd/-
Secretary

Sd/-
Chairman



Fifty Seventh Annual Report 2010-2011

HINDUSTAN COIR
SCHEDULES FORMING PART OF BALANCE SHEET AS AT 31-03-2011

(Rs. In 000)



	GROSS BLOCK				DEPRECIATION				NET BLOCK	
	Cost/ valuation as at 01-04-2010	Additions during the year	Deductions during the year	Cost/ valuation as at 31-03-2011	As at 01-04-2010	On Additions during the year	On Deductions during the year	Total up to 31-03-2011	As on 31-03-2011	As on 31-03-2010
SCHEDULE 8- FIXED ASSETS										
DESCRIPTIONS										
A. FIXED ASSETS:-	-	-	-	-	-	-	-	-	-	-
1. LAND	-	-	-	-	-	-	-	-	-	-
a) Freehold	-	-	-	-	-	-	-	-	-	-
b) Leasehold	-	-	-	-	-	-	-	-	-	-
2. BUILDINGS:	-	-	-	-	-	-	-	-	-	-
a) On Freehold Land	1,233	-	-	1,233	147	27	-	174	1,059	1,086
b) On Leasehold Land	-	-	-	-	-	-	-	-	-	-
c) Ownership Flats / Premises	-	-	-	-	-	-	-	-	-	-
d) Superstructure on land not belonging to the entity	-	-	-	-	-	-	-	-	-	-
3. Plant, Machinery and Equipment	356	-	-	356	185	26	-	211	145	171
4. Vehicles	253	-	-	253	140	17	-	157	96	113
5. Furniture and Fixtures	169	-	-	169	39	8	-	47	122	130
6. Office Equipments	7	43	-	50	3	4	-	7	43	4
7. Computer/Peripherals	83	-	-	83	54	11	-	65	18	29
8. Electric Installations	-	-	-	-	-	-	-	-	-	-
9. Library Books	-	-	-	-	-	-	-	-	-	-
10. Tubewells & W.Supply	-	-	-	-	-	-	-	-	-	-
11. Other Fixed Assets	-	-	-	-	-	-	-	-	-	-
a) Sundry Assets	104	-	-	104	42	6	-	48	56	62
b) Tools & Equipments	52	-	-	52	30	3	-	33	19	22
TOTAL OF CURRENT YEAR	2,257	43	-	2,300	640	102	-	742	1,558	1,617
PREVIOUS YEAR	2,257	-	-	2,257	524	116	-	640	1,617	1,733
B.CAPITAL WORK-IN-PROGRESS	-	-	-	-	-	-	-	-	-	-
TOTAL	2,257	43	-	2,300	640	102	-	742	1,558	1,617

Sd/-
AMSd/-
WMSd/-
SAOSd/-
SecretarySd/-
Chairman

Fifty Seventh Annual Report 2010-2011

HINDUSTAN COIR
SCHEDULES FORMING PART OF BALANCE SHEET AS AT 31-03-2011

(Rs. In 000)

	2010-2011	2009-2010
SCHEDULE 9- INVESTMENTS FROM EARMARKED/ENDOWMENT FUNDS:		
1. In Government Securities	-	-
2. Other Approved Securities	-	-
3. Shares	-	-
4. Debentures and Bonds	-	-
5. Subsidiaries and Joint Ventures	-	-
6. Others (to be specified)	-	-
TOTAL	-	-
	2010-2011	2009-2010
SCHEDULE 10- INVESTMENTS - OTHERS:		
1. In Government Securities	-	-
2. Other Approved Securities	-	-
3. Shares	-	-
4. Debentures and Bonds	-	-
5. Subsidiaries and Joint Ventures	-	-
6. Others (to be specified)	-	-
TOTAL	-	-

Sd/-
AM

Sd/-
WM

Sd/-
SAO

Sd/-
Secretary

Sd/-
Chairman



Fifty Seventh Annual Report 2010-2011

HINDUSTAN COIR
SCHEDULES FORMING PART OF BALANCE SHEET AS AT 31-03-2011

(Rs. In 000)



	2010-2011		2009-2010	
SCHEDULE 11- CURRENT ASSETS, LOANS, ADVANCES ETC:				
A . CURRENT ASSETS:-				
1. Inventories:				
a) Stores and Spares	347		343	
b) Packing Materials	372		376	
c) Loose Tools	-		-	
d) Stock in Trade	-		-	
Finished Goods	7,650		15,880	
Work in progress	135		237	
Raw Materials	3,205	11,709	861	17,697
2. Sundry Debtors:				
a) Debts Outstanding for a period exceeding six months	5,924			
b) Others	4,900	10,824	12,873	12,873
3. Cash Balances in Hand (Including cheques/draft and imprest)		5		7
4. Bank Balances:				
a) With Scheduled Banks:				
On Current Accounts	2,275		2,352	
On Deposit Accounts (including Margin Money)			1,000	
On Savings Accounts	-	2,275	-	3,352
b) With non - Scheduled Banks:-				
On Current Accounts	-		-	
On Deposits Accounts	-		-	
On Savings Accounts	-	-	-	-
5. Post Office-Savings Accounts				
TOTAL (A)		24,813		33,929

Sd/-
AMSd/-
WMSd/-
SAOSd/-
SecretarySd/-
Chairman

Fifty Seventh Annual Report 2010-2011

HINDUSTAN COIR
SCHEDULES FORMING PART OF BALANCE SHEET AS AT 31-03-2011

(Rs. In 000)

	2010-2011		2009-2010	
SCHEDULE 11- CURRENT ASSETS, LOANS, ADVANCES ETC:				
B. LOANS, ADVANCES AND OTHER ASSETS:-				
1. Loans				
a) Staff	681		149	
b) Other Entities engaged in activities/objectives similar to that of the Entity	-		-	
c) Others(Specify)	-	681	-	149
2. Advances and other amounts recoverable in cash or in kind or for value to be received				
a) On Captial Account	10,287		1,635	
b) Prepayments	14		71	
c) Others	306	10,607	306	2,012
3. Income Accrued:				
a) On Investment from Earmarked/Endowment Funds	-		-	
b) On Investment - Others	-		5	
c) On Loans and Advances	-		-	
d) Others	-	-	-	5
(Includes income due realised- Rs.....)				
4. Claims Receivable		-		-
TOTAL (B)		11,288		2,166
TOTAL (A+B)		36,101		36,095

Sd/-
AM

Sd/-
WM

Sd/-
SAO

Sd/-
Secretary

Sd/-
Chairman



HINDUSTAN COIR

SCHEDULES FORMING PART OF INCOME & EXPENDITURE FOR THE YEAR ENDED 31-03-2011

(Rs. In 000)



	2010-2011	2009-2010
SCHEDULE 12- INCOME FROM SALES /SERVICES:		
1. Income from Sales		
a) Sale of Finished Goods	33,086	32,643
b) Sale of Raw Material	-	59
c) Sale of Scraps	-	59
2. Income from Services	-	-
a) Labour and Processing Charges	-	-
b) Professional/Consultancy Services	-	-
c) Agency Commission and Brokerage	-	-
d) Maintenance Services (Equipment/Property)	-	-
e) Others (Specify)	-	-
TOTAL	33,086	32,761
	2010-2011	2009-2010
SCHEDULE 13- GRANTS/SUBSIDIES (Irrevocable Grants & Subsidies Received)		
1. Central Government	-	-
2. State Government(s)	-	-
3. Government Agencies	-	-
4. Institution/Welfare Bodies	-	-
5. International Organisations	-	-
6. Others (Specify)	-	-
Coir Board (MDA)	3,309	123
TOTAL	3,309	123

Sd/-
AMSd/-
WMSd/-
SAOSd/-
SecretarySd/-
Chairman

Fifty Seventh Annual Report 2010-2011

HINDUSTAN COIR
SCHEDULES FORMING PART OF INCOME & EXPENDITURE FOR THE YEAR ENDED 31-03-2011

(Rs. In 000)

	2010-2011	2009-2010
SCHEDULE 14- FEES/SUBSCRIPTIONS		
1. Entrance Fees		
1) Entrance Fees	-	-
2) Annual Fees / Subscriptions	-	-
3) Seminar / Program Fee	-	-
4) Consultancy Fee	-	-
5) Others(Specify)	-	-
TOTAL	-	-

Sd/-
AM

Sd/-
WM

Sd/-
SAO

Sd/-
Secretary

Sd/-
Chairman



Fifty Seventh Annual Report 2010-2011

HINDUSTAN COIR
SCHEDULES FORMING PART OF INCOME & EXPENDITURE FOR THE YEAR ENDED 31-03-2011



(Rs. In 000)

	Investment from Earmarked Fund		Investment Others	
	2010-2011	2009-2010	2010-2011	2009-2010
SCHEDULE 15- INCOME FROM INVESTMENTS:				
1. Interest				
a) On Government Securities	-	-	-	-
b) Other Bonds / Debentures	-	-	-	-
2. Dividends				
a) On Shares	-	-	-	-
b) On Mutual Fund Securities	-	-	-	-
3. Rent	-	-	-	-
4. Others (Specify)	-	-	-	-
TOTAL	-	-	-	-
TRANSFERRED TO EARMARKED / ENDOWMENT FUNDS				

Sd/-
AM

Sd/-
WM

Sd/-
SAO

Sd/-
Secretary

Sd/-
Chairman

Fifty Seventh Annual Report 2010-2011

HINDUSTAN COIR
SCHEDULES FORMING PART OF INCOME & EXPENDITURE FOR THE YEAR ENDED 31-03-2011

(Rs. In 000)

	2010-2011	2009-2010
SCHEDULE 16- INCOME FROM ROYALTY, PUBLICATION ETC		
1) Income from Royalty	-	-
2) Income from Publications	-	-
3) Others (Specify)	-	-
TOTAL	-	-

	2010-2011	2009-2010
SCHEDULE 17- INTEREST EARNED		
1) On Term Deposits:-	-	-
a) With Schedule Banks	144	5
b) With Non Schedule Banks	-	-
c) With Institutions	-	-
d) Others	-	-
2) On Savings Accounts:-		
a) With Schedule Banks	-	-
b) With Non Schedule Banks	-	-
c) Post Office Savings Accounts	-	-
d) Others	-	-
3) On Loans:		
a) Employees / Staff	-	-
b) Others	-	-
4) Interest on Debtors and Other Receivables		
TOTAL	144	5

Sd/-
AM

Sd/-
WM

Sd/-
SAO

Sd/-
Secretary

Sd/-
Chairman



Fifty Seventh Annual Report 2010-2011

HINDUSTAN COIR

SCHEDULES FORMING PART OF INCOME & EXPENDITURE FOR THE YEAR ENDED 31-03-2011

(Rs. In 000)



	2010-2011	2009-2010
SCHEDULE 18- OTHER INCOME		
1) Profit on Sale/disposal of Assets:-	-	-
a) Owned Assets	-	-
b) Assets acquired out of grants or received free of cost	-	-
2) Export Incentive Realised	-	-
3) Fees for Miscellaneous Services	-	-
4) Miscellaneous Income	1	-
5) Prior Period Income	6,457	15
6) Insurance Claim Received	180	167
TOTAL	6,638	182
	2010-2011	2009-2010
SCHEDULE 19- INCREASE/(DECREASE) IN STOCK OF FINISHED GOODS & WORK IN PROGRESS		
a) Closing Stock:-		
Finished Goods	7,650	15,880
Work in Progress	135	237
b) Less: Opening Stock:-		
Finished Goods	15,880	19,061
Work in Progress	237	298
NET INCREASE/ (DECREASE) (a-b)	(8,332)	(3,242)
	2010-2011	2009-2010
SCHEDULE 20- ESTABLISHMENT EXPENSES		
a) Salaries and Wages	5,804	4,381
b) Allowances and Bonus	-	-
c) Contribution to Provident Fund	-	-
d) Contribution to Other Fund - ESI	121	57
e) Staff Welfare Expenses	18	-
f) Expenses on Employees Retirement and Terminal Benefit	-	-
g) Others (Specify)		
(i) Contribution to Pension Fund	588	406
TOTAL	6,531	4,844

Sd/-
AMSd/-
WMSd/-
SAOSd/-
SecretarySd/-
Chairman



**HINDUSTAN COIR
SCHEDULES FORMING PART OF INCOME & EXPENDITURE
FOR THE YEAR ENDED 31-03-2011**

(Rs. In 000)

	2010-2011	2009-2010
SCHEDULE 21- OTHER ADMINISTRATIVE EXPENSES		
a) Consumption of Raw Materials, Finished Goods and Stores	15,831	12,946
b) Labour and Processing Expenses	1,086	1,850
c) Cartage and Carriage Inward	10	11
d) Electricity and Power	163	192
e) Water Charges		-
f) Insurance	100	172
g) Repairs and Maintenance	224	177
h) Excise Duty		-
I) Rent, Rates and Taxes	12	22
j) Vehicles Running and Maintenance		-
k) Postage, Telephone and Communication Charges	46	41
l) Printing and Stationery	26	20
m) Travelling and Conveyance Expenses	53	34
n) Expenses on Seminar / Workshop	-	
o) Subscription Expenses	6	6
p) Expenses on Fees		-
q) Auditors Remuneration		-
r) Hospitality Expenses		-
s) Professional Charges	11	-
t) Provision for Bad and Doubtful Debts/ Advances		-
u) Irrecoverable Balances Written-off		-
v) Packing Charges	209	191
w) Freight and Forwarding Expenses	2,084	2,618
x) Distribution Expenses	7,568	7,431
y) Advertisement and Publicity	103	99
z) Others (Specify)		
i) General Expenses	89	121
TOTAL	27,621	25,931

Sd/-
AM

Sd/-
WM

Sd/-
SAO

Sd/-
Secretary

Sd/-
Chairman

HINDUSTAN COIR
SCHEDULES FORMING PART OF INCOME & EXPENDITURE FOR THE YEAR ENDED 31-03-2011

(Rs. In 000)

	2010-2011	2009-2010
SCHEDULE 22- EXPENDITURE ON GRANTS, SUBSIDIES ETC		
a) Grants given to Institutions / Organisations	-	-
b) Subsidies given to Institutions / Organisations	-	-
TOTAL	-	-

	2010-2011	2009-2010
SCHEDULE 23- INTEREST		
a) On Fixed Loans	-	-
b) On Other Loans (including Bank Charges)	4	3
c) Others (Specify)	-	-
TOTAL	4	3

Sd/-
AMSd/-
WMSd/-
SAOSd/-
SecretarySd/-
Chairman



HINDUSTAN COIR

**SCHEDULE 24
SIGNIFICANT ACCOUNTING POLICIES**

1. ACCOUNTING CONVENTION

1.1 The financial statements are prepared on the basis of historical cost convention, unless otherwise stated and on the accrual method of accounting except in the case of interest on Savings Bank Account which is treated as income on cash basis

1.2 The figures in the accounts are presented after rounding off to thousands.

2. INVENTORY VALUATION

2.1. Stores and Spares (including machinery spares) are valued at cost.

2.2 Raw materials and semi finished goods at factory are valued at lower of cost and net realizable value and finished goods with showrooms is valued after deducting the 20% commission and 5% Profit Margin. The finished goods at factory are valued at ex factory price.

3. FIXED ASSETS

3.1 Fixed Assets are stated at cost of acquisition inclusive of inward freight, duties and taxes and incidental and direct expenses related to acquisition.

3.2 Value of factory building and office building are not separately shown in the books of accounts since the rate of depreciation is same for both.

4. DEPRECIATION

4.1 Depreciation is provided on Written Down Value method on the rates consistently applied year after year. Half of the normal rates are applied on Fixed Assets, which are used for less than 182 days.

5. ACCOUNTING FOR SALES

Sales are net of sales returns, rebate and trade discount.

6. GOVERNMENT GRANTS/SUBSIDIES

6.1 Market Development Assistance received from Coir Board is treated as revenue.

7. RETIREMENT BENEFITS

7.1 Provision for accumulated leave encashment benefit to the employees is not provided in the accounts.

Sd/-
AM

Sd/-
WM

Sd/-
SAO

Sd/-
Secretary

Sd/-
Chairman



HINDUSTAN COIR

SCHEDULE 25

CONTINGENT LIABILITIES AND NOTES ON ACCOUNTS

1. CONTINGENT LIABILITIES Nil

2. CURRENT ASSETS, LOANS AND ADVANCES

In the opinion of the Management, the current assets, loans and advances have a value on realization in the ordinary course of business, equal at least to the aggregate amount shown in the Balance Sheet.

3. TAXATION

In view of there being no taxable income under Income-tax Act 1961, no provision for Income tax has been considered necessary.

(Amount-Rs)

4. FOREIGN CURRENCY TRANSACTIONS 2010-2011 2009-2010

4.1. Expenditure in foreign currency

a) Travel

b) Remittances and Interest payment to Financial Institutions/Banks in Foreign Currency Nil Nil

c) Other expenditure:

- Commission on Sales

- Legal and Professional Expenses Nil Nil

- Miscellaneous Expenses

5. REMUNERATION TO AUDITORS:

As Auditors

- Taxation matters

- For Management services Nil Nil

- For certification

Others

6. Prior Period income of Rs. 64,56,774.00 shown in Schedule No. 18 represents (i) MDA of Rs.64,60,924.00 receivable during the years 2008-09 and 2009-10 received during the year and (ii) purchases of Rs.4,150.00 omitted to account during the year 2009-10 now accounted.

7. Corresponding figures for the pervious year have been regrouped/Rearranged, wherever necessary.

8. Schedules 1 to 25 are annexed to and form an integral part of the Balance Sheet as at **31-03-2011** and the Income and Expenditure Account for the year ended on that date.

Sd/-
AM

Sd/-
WM

Sd/-
SAO

Sd/-
Secretary

Sd/-
Chairman

ANNEXURE – XI
HINDUSTAN COIR
RECEIPTS AND PAYMENTS FOR THE YEAR ENDED 31ST MARCH 2011

(Rs. In 000)

Receipts	2010-2011	2009-2010	Payments	2010-2011	2009-2010
I Opening Balances			I Expenses		
a) Cash in hand	7	5	a) Establishment expenses (corresponding to Schedule 20)		5,131
b) Bank Balances			(corresponding to Schedule 21)	3,363	3,113
i) In current accounts	2,352	1,200	II Payments made against funds for various projects		-
ii) In deposit accounts	1,000	-	III Investments and deposits made		
iii) Savings accounts	-	-	a) Out of Earmarked/Endowment funds		-
II Grants Received			b) Out of Own Funds(Investments-others)		-
a) From Government of India			IV Expenditure on Fixed Assets & Capital Work-in-Progress		
i) Capital Purpose	-	-	a) Purchase of Fixed Assets	43	-
ii) Revenue Purpose	-	-	b) Expenditure on Capital Work in Progress	-	-
b) From State Government	-	-	V Refund of surplus money/Loans		
c) From other sources	-	-	a) To the Government of India	-	-
Revenue Purpose			b) To the State Government	-	-
i) Grants - Coir Board	117	123	c) To other providers of funds		-
III Income on Investments from			VI Finance Charges (interest)		4
a) Earmarked/Endow. Funds	-	-	VII Other Payments (Specify)		
b) Own Funds (Oth. Investment)	-	-	a) Salary Advance		669
IV Interest Received			b) Coir Board - MDA (DMD)	1,500	2,000
a) On Bank deposits	145	-	c) Coir Board - Plan Fund		135
b) Loans, Advances etc.	-	-	d) Other Advances	8	274
V Other Income (Specify)			e) Expenses Payable		661
a) Miscellaneous Income	-	-	f) Payment to Creditors		16,971
VI Amount Borrowed	-	-	g) Refund of Earnest Money Deposit	55	127
VII Any other receipts (give details)			VIII Closing Balances		
a) Earnest Money Deposit	214	165	a) Cash in hand	5	7
b) Collection from Sundry Debtors	26,670	30,434	b) Bank Balances		
c) Coir Board - MDA (DMD)		-	i) In current account	2,275	2,352
d) Coir Board - Plan Fund		-	ii) In deposit accounts		1,000
e) Insurance Claim Received	180	601	iii) Savings accounts		-
f) Other Advance					
TOTAL	30,685	32,528	TOTAL	30,685	32,528

Sd/-
AM

Sd/-
WM

Sd/-
SAO

Sd/-
Secretary

Sd/-
Chairman

Fifty Seventh Annual Report 2010-2011





**SEPARATE AUDIT REPORT OF THE
COMPTROLLER & AUDITOR GENERAL OF INDIA
ON THE ACCOUNTS OF THE COIR BOARD, KOCHI
FOR THE YEAR ENDED 31 MARCH 2011**

We have audited the attached Balance Sheet of Coir Board, Kochi as at 31 March 2011 and the Income & Expenditure Account/ Receipts & Payment Account for the year ended on that date under Section 19(2) of the Comptroller & Auditor General's (Duties, Powers & Conditions of Service) Act, 1971 read with Section 17(2) of the Coir Industry Act, 1953. These financial statements include the accounts of five Regional, seven Sub Offices, four Sub Regional Offices and thirty Showrooms/ Sales Depots in various States and one commercial unit. These financial statements are the responsibility of the Board's management. Our responsibility is to express an opinion on these financial statements based on our audit.

2. This Separate Audit Report contains the comments of the Comptroller & Auditor General of India (CAG) on the accounting treatment only with regard to classification, conformity with the best accounting practices, accounting standards and disclosure norms, etc. Audit observations on financial transactions with regard to compliance with the Law, Rules & Regulations (Propriety and Regularity) and efficiency – cum – performance aspects, etc. if any, are reported through Inspection Reports/ CAG's Audit Reports separately.
3. We have conducted our audit in accordance with auditing standards generally accepted in India. These standards require that we plan and perform the audit to obtain reasonable assurance about whether the financial statements are free from material misstatements. An audit includes examining, on a test basis, evidences supporting the amounts and disclosure in the financial statements. An audit also includes assessing the accounting principles used and significant estimates made by management, as well as evaluating the overall presentation of financial statements. We believe that our audit provides a reasonable basis for our opinion.
4. Based on our audit, we report that:
 - i. We have obtained all the information and explanations, which to the best of our knowledge and belief were necessary for the purpose of our audit:
 - ii. The Balance Sheet and Income & Expenditure Account/Receipts & Payment Account dealt with by this report have been drawn up in the format approved by the Ministry of Finance, Government of India.
 - iii. In our opinion, proper books of accounts and other relevant records have been maintained by the Coir Board, Kochi as required under Section 17(1) of the Coir Industry Act, 1953 in so far as it appears from our examination of such books.
 - iv. We further report that:



A Income and expenditure account

A.1.Expenditure

Establishment Expenses (Schedule 20)

**Expenses on employees retirement and terminal
benefits – Rs. 3.55 Crore**

This is understated by Rs. 59.87 crore due to non- provision of liability towards Pension Rs. 48.20 crore, Leave encashment Rs.5.46 crore and Death cum Retirement Gratuity Rs.6.21 crore resulting in understatement of liability by 59.87 crore. Consequently the excess of income over expenditure for the year is overstated by Rs. 59.87 crore

B Grants in aid

Out of the grants in aid of Rs.64.83 crore received during the year (including Rs.8.56 crore received during March 2011), the organization could utilize a sum of Rs.61.72 crore leaving a balance of Rs.9.80 crore as unutilised grant as on 31 March 2011.

C Management letter:

Deficiencies which have not been included in the Audit Report have been brought to the notice of the Chairman, Coir Board, Kochi through a management letter issued separately for remedial / corrective action.

- v. Subject to our observations in the proceeding paragraphs, we report that the Balance sheet and Income & Expenditure Account/ Receipt & Payment Account dealt with by this report are in agreement with the books of accounts.
- vi. In our opinion and to the best of our information and according to the explanations given to us, the said financial statements read together with the Accounting Policies and Notes on Accounts, and subject to the significant matters stated above and other matters mentioned in Annexure to this Audit Report give a true and fair view in conformity with accounting principles generally accepted in India.
 - a. In so far as it relates to the Balance Sheet, of the state of affairs of the Coir Board, Kochi as at 31 March 2011; and
 - b. In so far as it relates to Income & Expenditure Account of the surplus for the year ended on that date.

For and on behalf of the C & AG of India

Sd/-

Principal Accountant General (C & CA), Kerala

Place : Thiruvananthapuram

Date 14 November 2011



ANNEXURE – I

- 1) Adequacy of Internal Audit System:- Manual of instructions for Internal Audit was prepared by the Board on 28 February 2009. Though the periodicity of Internal Audit fixed by the Board is once in a year it is in arrears ranging from one to five years in respect of 30 out of 47 Field Units of the Board and not yet done in Head Quarters Office at Kochi since its inception. Board has not strengthened the prevailing internal audit system so as to make it commensurate with the size and activities/schemes undertaken by it.
- 2) Adequacy of Internal Control System - The institute has not so far prepared an Accounting Manual
- 3) System of Physical Verification of assets – Though it was stated that physical verification of asset is being conducted at the end of every financial year, the Board has not maintained a fixed assets register indicating location wise details of assets held.
- 4) System of physical verification of Inventory - A system of physical verification of inventory is in existence and followed by Coir Board.
- 5) Regularity in payment of statutory dues:- The Board is regular in payment of statutory dues.

Sd/-

Deputy Accountant General (Central Expenditure)



ACTION TAKEN ON THE SEPARATE AUDIT REPORT OF THE COMPTROLLER AND AUDITOR GENERAL OF INDIA ON THE ACCOUNTS OF THE COIR BOARD, KOCHI, FOR THE YEAR ENDED 31 MARCH 2011

Sl. No.	Observations in the Separate Audit Report of the C&AG of India on the Accounts for the year 2010-11	Action taken
1	<p>A. Income & Expenditure Account A.1 Expenditure Establishment Expenses (schedule 20) Expenses on employees retirement and terminal benefits- ₹ 3.55 crore</p> <p>This is understated by ₹ 59.87 crore due to non-provision of liability towards Pension ₹ 48.20 crore, Leave encashment ₹ 5.46 crore and Death cum Retirement Gratuity ₹ 6.21 crore resulting in understatement of liability by ₹ 59.87 crore. Consequently the excess of Income over Expenditure for the year is overstated by ₹ 59.87 crore.</p>	<p>The Board had taken the efforts to assess the liability. The action to utilize the service of LIC for actuarial valuation of liability in this regard could not meet with success due to the reason that continued relationship with LIC for providing these services was of course on their condition for making the fund investment though them. For making investment in this regard it is essential to get additional funding support from the Government of India. The disclosure of this liability in the accounts once made will have to be continued without any break.</p> <p>The services of qualified actuaries are not available easily. Efforts are continued to rope in the service of an actuary from private source during the current financial year so as to exhibit the liability from the financial year 2011-12 onwards. The total liability as at the end of each financial year will be exhibited as soon as the final valuation by actuaries is over and approval obtained from the competent authority.</p>

Observations of C & AG as shown in the Annexure-I of the Separate Audit Report

Sl. No.	Observations	Action taken/Status/ Comments												
1	<p>Adequacy of Internal Audit System- Manual of instructions for Internal Audit was prepared by the Board on 28 February 2009. Though the periodicity of Internal audit fixed by the Board is once in a year it is in arrears ranging from one to five years in respect of 30 out of 47 Field Units of the Board and not yet done in Head Quarters at Kochi since its inception. Board has not strengthened the prevailing internal audit system so as to make it commensurate with the size and activities/schemes undertaken by it.</p>	<p>The progress achieved to clear the arrears in respect of the internal audit of Sub Offices and field formation are as follows.</p> <table border="1"> <thead> <tr> <th>Status as on 30.09.2011</th> <th>Status as on 31.03.2011</th> </tr> </thead> <tbody> <tr> <td>1. 2 Coir Bhavans for 5 years</td> <td>1. 2 Coir Bhavans for 5 years</td> </tr> <tr> <td>2. 5 Coir Bhavans & 3 Sub.office for 4 yrs</td> <td>2. 5 Coir Bhavans & 4 Sub.office for 4 yrs</td> </tr> <tr> <td>3. 9 Coir Bhavans & 4 Sub.office for 3 yrs</td> <td>3. 9 Coir Bhavans & 5 sub offices for 3 yrs</td> </tr> <tr> <td>4. 5 Coir Bhavans & 2 Sub.office for 2 yrs</td> <td>4. 5 Coir Bhavans & 4 sub offices for 2 yrs</td> </tr> <tr> <td>5. 9 Coir Bhavans & 3 Sub.office for 1 yrs</td> <td>5. 9 Coir Bhavans & 3 Sub Offices for 1 yrs</td> </tr> </tbody> </table>	Status as on 30.09.2011	Status as on 31.03.2011	1. 2 Coir Bhavans for 5 years	1. 2 Coir Bhavans for 5 years	2. 5 Coir Bhavans & 3 Sub.office for 4 yrs	2. 5 Coir Bhavans & 4 Sub.office for 4 yrs	3. 9 Coir Bhavans & 4 Sub.office for 3 yrs	3. 9 Coir Bhavans & 5 sub offices for 3 yrs	4. 5 Coir Bhavans & 2 Sub.office for 2 yrs	4. 5 Coir Bhavans & 4 sub offices for 2 yrs	5. 9 Coir Bhavans & 3 Sub.office for 1 yrs	5. 9 Coir Bhavans & 3 Sub Offices for 1 yrs
Status as on 30.09.2011	Status as on 31.03.2011													
1. 2 Coir Bhavans for 5 years	1. 2 Coir Bhavans for 5 years													
2. 5 Coir Bhavans & 3 Sub.office for 4 yrs	2. 5 Coir Bhavans & 4 Sub.office for 4 yrs													
3. 9 Coir Bhavans & 4 Sub.office for 3 yrs	3. 9 Coir Bhavans & 5 sub offices for 3 yrs													
4. 5 Coir Bhavans & 2 Sub.office for 2 yrs	4. 5 Coir Bhavans & 4 sub offices for 2 yrs													
5. 9 Coir Bhavans & 3 Sub.office for 1 yrs	5. 9 Coir Bhavans & 3 Sub Offices for 1 yrs													

		<p>The internal audit wing is having a sanctioned staff strength of seven consisting of the Senior Accounts Officer, Accounts Officer (IA), two Senior Auditors, two Junior Auditors and one Junior Stenographer. Senior Accounts Officer is also looking after the main accounts of the Board and Accounts Officer (IA) is also in charge of Showroom Accounts and Marketing Section. One Senior Auditor is deployed to attend other duties in the exigencies of service. Out of the sanctioned strength of two Junior Auditors one post is lying vacant. Action has been initiated by the Board including direct recruitment to fill the vacancy. The staff strength of Internal Audit could not be increased due to ban on creation of posts. The proposal to strengthen the Internal Audit Wing has already been taken up with the Ministry on the basis of previous observations of audit. The audit observations will be brought to the notice of the Ministry for expeditious sanction of additional posts.</p>
2	<p>Adequacy of Internal Control System- The institute has not so far prepared an Accounting Manual.</p>	<p>Preparation of the Accounting Manual is in the final stage. It is envisaged to put the same into practice by the end of this year.</p>
3	<p>System of Physical Verification of fixed assets- Though it was stated that the physical verification of assets is being conducted at the end of every financial year, the Board has not maintained a fixed assets register indicating locationwise details of assets held.</p>	<p>The system of physical verification of assets is being conducted at the end of every financial year. The action has been initiated to maintain a Fixed Asset register indicating the details of assets held at various field formations by engaging an external agency at Head Office.</p>

